




# Counting


Name \_\_\_\_\_ Date \_\_\_\_\_


Count the shapes. Write how many.



1. How many s? \_\_\_\_\_  
\_\_\_\_\_

2. How many s? \_\_\_\_\_  
\_\_\_\_\_

3. How many s? \_\_\_\_\_  
\_\_\_\_\_

4. How many s? \_\_\_\_\_  
\_\_\_\_\_

# Bar Graphs (I)

Name \_\_\_\_\_ Date \_\_\_\_\_

Color the graph.  
Show how many of each shape you counted on page 1.

