



Your Trusted Waterproof Lighting Partner  
Experto en luminarias LED impermeables

CONTACT



[www.welltechus.com](http://www.welltechus.com)

- FACEBOOK
- TWITTER/X
- INSTAGRAM



WELLTECH LIGHTING



Ver.2026



Welltech Lighting, headquartered in Dallas, is a manufacturer specializing in waterproof lighting fixtures. With in-house assembly workshops, a dedicated R&D department, and a professional engineering team, our end-to-end setup enables us to deliver fully customized, comprehensive lighting solutions.

Backed by over 12 years of industry expertise, our products are built to perform in harsh and highly specialized environments. For more than a decade, our engineers have refined fixtures for car washes, mines, swimming pools, resort exteriors, convenience stores, and virtually all outdoor or moisture-prone applications. Including regions facing extreme heat or freezing temperatures. We also serve commercial, industrial, and residential projects, consistently exceeding expectations.

Quality is non-negotiable. Our products are ETL and FCC certified, and tested to IP68, IP69K, and IK10 standards, ensuring they meet the highest levels of performance and safety. This reliability comes from our complete control over the production process, from selecting premium raw materials to final manufacturing, ensuring superior resistance to corrosion, water, and impact.

We provide cost-effective customization and top-tier after-sales support, including direct assistance for electricians and installers to ensure smooth, hassle-free installations. Looking ahead, we will expand our Dallas assembly operations soon to offer faster lead times and even more responsive support for local clients.

## Table of Contents

01	Tunnel Lighting	3-10
02	Boom Lighting	11-12
03	Heavy-Duty Tunnel Fixtures	13-14
04	Building Lighting(Accent Lighting)	15-17
05	Flex Arch Lighting	18
06	Outdoor LED Signage & Metal Letters	19
07	Flashing LED Pucks	20
08	Projector	21
09	DMX Control System	22-24
10	LED Display Panel	25-26

### Welltech's Strengths

- Smart & Simple Control - DMX programming, app control, wireless, and remote options.
- Quality in Every Detail -- Premium materials engineered to be corrosion-proof, waterproof, and impact-resistant
- Affordable Customization-Choose your colors and options without added cost.
- Trusted Expertise - Deep niche-industry experience backed by reliable after-sales support.
- Lasting Value - Engineered to deliver performance that makes every dollar count.

## SINGLE SOLID COLOR WAVE TUNNEL LIGHTS



IK10 IP69K



### Product Features

- Premium material: Corrosion-resistant materials, chemical & flame-resistant, specifically designed for carwash environments
- Single solid color options: Red, green, blue and so on + custom solid colors available
- Superior performance: CREE LEDs and cutting-edge design
- Lightweight & easy to mount: Compact build for hassle-free installation
- Low maintenance: Long-lasting, worry-free operation
- Plug-and-play setup: Saves time and reduces labor costs

### APPLICATION



A wide range of colors




Carwash

ITEM #	DESCRIPTION	WATTS	VOLTAGE	DIMENSIONS	COLORS
T15-F8-***-BW	SINGLECOLOR	320W	120V-277V	8FT	***= Red, green, blue, amber, purple,cyan, yellow and white.
T15-F6-***-BW	SINGLECOLOR	240W		6FT	

## APP-CONTROLLED MULTI-COLOR WAVE TUNNEL LIGHTS




IK10 IP69K



### Product Features

- Premium, durable materials: Corrosion, chemical & flame-resistant
- User-friendly smart color control: App+remote, or DMX programming - easily enjoy your perfect colors!
- Easy installation & low maintenance: Long-lasting, worry-free operation
- Experience cutting-edge technology

## DMX-PROGRAMMED MULTI-COLOR WAVE TUNNEL LIGHTS




ITEM #	DESCRIPTION	WATTS	VOLTAGE	DIMENSIONS	COLORS
T15-F8-DMX-BW	DMX/APP	600W	120V-277V	8FT	RGBW
T15-F6-DMX-BW	DMX/APP	480W		6FT	

## LENSED TUNNEL LIGHTS



IK10  
IP69K



30°  
BEAM ANGLE

• Color beam light uses angled, focused beams to brightly cover the entire tunnel.

ITEM #	WATTS	COLORS	VOLTAGE	DIMENSIONS	DIMMABLE
T8-F4-50**-BW(30)	50	GREEN, BLUE, RED, AMBER / RGB	24V	L:4FT W:1.3" H:1"	0-10V (OPTIONAL)
T8-F6-100**-BW(30)	100			L:6FT W:1.3" H:1"	
T8-F8-130**-BW(30)	130			L:8FT W:1.3" H:1"	

## SMOOTH-GLOW BOOM LIGHTS (SEAMLESS & UNIFORM)

• Smooth, Dot-Free Color with Stunning Visual Impact

APPLICATION



ITEM #	DESCRIPTION	WATTS	LUMENS	VOLTAGE	DIMENSIONS	COLOR
TC-T8-F6-**-BW-C	6FT	50	6000	120-277V	L:6FT W:1.3" H:1in	R/G/B/W
TC-T8-F8-**-BW-C	8FT	70	8400		L:8FT W:1.3" H:1"	

## DMX MULTI-COLOR PROGRAMMING TUNNEL /BOOM LIGHTS

- 24V or 120-277V
- Wireless Control or Wired Control



Ø1.3"

- Wireless Control (optional)



## APPLICATION




Tunnel

Vacuum Arches/Awning

ITEM #	WATTS	COLORS	VOLTAGE	DIMENSIONS	IC TYPE
T8-F4-15RGBW-BW(DMX08)	40	RGBW	120-277V / 24V	L:4FT W:1.3" H:1"	DMX512
T8-F6-22RGBW-BW(DMX08)	65	RGBW		L:6FT W:1.3" H:1"	DMX512
T8-F8-30RGBW-BW(DMX08)	80	RGBW		L:8FT W:1.3" H:1"	DMX512

## BUILT-IN EQUIPMENT LIGHTS



All-in-One Integrated Design:

- 100% Accessory-Free - No mounts, clips, or extras
- Weather-proof (Extreme Heat/Cold) - Industrial-Grade
- Customizable Hues - Match logo color (Free!)
- Low-Cost, High-Impact Advertising

## NEW PATENT CUSTOM-BUILT FOR MACHINES/ARCHES



## APPLICATION



## INDUSTRIAL-GRADE FLOOD LIGHT



## DMX Wireless Type Connection



## Product Features

- Industrial-Grade Floodlight | Ultra Heavy-Duty | Wireless option available
- Fully Upgraded Features:
- Wireless design: Saves significant wiring costs.
- Corrosion-resistant material: Built for harsh industrial environments.
- High power output: 300W or 300W per channel, delivering up to 900W of lighting performance.

## DMX512

ITEM #	DESCRIPTION	WATTS	VOLTAGE	DIMENSIONS	COLORS
TC-FL300-RGBW	IP66 Waterproof	300W	120V-277V	L:18.9" W:14.9" H:2.5"	RGBW
TC-FL900-RGBW	IP66 Waterproof	900W	120V-277V	L:18.9" W:14.9" H:2.5"	RGBW



## ROUNDED CARWASH LIGHTS



### Material: Chemical-resistant metal

- Application: Outdoor, Carwash, Swimming Pool
- Premium Corrosion Resistance: High-grade anti-corrosion metal build
- Dual Protection for Extended Lifespan: Waterproof + rust-proof design
- Adapts to wet/chemical-rich environments



### APPLICATION





## MULTI-COLOR SCONCES



### Product Features

- Illuminate your building's exterior with grace.
- Durable, high-impact LED light for harsh environments.
- Engineered for exceptional performance.
- Vibrant, programmable color-changing light that boosts your brand, 24/7.



### DMX512

ITEM #	DESCRIPTION	WATTS	VOLTAGE	DIMENSIONS	CCT
TC-R-CL-2124-36	IP68	36	DC 24V	205X115mm 8.26X9.4inch	RGB or DMX Version

ITEM #	DESCRIPTION	WATTS	LUMENS	VOLTAGE	DIMENSIONS	COLORS
DL-4**-DMX	IP65 Waterproof	50	760	120-277V	6"	RGBW

## LED WHITE COLOR BENDABLE BOOM LIGHTS

### Bendable



Up to 1500lm per ft, 8ft 60w 12000lm

Ø1.3"



Power Cord



IP66  
Water Proof



ITEM #	DESCRIPTION	WATTS	LUMENS	VOLTAGE	DIMENSIONS	CONNECTION QTY
T8-F4-15**-BW	4FT	15	1800	120-277V	L:4FT W:1.3" H:1"	up to 96
T8-F6-22**-BW	6FT	22	2650	120-277V	L:6FT W:1.3" H:1"	up to 72
T8-F8-30**-BW	8FT	30	3600	120-277V	L:8FT W:1.3" H:1"	up to 48

### High Output

ITEM #	DESCRIPTION	WATTS	LUMENS	VOLTAGE	DIMENSIONS	CONNECTION QTY
T8-F4-30**-BW	4FT	30	3600/ 6000	120-277V	L:4FT W:1.3" H:1in	up to 48
T8-F6-45**-BW	6FT	45	5400/ 9000	120-277V	L:6FT W:1.3" H:1"	up to 32
T8-F8-60**-BW	8FT	60	7200/ 12000	120-277V	L:8FT W:1.3" H:1"	up to 24

## LED APP-CONTROLLED COLOR-CHANGING BENDABLE BOOM LIGHTS


- displays the entire color spectrum at full intensity
- IP65 Rated for car wash environments.
- 24VDC
- Bendable
- 240°wide beamangle
- Integrate WIFI/Bluetooth module ,Smart App control



V-Shape LED Rows  
Wider light distribution




1.3"




ITEM #	WATTS	COLORS	VOLTAGE	DIMENSIONS	IC TYPE
T8-F4-15RGBW-BW(WS08/DC)	35	RGB	DC 24V	L:4FT W:1.3in H:1in	WS2811
T8-F6-22RGBW-BW(WS08/DC)	52	RGB		L:6FT W:1.3in H:1in	WS2811
T8-F8-30RGBW-BW(WS08/DC)	70	RGB		L:8FT W:1.3in H:1in	WS2811
T8-F4-15RGBW-BW(WS08/AC)	35	RGB	120-277V	L:4FT W:1.3in H:1in	WS2811
T8-F6-22RGBW-BW(WS08/AC)	52	RGB		L:6FT W:1.3in H:1in	WS2811
T8-F8-30RGBW-BW(WS08/AC)	70	RGB		L:8FT W:1.3in H:1in	WS2811

## HEAVY-DUTY TUNNEL LIGHTS



### Product Features

- Advanced coating technology: Durable in car wash chemicals for long-term use
- User-friendly control: DMX+ remote control support
- 210W high power: Ultra-bright
- Improved structure: Eliminates risks from side-mounted control panels
- Seamless color transitions: Smooth and vivid color effects



ITEM #	DESCRIPTION	WATTS	COLORS	VOLTAGE	DIMENSIONS	IC TYPE
TL-F6-210	6 FT	210	R/G/B/Y /RGB	DC 24V 120-277V	L:6FT W:2.7" H:3"	DMX512

## HEAVY-DUTY TUNNEL LIGHTS



RGBW

BACK VIEW OF HEAVY DUTY SWIVEL BRACKETS FOR MOUNTING



ITEM #	DESCRIPTION	WATTS	COLORS	VOLTAGE	DIMENSIONS	IC TYPE
TL-F6-144	6FT	144	R/G/B/Y /RGB	DC 24V	L:6FT W:2.9" H:3.5"	NA
TL-F6-288	6FT	288	R/G/B/Y /RGB	DC 24V	L:6FT W:4.3" H:3.5"	NA



# EXTREME WEATHER-RESISTANT FULLY WATERPROOF ACCENT LIGHTS




## Product Features

- Industrial-grade design with food-grade silicone and UV protection
- Exceptional waterproof performance: IP67 / IP68
- Seamless extrusion molding
- Flexible color options: Single color, RGB, SPI, DMX, or custom colors for any lighting scene
- Multiple mounting methods: Stainless-steel clips, aluminum channels, or PC channels
- Wide operating temperature: -30°C to 85°C (-22°F to 185°F), engineered for high-temperature environments



ITEM #	DESCRIPTION	WATTS	LUMENS	VOLTAGE	DIMENSIONS	CCT
TC-NL2020-****	IP68	5.48/FT	35-40/W	DC 24V	W:0.78" H:0.78"	RGBW

# HIGH BRIGHTNESS FLEX ARCH LIGHTS



## Product Features

LED Dual Flex Arch Light  
(Single/Dual/Multi-Color, Silicone Extrusion)

- LED Options: Enhanced 4-in-1 RGBW Chips or High-Power Single-Color Chips
- Control: DMX512 (for multi-color) or Single-Color Mode
- Double-Row LED Arrangement
- 24VDC
- Install First, Code Later
- UV & Salt Mist Resistant



## APPLICATION

ITEM #	DESCRIPTION	WATTS	LUMENS	VOLTAGE	DIMENSIONS	CCT
TC-NL2205-****	IP67	8.23/FT	400/FT	DC 24V	W:0.86" H:0.2"	R/G/B/W,RGBW


# HARD SOLID ACCENT LIGHTS



## Product Features



- UV- resistant PC lens with Aluminum base for best heat dissipation.
- Special anti-vulcanization process design LED, more reliable in harsh environment use.
- 24V DC, 4.5W/FT, Safety and Energy saving




## APPLICATION



ITEM #	DESCRIPTION	WATTS	COLORS	VOLTAGE	DIMENSIONS
Z8C6GG32E-0.3	1FT	4.5	R/G/B/W	24V DC	L:1FT W:1.2" H:1.2"
Z8C6GG32E-0.6	2FT	9	R/G/B/W	24V DC	L:2FT W:1.2" H:1.2"
Z8C6GG32E-0.9	3FT	13.5	R/G/B/W	24V DC	L:3FT W:1.2" H:1.2"
Z8C6GG32E-1.2	4FT	18	R/G/B/W	24V DC	L:4FT W:1.2" H:1.2"
Z8C6GG32E-1.8	6FT	27	R/G/B/W	24V DC	L:6FT W:1.2" H:1.2"
Z8C6GG32E-2.4	8FT	36	R/G/B/W	24V DC	L:8FT W:1.2" H:1.2"

# LED FLEX ARCH/ACCENT LIGHTS



- Weather-proof(extreme heat/cold)
- Industrial-grade,bright hues
- Match your logo color-free!
- The most effective advertising at low cost



## APPLICATION



ITEM #	DESCRIPTION	WATTS	LUMENS	VOLTAGE	DIMENSIONS	COLOR
TC-NS1225	Side Bend	3.65/FT	60-65 Lm/W	DC 24V	W:0.47",H:0.98"	2700-6000K/R/G/B

## OUTDOOR LED SIGNAGE & METAL LETTERS



### Product Features

- Affordable Custom Outdoor LED Signage & Metal Letters!
- Customization without the premium cost, effectiveness for every business!
- Perfect for carwash chains, wayfinding logos, storefronts, and more.
- Outdoor metal letters, Outdoor LED light boxes, illuminated/non-illuminated options!

APPLICATION



## SPINNING OR FLASHING LED PUCKS



Ø4"




Ø2.4"



### Product Features

- All-new fully upgraded puck light
- Specifically designed for the car wash industry (one-of-a-kind)
- Resistant to car wash chemical corrosion
- Eliminates customer complaints

APPLICATION



ITEM #	LED QUANTITY	LED TYPE	WATTS	VOLTAGE	DIMENSIONS	COLOR
TC-TL-10RGBW	84	3528	2.5	DC 12/24V	D3.93"	RGBW
TC-TL-6****	48	5050	3.6	DC 12/24V	D2.36"	R,G,B,W RGB, RGBW



## PROJECTOR

Delivers an ultra clear image or pattern with outstanding brightness, ideal for logos, slogans, and advertising visuals. Its high-quality optics and powerful light source ensure sharp, eye-catching projections.



## Product Features

- Retail - Promote offers or display brand logos
- Exhibitions/Trade Shows - Highlight booth branding
- Outdoor Advertising - Project onto buildings or outdoor surfaces
- Events/Parties - Create themed visuals
- Museums/Galleries - Support displays or spotlight exhibits



## APPLICATION



## WELLTECH DMX WIRELESS HUB



### WellTech's Cutting-Edge Wireless Technology

- All-in-One wireless hub
- Fixture-Built-in wireless function

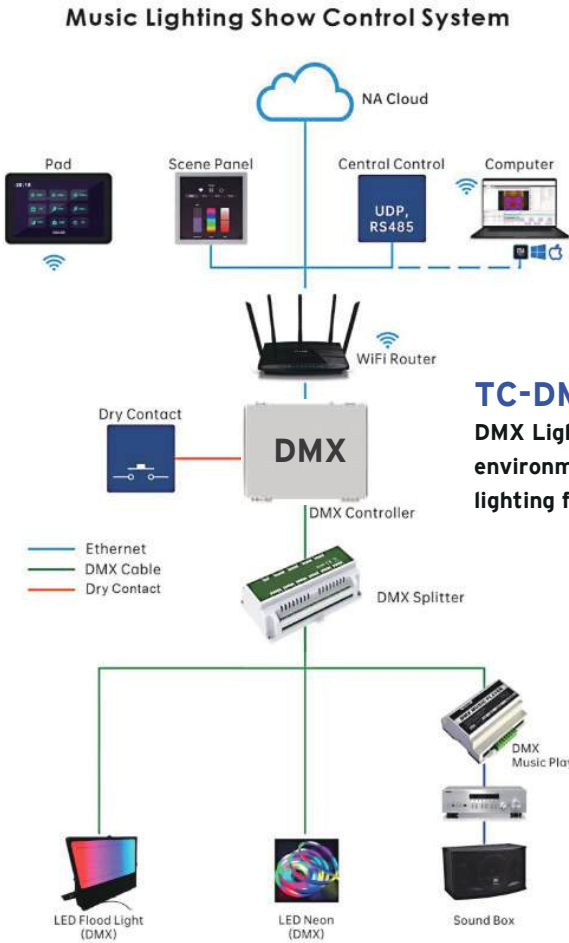
With WellTech's integrated wireless hub, eliminate complex signal wiring, slash labor costs, and simplify installation.

Ideal for both new construction and retrofitting projects.

Experience effortless setup and rock-solid reliability with WellTech's wireless lighting solutions. Engineered to streamline your workflow.



# DMX LIGHTING CONTROL SYSTEM



## TC-DMX-BOX

DMX Lighting Controller is purpose-built for car wash environments, offering precise and dynamic control of lighting fixtures to attract foot traffic for your business.



# TC-DMX-MINIBOX



## Product Features

- Local DMX Programming Controller with Remote
- Supports Up to 512/1024 Fixtures (Flexible Scalability)
- 50 pre-installed premium lighting modes, users can also customize their own lighting modes.
- Reliable Signal Transmission Within 150 Meters
- Professional Programming Support by WellTech Engineering Team

## MASTER CONTROL



Master + Sub Controller Configuration:  
Ideal for Large-Scale Commercial  
Spaces with Extended Coverage

## SUB-CONTROL



Versatile Operation Modes: PC Software Control or Built-in  
Display + Button Panel for Effortless Manual Adjustment  
Professional Programming Support by WellTech Engineering  
Team



## OUTDOOR LED DISPLAY SERIES



### Product Features

- Model Options: P2.5 | P2.976 | P3.076 | P3.91
- Refresh Frequency: 1920/3840/7680Hz
- Engineered exclusively for outdoor applications, WellTech's outdoor LED displays offer flexible modular customization, Effortlessly configure modules to match your exact size requirements.
- Boasting high refresh rates (up to 7680Hz) for crisp, flicker-free visuals, these displays deliver reliable performance in carwash outdoor environments,
- making them ideal for commercial advertising, event venues, and industrial sites.

### APPLICATION



## OUTDOOR 43"/55" DIGITAL MENU BOARDS

- High brightness: Clear visibility in direct sunlight
- Wide viewing angle: No distortion from any position
- Weather-resistant: Reliable operation in extreme temperatures & rain
- Low power, long life: Fan cooling & smart temp control, reduces maintenance costs
- Fast response: No motion blur for videos/animations
- Easy maintenance: Modular design for quick repairs



### APPLICATION

