

Accessible Library Services (ALS) / Braille and Talking Book Library (BTBL)

The mission of the library is to provide equal access to print materials in a format accessible to all citizens of South Dakota who cannot read standard print.

This includes individuals with visual impairments, standard print-reading disabilities, and physical impairments that may make holding or manipulating a book difficult.



...that all may
read.

Funding for this program is made possible in part by the Institute of Museum and Library Services (IMLS) under the provisions of the Library Services and Technology Act (LSTA) as administered by the South Dakota State Library.



History Highlights



1969: SD Library for the Blind and Physically Handicapped (LBPH) is est. in Pierre.

1976: LBPH and the State Library move into a new building (MacKay Building).

1990: LBPH is renamed to the Braille and Talking Book Library (BTBL).

2009: Recorded books are produced on digital cartridges with flash drives.

1960

1970

1980

1990

2000


2010

2020

1973: Recorded books are produced as cassette > vinyl.

1984: The library starts using an automated system to distribute books.

2020: SD BTBL gets two Scribe towers, which allows for download on demand and cuts circulation time in half.




What We Offer

- BARD (Braille and Audio Reading Download) service: nlsbard.loc.gov/

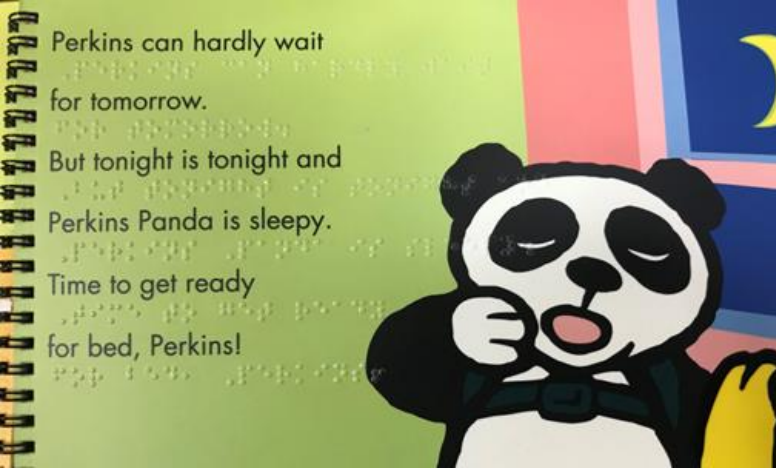


- Braille sport schedules,




- Magazines on Cartridge (NLS), Braille magazines
- Local
Serials





What We Offer (continued)

- ▶ K-12 Education materials, including textbooks and games
- ▶ Braille and large-print textbooks, twin-vision books
- ▶ Summer and winter reading programs for youth and adults
- ▶ Social Club: author events, podcast tapings, and more



Accessible Educational Resources for your students are available through your SPED dept.

We have materials and curriculum in core subjects such as math, science, history, English including STEM.

Materials include Textbooks, educational materials in Braille/Large Print, Audio “Talking Books,” print/Braille and tactile materials.

How does a student qualify?

#1: Meet the definition of blindness (MDB) - a central acuity of 20/200 or less (using a Snellen chart or an acuity determined in Snellen equivalents) in the better eye with the best correction or a peripheral field of vision no greater than 20 degrees.

| | | |
|-------------------|----|--------|
| E | 1 | 20/200 |
| F P | 2 | 20/100 |
| T O Z | 3 | 20/70 |
| L P E D | 4 | 20/50 |
| P E C F D | 5 | 20/40 |
| E D F C Z P | 6 | 20/30 |
| F E L O P Z D | 7 | 20/25 |
| D E F P O T E C | 8 | 20/20 |
| L E F O D P C T | 9 | |
| F D P L T C E O | 10 | |
| P E Z O L C F T D | 11 | |



Function at the definition of blindness (FDB) - when visual function meets the definition of blindness as determined by an eye care specialist (ophthalmologist or optometrist) or a medical doctor such as a neurologist.



Students in this category manifest unique visual characteristics often found in conditions referred to as a neurological, cortical, or cerebral visual impairment (e.g. brain injury or dysfunction).

If NEITHER are met, students may also be eligible because they:

- ▶ Qualify under the Individuals with Disabilities Act (IDEA) definition of blindness: an impairment in vision, that, even with the correction, adversely affects a child's educational performance.
- ▶ South Dakota's definition of IDEA is:
 - ▶ Partial sight is one or more deficiencies in visual acuity, as follows:
 - (1) Visual acuity of no better than 20/70 in the better eye after correction;
 - (2) Restricted visual field;
 - (3) Limited ability to move about safely in the environment because of visual disability.

Enrollment

- ▶ #1. Be enrolled in a formally organized public or private, nonprofit educational program of less than college level (educational programs include public, private, and parochial schools as well as vocational and rehabilitation programs for adults) and have a written education plan.
- ▶ #2. School-aged students (including infants, toddlers, preschool, homebound, and home-schooled students) must be enrolled with the registering school or agency on the first Monday in January. Adult students must be registered for at least 120 hours of educational instruction during the preceding calendar year.

SO Important to Remember

- ▶ 1. Permission from parents/guardians for their child/adult to be included in the census. We will send you a permission slip that you will need to get signed and keep on file at the school or agency. No personal information will be shared.
- ▶ 2. A SD State Library Accessible Library Services application for the child/adult. You can find these at library.sd.gov/ALS/apply.aspx

Equipment

Standard
Digital Player



Remote
control

Advanced
Digital Player



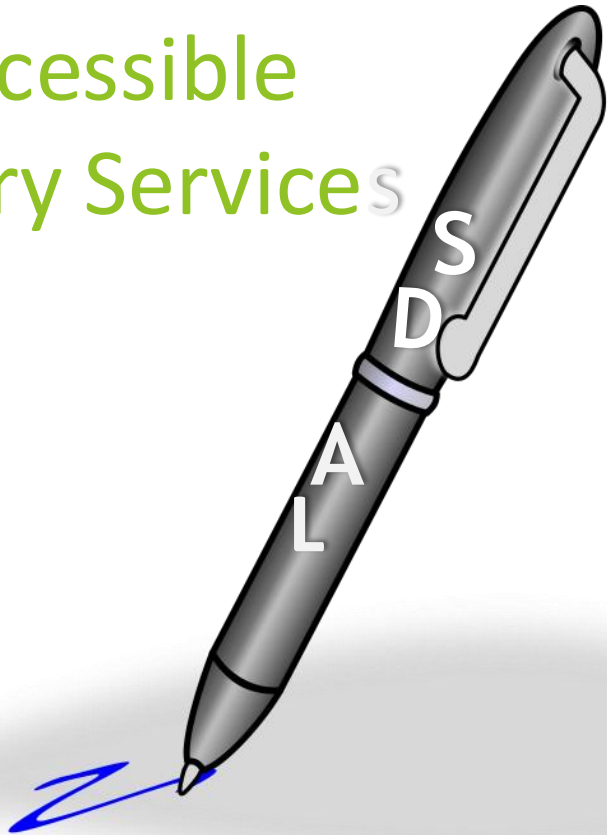
Talking Books (cartridges)



Headphones

1.) **Fill out an application.** Contact a reader advisor to have one mailed, or find online at <https://library.sd.gov/ALS/apply.aspx>.

How to Enroll in Accessible Library Services



- ▶ **Eligible patrons** reside in SD at the time of enrollment and have temporary or permanent low vision; blindness; or a physical, perceptual, or reading disability that prevents them from using regular print materials. For details, visit www.loc.gov/nls/about/eligibility-for-nls-services/.
- ▶ There are four different applications:
 - a.) **Library or Healthcare Facility** or b.) **School**
 - c.) **Adult** (>18 yrs) or d.) **Child** (<19 yrs)
- ▶ Patrons may choose on their app how many cartridges and books per cartridge they'd like to receive. They may also select their equipment, subscriptions, and preferences.

- 2.) The application is processed into our electronic database.
- 3.) Requested items are delivered directly to the patron's home.
- 4.) A reader advisor will reach out to ensure that the patron is

Contact Us

Email:

SDTalkingBookRequest@state.sd.us

General Phone: 1-800-423-6665 (SD



Website: library.sd.gov/als

**Facebook: facebook.com/sdslals,
facebook.com/librarysd**

X/Twitter: twitter.com/librarysd

**Instagram:
instagram.com/sdstatelibrary**

YouTube: youtube.com/librarysd