



The Tole Tattler

<http://octdp.com>

Volume 43 Issue 06

June 2025



In this issue.....

President's Message.....	1
Class Registration Form.....	2
Upcoming Paint-Ins	3
Decorative Painting Month	4
OC Fair	4
2025 Calendar	5
Birthdays	5
Mystery Paint-In.....	6
New The Artists Corner	7
May Class Pictures	8
Officers & Committees.....	9
Membership Application.....	10

Our meetings are held at:
Anaheim United Methodist
Church
1000 S. State College Blvd
Anaheim, CA 92806

Doors open at 9 am
Paint-In/meeting starts
at 9:30 am

President's Message

Hello, OCTDP Family! 🌿 ✨

June is here, bringing the magic of summer, Father's Day celebrations, vibrant festivals, epic outdoor adventures, and those long-awaited vacations! ☀️ Whether it's picnics under the sun or starlit gatherings, this month is bursting with opportunities to soak in joy, laughter, and cherished memories with loved ones. Let's make it unforgettable together! 🌈

May's Class Recap 🌞

A BIG shout-out to everyone who joined my class last month—WOW, what an incredible time we had! Watching Santa come to life building him with putty and painting him with each stroke of the brush was pure magic. ✨🎨 Your creativity and enthusiasm lit up the room, and I hope you enjoyed it every bit as much as I did. THANK YOU for bringing your sparkle and imagination to the class! 🎅❤️

June Road Trip 🚗 🗺️

Buckle up, OCTDP crew—it's almost road trip time! This month's journey promises fun, laughter, and treasures galore. 🌈 One highlight, Judy's fabulous shop, O'Flanary's Emporium in Redlands—it's a wonderland of beautiful finds! 🛍️ If you haven't signed up yet, don't wait! Get your paperwork in NOW and come along for an unforgettable adventure. Bonus: Judy's shop is on Facebook, so check it out and get a sneak peek of the magic! 🌟

July Christmas Village

🎄 Christmas in July is here to dazzle you! This stunning village scene is a true showstopper, lighting up with magic and charm like no other. It's the kind of treasure you'll want to pass down through generations—a real heirloom of holiday joy. ✨ And guess what? Rose is all set to guide you through creating this masterpiece in her fabulous class! 🎨🖌️ Don't wait—get your sign-up sheet in today! Oh, and a quick heads-up: Pat Wendorf still has a few of these amazing surfaces left, so reach out to her before they're all gone! 🎁🌟

(continues on page 2)

President's Message ...continued from page 1...

Positions to Fill – Your Time to Shine! 🌞👏

Calling all OCTDP superheroes—our community needs YOU! 🦸 Step into one of these exciting roles and be the driving force behind our group's success:

- ✍️ ♦ President (2026–2027) – Get ready to lead with passion and flair! Being president is a rewarding adventure, and I've loved every moment of it. Now, as I shift focus to personal commitments, I'm ready to pass the torch to someone who can bring fresh energy to our amazing community. Are you up for it? 🌞
- ✍️ 🐑 Sheepfold Charity Coordinator – Spread kindness and make a difference while helping those in need. This is your chance to shine as a beacon of hope! ❤️
- ✍️ 📌 Nominating Committee Chair – Play a vital role in shaping OCTDP's future by connecting with members and guiding our path forward. 💡 ✨
- ✍️ 🎨 Mystery Paint In Chair (2026 – 2027), This position is a fun and important position. Please consider volunteering. You will have lots of help and lots of fun and excitement.

Step up, join in, and let's keep the magic alive. YOU are the spark that makes OCTDP vibrant, fun, and simply amazing. Don't miss this chance to shine—your moment is NOW! 🌸 ⚡

With excitement, gratitude, and a sprinkle of holiday cheer,

🎄 **Sandy Sadler – Your Enthusiastic President** ❤️🎨



OCTDP Class Registration Form

Name: _____

Address: _____

City: _____

State: _____

Zip: _____

Phone: _____

E-mail: _____

Place a ✓ next to the months you are registering for.
The **default for LIVE/ZOOM classes is ZOOM** unless participants opt for in-person attendance.

☐ **JUN**

Road Trip
Off-site
\$35

☐ **JUL**

Xmas Village
LIVE/ZOOM
\$25 (includes pattern fee)

☐ **AUG**

Jack-o-Lanterns
ZOOM only
\$20

☐ **OCT**

Angel Flock
LIVE/ZOOM
\$20

☐ **NOV**

All Aboard
ZOOM only
\$20

☐ In-person

☐ In-person

Fee for each class: ☐ Member: See above ☐ Non-Member: Add \$5

Total Paid: _____

Check #: _____ payable to OCTDP ☐ Cash ☐ Coupon ☐ Zelle: send fee to octdp.treasurer@gmail.com

Send this completed form with payment to:

Christine Schlager (caschlag42@aol.com)
9391 Breakwater Cir.
Huntington Beach, CA 92646

The prep instructions and line drawing will be emailed to you. Contact Christine if you don't have computer access and need a hardcopy. A class credit is issued if the class is canceled. You will receive the class instructions if you are unable to attend.

Rev 4/24/25

Upcoming Paint-Ins

June 13, 2025



This is an off-site class

O'Flanary's Emporium
409 N. Orange St., Redlands, CA
Class starts at 10:00 am PST

Road Trip - O'Flanary's Emporium

Let's go paint a fall-themed yard sign featuring one of Judy's delightful designs!

Teacher: Judy Coates

Designer: Judy Coates

Paint: Provided

Surface: Yard sign

Class fee: Members **\$35**, Guests **\$40**

♥ Bring your basic painting supplies to class. Everything else will be provided.

♥ Sign-up deadline - June 6, 2025

SIGN-UPS

Anne E	Beverly M	Christine S	Debbie H	Dede R
Francie H	Jennie P	Laurie S	Lucinda A	Pat S
Penne K	Rose M	Sandy S		

Friday, July 11, 2025



This is a Zoom and in-person class

Zoom and in-person classrooms open at
9:00 a.m. PST

Class begins after the general meeting,
which starts at 9:30 a.m. PST

Christmas Village Board

This is a cute holiday piece. Adding little twinkle lights between the layers makes it really magical.

Teacher: Rose Melgoza

Designer: Paola Bassan

Brand: DecoArt Americana

Design Area: 15" x 11" 2 piece dimensional

Pattern Fee: **\$5.00**

Surface: Laser cut high-density MDF

Source: Limited number of kits available for \$15.

Includes base, overlay and spacers.

Contact Pat (ptwendorf@gmail.com)

Technique: Shading, drybrush

Class fee: Members **\$25**, Guests **\$30**

SIGN-UPS

Carolyn B	Christine T-L	Francie H	Irene P	Jennie P
Laurie S	Lucinda A	Pat W	Regina T	Sandy S
Susan B				

Friday, August , 2025



This is a ZOOM class only

Zoom classroom opens at 9:00 a.m. PST

Class begins at 9:30 a.m. PST

Jack-o-Lanterns Box

Teacher: Christine Taylor-Leonard **Designer:** Maxine Thomas

Brand: DecoArt Americana

Design Area: 8 1/4" x 6 1/2" x 3"

Surface: Bentwood Box or surface of choice

Source: [PineCraft Inc](#) 20% off group order SKU#WD1150XS

Technique: Dry Brushing

Class fee: Members **\$20**, Guests **\$25**

SIGN-UPS

Laurie S	Sandy S
----------	---------



October is Decorative Painting Month

We're excited to see the beautiful projects you'll be submitting for Decorative Painting Month to post on Facebook!

You can start sending them in now, if you'd like. Please email your project photos to Linda Martin - linda.a.martin926@gmail.com

Be sure to include:

- The original designer's name
- A brief description of the project

This ensures that the original artist receives proper credit.

Once we receive your project photos, they will be posted on Facebook. People truly enjoy seeing hand-painted creations—thank you for sharing yours!

Penne Kitley, Decorative Painting Month Chairperson
Linda Martin, Publicity Chairperson

Orange County Fair

I hope everyone has submitted their prized paintings for the Fair competition! If you've entered your artwork, you'll receive a free Fair entry ticket. We're happy to assist with the delivery and pick-up of your paintings.

- **Entry Delivery Dates- Friday & Saturday, June 27-28, noon - 6 p.m.**

OCTDP Volunteer Weekend at the Fair

Please Help!!!

Our club needs painters to help at our booth at the Fair! We use the Fair to help attract local painters and possible new members. It is an important event for us as it is difficult to find venues to promote our craft.

Our club will be spending only 2 days at the Fair, helping painters as they use their own designs to paint rocks. It's a fun activity for the painters and for those of us who volunteer to help.

Each shift is only 3 hours. And we will be at the Fair on Saturday, July 19 and Sunday July 20 from noon to 9pm.

The available spaces are listed below as **OPEN**. Please reserve your space by texting Susan Bradbury at 949-275-0640.




Time	July 19, 2025 – Saturday (Noon-9 pm)			July 20, 2025 – Sunday (Noon-9 pm)		
	Demo	Make & Take	Make & Take	Demo	Make & Take	Make & Take
Noon-3 pm	Chris S.	Miko F.	Susan B.	Sandy S.	Miko F.	Jennie P.
3 pm-6 pm	Onya T	Linda M	Laurie S.	OPEN	Rose M.	Laurie S.
6 pm-9 pm	OPEN	OPEN	OPEN	OPEN	Rose M.	OPEN

Susan Bradbury & Debbie Hickey
OC Fair Coordinators

OCTDP 2025 Calendar

JULY 11 Paint-In/Meeting Live/Zoom  Christmas Village Board Rose Melgoza	AUGUST 8 Paint-In Zoom only  Jack-o-Lanterns Box Christine Taylor-Leonard	SEPTEMBER 12 Paint-In Live only <h1 style="text-align: center; color: purple;">MYSTERY</h1> 2026 Project Selection & Voting
OCTOBER 10 Paint-In/Meeting Live/Zoom  Angel Flock Laurie Stewart CDA	NOVEMBER 14 Paint-In Zoom only  All Aboard Lois Joachimstaler	DECEMBER 12 Party Live only <h1 style="text-align: center; color: purple;">HOLIDAY PARTY</h1>

Updated: 10/8/24



Diane Shifflet6/6
Robyn McComb6/8
Miko Frey CDA6/13
Cookie Rouse-Perry6/18
Diane Hendricks6/22
Laurie Stewart6/22
Penne Kitley6/23
Jennie Pascual6/24
Francy Holmes6/29

Mystery Paint-In Update

Get Ready for Our Mystery Paint-In!

Mark your calendars — our highly anticipated Mystery Paint-In is coming this September!

We're excited to bring you an unforgettable project led by a talented, renowned teacher who will spark your creativity and inspire your artistic spirit.

The class is open to both members and non-members. Registration is just **\$35 for members** and **\$40 for non-members** — an incredible value for a full day of painting, inspiration, and fun! **Lunch is included** in your fee, and we're happy to be partnering again with the same vendor who delighted us with delicious sandwiches last year.

Almost all the painting materials you'll need will be provided — just bring your basic painting supplies and your creative energy.

And that's not all: **you'll also have the chance to vote on next year's projects during the Paint-In**, just like last year!

Early registration is encouraged — it helps us prepare all the details to make this day truly special.

Everything's coming together beautifully, and we can't wait to share this exciting experience with you!

Bernice Alvara, Mystery Paint-In Chairperson



MYSTERY PAINT-IN Registration Form

Name: _____

Address: _____

City: _____ State: _____ Zip: _____

Phone: _____ E-mail: _____

Class Date: September 12, 2025

Teacher: Miss Tree

LIVE IN PERSON ONLY


Class Fee: ☐ Member: \$35 ☐ Non-Member \$40

Check #: _____ payable to OCTDP ☐ Cash ☐ Coupon

☐ Zelle: send fee to octdp.treasurer@gmail.com

E-Mail or mail this completed for to:

Bernice Alvara
1865 W. Surf Dr.
Anaheim, CA 92801
714-390-9430



Tips, techniques and tools to grow as an artist

We're excited to introduce this new section in the newsletter as a canvas for our members to share their artistic wisdom.

Have a cool idea, tip, technique, or even a question? Email it to Rama (rama.shotwell@cox.net), and you just might see it featured in the next issue!

Here are a few to start us off.

Clean Border Edges - Pat Wendorf shared this tip that she learned

For clean, straight edges when painting, apply tape where you want the border and press it down firmly. Seal the edge by brushing on a thin layer of the basecoat color. Once dry, paint over it with your desired color. For the best results, remove the tape at a 45-degree angle while the paint is still slightly tacky to avoid bleed-through and get a crisp line.

So Many Ways to Stipple – Decorative Woodcrafts 1999

FOUR DIFFERENT LOOKS

The fun part of stippling is that you can create a variety of different looks. It all depends on the shape of the brush you use, the kind of hairs in the brush, and how you load the paint. Designer Susie Wolfe shares the

examples below for four different types of stippling brushes. When she painted the trees for each example, Susie used a fully loaded brush to stipple on the dark color. Then she cleaned the brush and half-loaded it with the light color to stipple over the dark area.

	Stippled Look	Fully-loaded brush	Half-loaded brush	Trees
Deerfoot stippler A synthetic deerfoot stippler creates a distinctive round stippled look. This is because of the brush's stiff bristles and round shape.				
Flat stippler A Debbie Mitchell flat stippler creates a soft, bushy stippled look. This results from the synthetic hairs and thicker grouping of hairs in the brush.				
Round sable stippler A Ronnie Bringle round sable brush creates a soft stippled look because of the brush's natural hairs. The round shape of the bristles also lets you stipple more of a soft and lacy look without a distinctive pattern.				
Angular stippler A Sue Scheewe angular stippler creates different textured looks, depending on the amount of moisture in your brush. A dry brush will give you a more defined pattern as shown here.				

May Class with Sandy



May Class with Sandy ...



OCTDP Officers & Committees 2025

President

Sandy Sadler 714-814-9575

1st Vice President - Programs

Pat Wendorf 714-862-7327

Program Assistant

Christine Schlager 714-943-8700

2nd Vice President – Fundraising

Rose Melgoza 714-886-7694

Fundraising Assistant

Lucinda Aranda..... 626-991-4443

3rd Vice President - Membership

Laurie Stewart CDA ... 714-423-3151

Secretary

Onya Tolmasoff 949-291-5764

Treasurer

Rose Melgoza 714-886-7694

Charity-Puzzles

Laurie Stewart CDA ... 714-423-3151

Charity-Sheepfold

OPEN

Corresponding Secretary

Penne Kitley 562-694-3211

Decorative Painting Month

Penne Kitley 562-694-3211

Drawing/Donation Coordinator

Rose Melgoza 714-886-7694

Historian

Miko Frey CDA..... 917-453-8723

Holiday Party

Susan Bradbury 949-275-0640

Christine Schlager 714-943-8700

Holiday Party Assistants

Lucinda Aranda 626-991-4443

Pat Salios 714-925-6712

Hospitality

Debbie Hickey 714-402-4544

Mystery Paint-In

Bernice Alvara 714-390-9430

Newsletter Editor

Rama Shotwell 949-235-5215

Nominating Committee

OPEN

OC Fair Coordinator

Debbie Hickey..... 714-402-4544

Susan Bradbury 949-275-0640

OC Fair Asst.

Carol Lembke 714-614-4690

Publicity

Linda Martin 949-370-6753

Seminars

Avis Randall 714-637-0779

Webmistress/Email Liaison

Pat Wendorf 714-862-7327





Orange County Tole & Decorative Painters

octdp.com

Membership Application

☐ New member

☐ Renewal

☐ Lifetime

Name _____ Date _____

Address _____ City _____ State _____ Zip _____

PREFERRED Phone (CIRCLE) Home or Cell

Birthday Month/Day _____ E-mail _____

Membership dues are \$20 annually. (A late fee of \$5, for renewal, will be charged after Dec. 31)

To have a copy of the Newsletter (in Black and White) MAILED, add \$20.

NEW Members who join after July 1st, pay a prorated ½ price of \$10

I agree to participate as a-

☐ General Member -I plan to be an active member and regularly attend meetings and Paint-ins.
I wish to receive the Newsletter electronically.

☐ Member -OUT OF THE AREA and will receive the Newsletter and Members Directory electronically.

May we print your name, address & phone number in our Members' Directory? ☐ Yes ☐ No

Do you own a tole related business? ☐ Yes ☐ No Name of business _____

Are you a Decorative Painting teacher? ☐ Yes ☐ No

Do you have "skills or interest" in any of the following volunteer positions? Yes _____ No _____

☐ President
☐ 1st VP Programs
☐ 2nd VP Fundraising Monthly/Annual
☐ 3rd VP Membership
☐ Treasurer
☐ Secretary

☐ Charity
☐ Committee member
☐ Corresponding Secretary
☐ Decorative Painting Month
☐ Historian
☐ Holiday Party
☐ Hospitality
☐ Mystery Paint-in Coordinator
☐ Newsletter Editor

☐ Nominating
☐ Orange County Fair
☐ Publicity
☐ Seminar Coordinator
☐ Webmistress/ E-mail Liaison
☐ Other

Make checks payable to **OCTDP** and mail with this completed Membership form to:

Laurie Stewart CDA, 18231 Winn Circle, Villa Park, CA 92861

FORM OF PAYMENT (please circle) CASH...CHECK...ZELLE (send fee to octdp.treasurer@gmail.com)

rev 9/17/24

Tole Tattler

Sandra Sadler

12142 Acacia Ave.

Garden Grove, CA 92840



First Class Mail

Post Office.....Please Deliver To:

Artiste Extraordinaire !

Chapter at-a-Glance

June 13th – Road Trip

July 11th – Rose Melgoza

August 8th – Christine Taylor-Leonard

Paint-ins or General Meetings begin at 9:30 am



QR Code, Scan with your phone to be taken to OCTDP.com website