



The Tole Tattler

<http://octdp.com>

Volume 43 Issue 09

September 2025



President's Message

Hello, OCTDP Family! 🍁 ✨

Oklahoma City Painting Palooza Updates

What an unforgettable adventure Rose and I had at the Oklahoma Painting Palooza! Five exhilarating days were filled with creativity, color, and endless inspiration as we dove into a whirlwind of beautiful projects. The energy was electric—fast-paced, yes, but it was pure, unfiltered fun from start to finish! Everywhere we turned, people were eager to help, share tips, and swap stories between classes, making each conversation a delight.

We connected with incredible artists and passionate participants from across the country, all united by their excitement and warm welcomes. The Tru by Hilton hotel made us feel right at home, especially with their delicious breakfast each morning to kickstart our artistic adventures. On Tuesdays, we wandered over to the charming Bunny's diner for lunch—imagine a robot delivering your meal right to your table! It was both futuristic and tasty.

Wednesday turned into a shopper's paradise as we explored vendor booths brimming with irresistible art supplies and unique finds—so many treasures, so little time! Truly, the Oklahoma Painting Palooza was a feast for the senses and a joy for the soul.

If you've ever dreamed of joining in, start setting aside a little "art fund"—next year's convention promises even more magic, and I can't recommend the experience highly enough. This was my first time attending, and I loved every moment. Come with us next year—you'll laugh, learn, and create memories to cherish. Don't miss out! We'll be showcasing all our fantastic projects at September's class—can't wait to see you there!

August Jack-O-Lanterns Box Class Recap

This Jack O'Lanterns class was truly a joy from start to finish! Led by the ever-inspiring Christine Taylor-Leonard, we experienced an afternoon brimming with laughter, creativity, and camaraderie. Painting those whimsical pumpkins—whether on a box, plaque, or any favorite surface—brought out everyone's inner artist and filled the room with warmth. The playful designs sparked endless smiles, creating an atmosphere that was both uplifting and magical. It was more than just a class; it was an experience to remember, where fun and friendship flourished with every brushstroke.

In this issue.....

- President's Message..... 1
- Class Registration Form..... 2
- Upcoming Paint-Ins 3
- 2025 Calendar 4
- Birthdays 4
- Fundraising 5
- Puzzles..... 6
- Decorative Painting Month 6
- Membership 6
- Mystery Paint-In..... 7
- The Artists Corner..... 8
- Sheepfold 9
- Officers & Committees..... 9
- August Class in Pictures..... 10
- APC EXPO..... 10
- Membership Application..... 11

Our meetings are held at:
Anaheim United Methodist Church
1000 S. State College Blvd
Anaheim, CA 92806

Doors open at 9 am
Paint-In/meeting starts
at 9:30 am

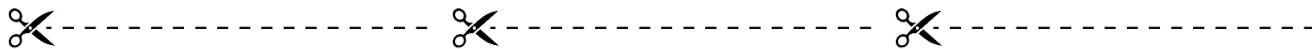
President's Message ...continued from page 1...

September Mystery Paint-In

Get ready for the September Mystery Paint-In. This event is not to be missed! Imagine a day filled with vibrant creativity, lively conversation, and new friendships waiting to bloom. Not only will you paint alongside a wonderful community, but you'll also help shape the future by voting for next year's projects—your voice truly matters! With a lineup of incredible designs to choose from, now's the time to make your mark. Haven't signed up yet? There's still time—submit your form today and secure your spot.

To make the experience even better, lunch will be provided, so simply bring your painting supplies and your enthusiasm. This is your chance to be part of something special—don't let it slip by!

🎄 Sandy Sadler – Your Enthusiastic President ❤️🎨



OCTDP Class Registration Form

Name: _____
Address: _____
City: _____ State: _____ Zip: _____
Phone: _____ E-mail: _____

Place a ✓ next to the months you are registering for.
The **default for LIVE/ZOOM classes is ZOOM** unless participants opt for in-person attendance.

<input type="checkbox"/> JUN Road Trip Off-site \$35	<input type="checkbox"/> JUL Xmas Village LIVE/ZOOM \$25 (includes pattern fee) <input type="checkbox"/> In-person	<input type="checkbox"/> AUG Jack-o-Lanterns ZOOM only \$20	<input type="checkbox"/> OCT Angel Flock LIVE/ZOOM \$20 <input type="checkbox"/> In-person	<input type="checkbox"/> NOV All Aboard ZOOM only \$20
---	--	--	--	---

Fee for each class: Member: See above Non-Member: Add \$5 Total Paid: _____

Check #: _____ payable to OCTDP Cash Coupon Zelle: send fee to octdp.treasurer@gmail.com

Send this completed form with payment to: Christine Schlager (caschlag42@aol.com)
9391 Breakwater Cir.
Huntington Beach, CA 92646

The prep instructions and line drawing will be emailed to you. Contact Christine if you don't have computer access and need a hardcopy. A class credit is issued if the class is canceled. You will receive the class instructions if you are unable to attend.

Rev 4/24/25

Upcoming Paint-Ins

Friday, September 12, 2025



Mystery Paint-In (See Page 5 for details)

Teacher: Mys Tery
Brand: Revealed in class
Design Area: Unknown
Surface: Prepped surface provided in class
Source: Mystery Committee
Technique: Taught in class
Class fee: Members **\$35**, Guests **\$40** – Includes lunch

Sign-Ups

Anne E	Avis R	Carol E	Christine S	Esther C
Fran W	Francie H	Jennie P	Katy T	Laurie S
Linda M	Lucinda A	Margaret P	Onya T	Pat S
Pat W	Penne K	Rama S	Regina T	Rose M
Sandy S	Susan B	Tamara M		

Friday, October 10, 2025



Angel Flock

Teacher: Laurie Stewart CDA
Designer: Susan Jill Hall
Brand: DecoArt Americana
Design Area: Suitcase (canvas texture)- 20"W x 13"H
 Composition book – 7"W x 9 1/2"H
Surface: any from stash
Source: Thrift store and Staples
Technique: Dry brush leaving dark background showing
Class fee: Members \$20, Guests \$25

Sign-Ups

Bernice A	Chris S	Katy T	Linda M	Linnea R
Lucinda A	Lynda L	Miko F	Nancy H	Pat W
Regina T	Rose M	Sandy S		



This is a Zoom and in-person class

Zoom and in-person classrooms open at 9:00 a.m. PST
Class begins after the general meeting, which starts at 9:30 am (Pacific Time)

Friday, November 14, 2025



All Aboard

Teacher: Lois Joachimstaler
Designer: Prudy Vannier
Brand: DecoArt Americana
Design Area: 10" x 9 1/2"
Surface: Wood
Source: Stash
Class fee: Members \$20, Guests \$25

Sign-Ups

Bernice A	Carolyn B	Jean T	Laurie S	Linda L
Linnea R	Regina T	Sandy S		

This is a ZOOM class only


Zoom classroom opens at 9:00 am (Pacific Time)
Class begins at 9:30 am

OCTDP 2025 Calendar

JULY 11	AUGUST 8	SEPTEMBER 12
Paint-In/Meeting Live/Zoom	Paint-In Zoom only	Paint-In Live only
		
Christmas Village Board Rose Melgoza	Jack-o-Lanterns Box Christine Taylor-Leonard	MYSTERY PAINT-IN 2026 Project Selection & Voting
OCTOBER 10	NOVEMBER 14	DECEMBER 12
Paint-In/Meeting Live/Zoom	Paint-In Zoom only	Party Live only
		
Angel Flock Laurie Stewart CDA	All Aboard Lois Joachimstaler	HOLIDAY PARTY

Updated: 10/8/24





June O'Connell	8/10
Beverly Mester	9/7
Barbara Chracciolo	9/19
Sandra Sadler	9/23
Rose-Mary Peloquin	9/24
Fran Wilson	9/26
Anne Engle	9/27





FUNDRAISING



I've got something new besides the bundles of raffle goodies. We received a donation of wooden puzzles from a member of the scroll saw association. They are intricate and complex, making them suitable for adults. I am selling them for only \$15 each. Some include a line drawing just waiting for you to paint. Limited quantities. Get them while you can.

We received a lovely donation of Jo Sonja products and art pieces. Our annual raffle will feature a pair of pie pans **painted by Jo Sonja**; Country William and Sweet Mary, 1995. Get your tickets at the September Paint In. Drawing held at Holiday Party.



Rose Melgoza, Fundraising Chairperson



PUZZLES



Puzzle Painters!

Please return your finished puzzles to our Mystery Paint-In this month. I'm bringing more puzzles to check out. We can't wait to see your wonderful creations, and the children will love them.

Laurie Stewart CDA, Charity-Puzzles Chairperson

October is Decorative Painting Month

We're excited to see the beautiful projects you'll be submitting for Decorative Painting Month to post on Facebook! You can start sending them in now, if you'd like. Please email your project photos to Linda Martin - linda.a.martin926@gmail.com

Be sure to include: ♥ The original designer's name ♥ A brief description of the project

Once we receive your project photos, they will be posted on Facebook. People truly enjoy seeing hand-painted creations—thank you for sharing yours!

Penne Kitley, Decorative Painting Month Chairperson

Linda Martin, Publicity Chairperson



I'd like to Welcome to our newest member, Margaret Parent! We're looking forward to meeting you at our Paint-ins and meetings. This brings our number of members up to an even 60!

See you at the next Paint-in.

Laurie Stewart CDA, VP, Membership



Mystery Paint-In Update

Hello Everyone,

Just a reminder that our *Mystery Paint* event is quickly approaching - mark your calendars for **September 12 at 9:00 AM (Pacific Time)**

We have a great project lined up, a wonderful teacher, and a few special surprises in store.

Interesting Tidbit: *Did you know that this year's Mystery project was voted #2 as most liked at last year's Program selection in September.* Of course, I can't give away too much... it is a mystery! 😊

Lunch will be provided by **Sandwich Hut**, with your choice of **ham, turkey, or vegetarian sandwich**. Our **Hospitality team** will also be on hand with **coffee, tea, and water**, and **donuts** will be provided. If anyone would like to contribute an additional treat or item, please let us know—we'd love it!

We currently have **23 members who signed up** with 7 seats remaining. We'd love to see even more of you there. If you haven't signed up yet, enrollment is still open so hurry up and register.

Looking forward to seeing you all soon!

Bernice Alvara, Mystery Paint-In Chairperson



MYSTERY PAINT-IN Registration Form

Name: _____

Address: _____

City: _____ State: _____ Zip: _____

Phone: _____ E-mail: _____

Class Date: September 12, 2025

Teacher: Miss Tree

LIVE IN PERSON ONLY

Class Fee: Member: \$35 Non-Member \$40

Check #: _____ payable to OCTDP Cash Coupon

Zelle: send fee to octdp.treasurer@gmail.com

E-Mail or mail this completed for to:

Bernice Alvara
1865 W. Surf Dr.
Anaheim, CA 92801

bernicealvara@sbcglobal.net

714-390-9430



Tips, techniques and tools to grow as an artist

Combining Colored Pencils with Markers

Combining colored pencils and markers can create dynamic artwork by leveraging the strengths of both mediums, with markers providing a vibrant base layer and pencils adding fine details and texture. This technique is effective for achieving realistic results while managing coloring time, especially when using alcohol markers and high-quality pencils on suitable paper like Bristol Vellum.

- Use markers first to create an underpainting, which establishes a bold base color and fills the paper's tooth, reducing the need for extensive pencil layering and saving time.
- Choose marker colors first, then select matching or complementary colored pencils for layering; test colors on scrap paper to ensure they interact well and layer effectively without unexpected results.
- Apply colored pencils over the dried marker layer to add shadows, highlights, and intricate details; using a white pencil or gel pen can enhance the final look with added luminosity.
- For a looser, more expressive style, relax your grip, color from the elbow and shoulder, and move your chair back or stand while working to create more spontaneous, energetic marks.
- Be mindful of paper type; ensure markers are bleed-proof if using water-based ones, and allow each layer to dry completely before applying the next medium to prevent smudging or bleeding.
- Consider using a color palette guide to help select consistent colors, and experiment with different brands and techniques, such as using a colorless blender or workable fixative to manage layers

Examples



This article was compiled from websites listed below

[Vanilla Arts – Control Freak Tips...](#)

[Color Art – Markers as a base for colored pencils](#)

[The Virtual Instructor - Colored Pencil Techniques: A Practical Guide](#)

[Sarah Renae Clark - How to Draw With Colored Pencils and Markers \(Together!\)](#)

[ColorIt - How to color with colored pencils](#)





Thank you for your generosity! With the items that members have signed up for and the cash that was collected, we will be able to fill all the bags with supplies and gift cards.

*****The bags and supplies are due at or before the October Paint-in.*****

REMINDER: Below is a list of the items that I have not yet received and who have promised to supply them.

- | | | | |
|-------------|---|-------------|---|
| • Avis R | 15 Nail Supplies | • Penne K | 15 Pkg of Razors |
| • Beverly M | 6 Shampoo with matching conditioner | • Bernice A | 15 Bath Sponges |
| • Laurie S | 15 Body lotions <i>and</i>
15 Shower caps | • Debbie H | 12 Dental floss <i>and</i>
15 notepads |
| • Sandy S | 15 Chapsticks or lip gloss <i>and</i>
15 Hairbrushes | • Lucinda A | 15 Pens |

**Don't forget to finish painting your bags!!

Susan Bradbury, Charity-Sheepfold Chairperson



OCTDP Officers & Committees 2025

President

Sandy Sadler 714-814-9575

1st Vice President - Programs

Pat Wendorf 714-862-7327

Program Assistant

Christine Schlager 714-943-8700

2nd Vice President – Fundraising

Rose Melgoza 714-886-7694

Fundraising Assistant

Lucinda Aranda..... 626-991-4443

3rd Vice President - Membership

Laurie Stewart CDA ... 714-423-3151

Secretary

Onya Tolmasoff 949-291-5764

Treasurer

Rose Melgoza 714-886-7694

Charity-Puzzles

Laurie Stewart CDA ... 714-423-3151

Charity-Sheepfold

OPEN

Corresponding Secretary

Penne Kitley 562-694-3211

Decorative Painting Month

Penne Kitley 562-694-3211

Drawing/Donation Coordinator

Rose Melgoza 714-886-7694

Historian

Miko Frey CDA..... 917-453-8723

Holiday Party

Susan Bradbury 949-275-0640

Christine Schlager 714-943-8700

Holiday Party Assistants

Lucinda Aranda 626-991-4443

Pat Salios 714-925-6712

Hospitality

Debbie Hickey 714-402-4544

Mystery Paint-In

Bernice Alvara 714-390-9430

Newsletter Editor

Rama Shotwell 949-235-5215

Nominating Committee

OPEN

OC Fair Coordinator

Susan Bradbury 949-275-0640

OC Fair Asst.

Carol Lembke 714-614-4690

Publicity

Linda Martin 949-370-6753

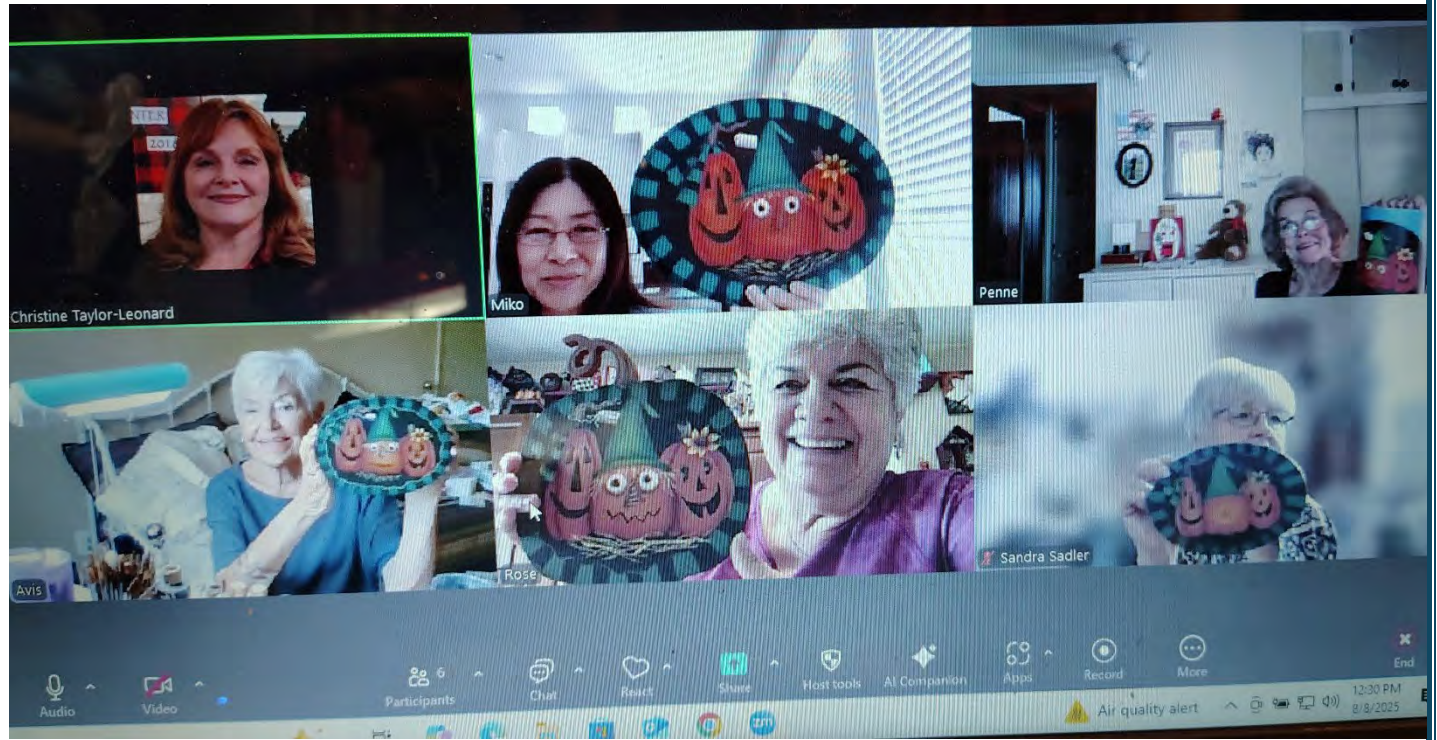
Seminars

Avis Randall 714-637-0779

Webmistress/Email Liaison

Pat Wendorf 714-862-7327

August Zoom Class with Christine Taylor Leonard



SAVE THE *Date*

ANNUAL PAINTING & CREATIVE EXPO

SWEET HOME CHRISTMAS EST. 1836

JUNE 23-27, 2026

Grisville, Alabama

WWW.APCEXPO.NET

What is APC EXPO?

The Annual Painting & Creative Expo "APC" is a premier event for artists, decorative painting, fine art, and mixed media artists. This expo fosters community and collaboration among artists while offering classes aimed at skill-building and advancing techniques in art.



<https://apcexpo.net/>





Orange County Tole & Decorative Painters
octdp.com

Membership Application

Form fields for membership type: New member, Renewal, Lifetime

Name _____ Date _____

Address _____ City _____ State _____ Zip _____

PREFERRED Phone (CIRCLE) Home or Cell

Birthday Month/Day _____ E-mail _____

Membership dues are \$20 annually. (A late fee of \$5, for renewal, will be charged after Dec. 31)

To have a copy of the Newsletter (in Black and White) MAILED, add \$20.

NEW Members who join after July 1st, pay a prorated 1/2 price of \$10

I agree to participate as a-

- General Member -I plan to be an active member and regularly attend meetings and Paint-ins. I wish to receive the Newsletter electronically.
Member -OUT OF THE AREA and will receive the Newsletter and Members Directory electronically.

May we print your name, address & phone number in our Members' Directory? Yes No

Do you own a tole related business? Yes No Name of business _____

Are you a Decorative Painting teacher? Yes No

Do you have "skills or interest" in any of the following volunteer positions? Yes No

- President, 1st VP Programs, 2nd VP Fundraising Monthly/Annual, 3rd VP Membership, Treasurer, Secretary, Charity, Committee member, Corresponding Secretary, Decorative Painting Month, Historian, Holiday Party, Hospitality, Mystery Paint-in Coordinator, Newsletter Editor, Nominating, Orange County Fair, Publicity, Seminar Coordinator, Webmistress/ E-mail Liaison, Other

Make checks payable to OCTDP and mail with this completed Membership form to: Laurie Stewart CDA, 18231 Winn Circle, Villa Park, CA 92861 FORM OF PAYMENT (please circle) CASH...CHECK...ZELLE (send fee to octdp.treasurer@gmail.com)

Tole Tattler

Sandra Sadler

12142 Acacia Ave.

Garden Grove, CA 92840



First Class Mail

Post Office.....Please Deliver To:

Artiste Extraordinaire !

Chapter at-a-Glance

September 12 – Mystery Paint-In

October 10 – Laurie Stewart, CDA

November 14th – Lois Joachimstaler

Paint-ins or General Meetings begin at 9:30 am



QR Code, Scan with your phone to be taken to OCTDP.com website