

Grade 2's Summer Reading BINGO



Spend at least 20 minutes READING each day this summer!

| | | | | |
|------------------------------------------------|----------------------------------------------------------------------|----------------------------------------------|----------------------------------------------------|--------------------------------------------|
| 1 READ WITH A FAMILY MEMBER | 2 CHOOSE A BIOGRAPHY TO READ | 3 READ A NON-FICTION BOOK | 4 YOUR CHOICE | 5 READ A NEWSPAPER ARTICLE |
| 6 SIT IN A TENT OR FORT TO READ | 7 READ WITH A FLASHLIGHT | 8 SWAP FAVORITE BOOKS WITH A FRIEND | 9 READ A BOOK OF POETRY | 10 LAY IN BED AND READ |
| 11 READ A BOOK ONLINE | 12 LAUGH OUT LOUD WHILE READING A JOKE OR RIDDLE BOOK | free space | 13 LISTEN TO SOMEONE READ TO YOU | 14 READ OUTSIDE |
| 15 TRY A BOOK BY AN AUTHOR NEW TO YOU | 16 READ TO A PET OR STUFFED ANIMAL | 17 SELECT ANY FICTION BOOK | 18 READ A BOOK YOU LOVE AGAIN | 19 VISIT A BEACH OR PARK AND READ |
| 20 READ AT THE LIBRARY | 21 TAKE TURNS READING A PAGE AT A TIME WITH A FRIEND | 22 READ A MAGAZINE | 23 FIND A BOOK ABOUT AN ANIMAL TO READ | 24 READ FOR 1 HOUR |

BINGO (5 in a row) = 1 Reading Raffle Ticket

FULL CARD = 10 Reading Raffle Tickets

Summer Reading BINGO



Name: _____

1. I read _____ with my _____ .

Date: _____

2. The biography I read was about _____ .

Date: _____

3. I read a non-fiction book about _____ .

Date: _____

4. I chose to read _____ .

Date: _____

5. The newspaper article that I read was about _____ .

Date: _____

6. I read _____ in my fort or tent.

Date: _____

7. With my flashlight, I read _____ .

Date: _____

8. When I swapped books with _____ , I read _____ .

Date: _____

9. Today I read a poetry book called _____ .

Date: _____

10. I read _____ while laying in my bed.

Date: _____

23. The book _____

is about _____

Date: _____

24. I read _____

for an hour. _____

Date: _____

Directions:

When you are ready to read, choose a square and make sure that you have the materials needed. Not sure what to read? Check out the Books for Grade 1 at Warwick Public Library list for ideas.


Set a timer, or ask someone to time you for 20 minutes (or more!).

When you are done, mark the box with an X and fill in the sentence about that box.

Each time that you read, it will only count for one square. For example, if you choose to read a non-fiction book outside, you can only mark one square.

Turn in your BINGO card on the first day of school to be entered in the Reading Raffle.

- Grade Two Supply List



Paper Supplies

- 4 marble notebooks red, yellow, black and purple
- 3 folders

Desk Supplies

- 4 Pencils
- Pencil Box
- 8 Glue Sticks
- 2-24 pk Crayons and 1 pk markers
- scissors
- Erasers
- 2 Highlighters
- 2 Boxes of Kleenex
- 2 antibacterial containers of wipes
- 1 pack of dry-erase markers
- 1 package of Post-its, small
- 16ct Crayola washable watercolor paint
- 6 Play-Doh with student's name on the outside

My Summer Learning Packet



Name _____


Double Digit Lemonade


Addition (no regrouping)




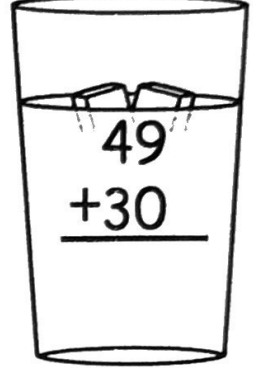
Directions: Find the sums.

© Annie Moffatt • The Moffatt Girls 2013


$$\begin{array}{r} 18 \\ +21 \\ \hline \end{array}$$



$$\begin{array}{r} 31 \\ +16 \\ \hline \end{array}$$

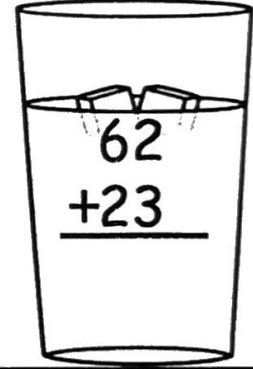

$$\begin{array}{r} 10 \\ +38 \\ \hline \end{array}$$



$$\begin{array}{r} 49 \\ +30 \\ \hline \end{array}$$



$$\begin{array}{r} 67 \\ +32 \\ \hline \end{array}$$

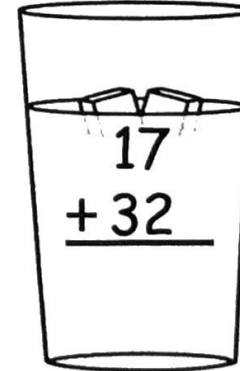

$$\begin{array}{r} 28 \\ +50 \\ \hline \end{array}$$

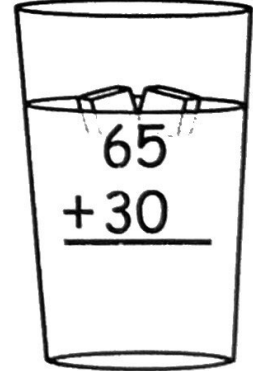

$$\begin{array}{r} 12 \\ +12 \\ \hline \end{array}$$



$$\begin{array}{r} 62 \\ +23 \\ \hline \end{array}$$

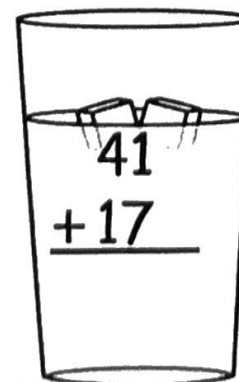

$$\begin{array}{r} 34 \\ +44 \\ \hline \end{array}$$

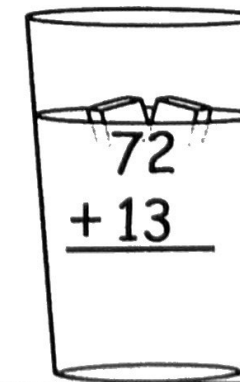

$$\begin{array}{r} 80 \\ +11 \\ \hline \end{array}$$



$$\begin{array}{r} 17 \\ +32 \\ \hline \end{array}$$


$$\begin{array}{r} 65 \\ +30 \\ \hline \end{array}$$


$$\begin{array}{r} 23 \\ +23 \\ \hline \end{array}$$


$$\begin{array}{r} 41 \\ +17 \\ \hline \end{array}$$


$$\begin{array}{r} 72 \\ +13 \\ \hline \end{array}$$

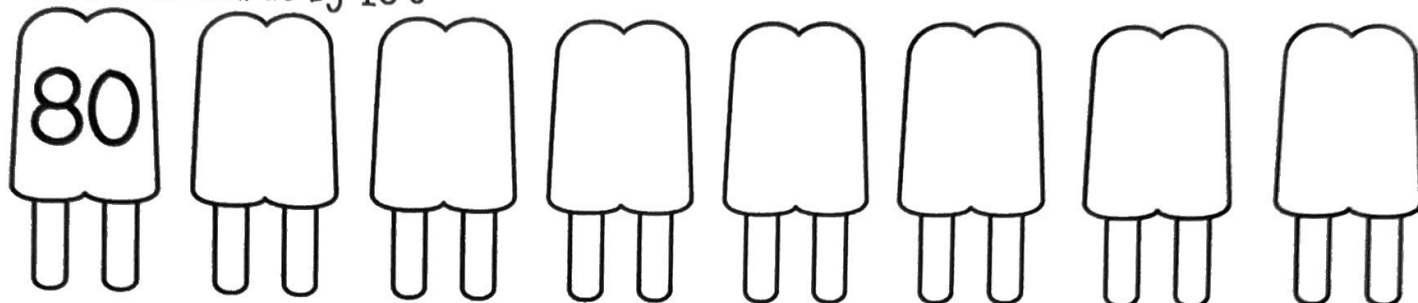

$$\begin{array}{r} 15 \\ +34 \\ \hline \end{array}$$

Name _____

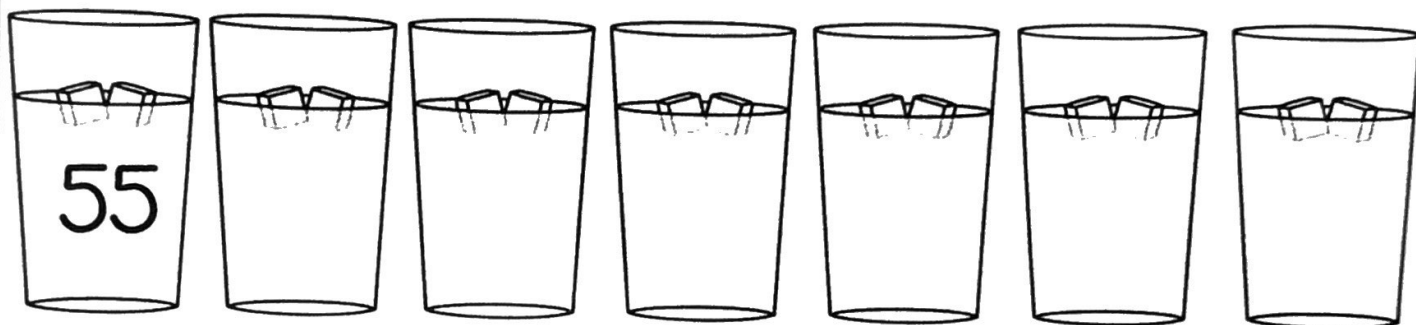
Counting Backwards

Directions: Count backwards for each group of items.

Count backwards by 10's



Count backwards by 5's



Count backwards by 2's



Name _____

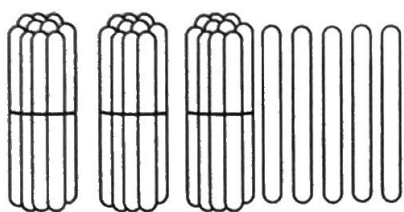
© Annie Moffatt • The Moffatt Girls 2013



More and Less



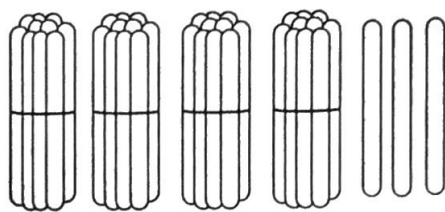
Directions: Count the popsicle sticks and solve the problems.



1 more is _____

10 more is _____

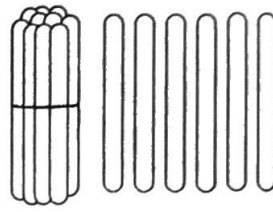
10 less is _____



1 more is _____

10 more is _____

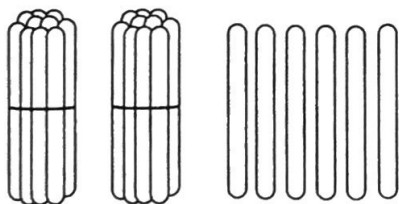
10 less is _____



1 more is _____

10 more is _____

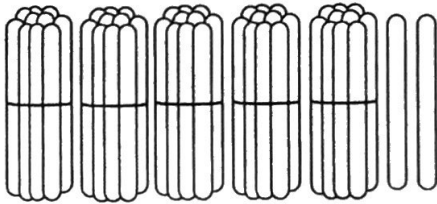
10 less is _____



1 more is _____

10 more is _____

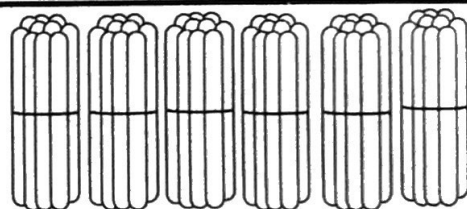
10 less is _____



1 more is _____

10 more is _____

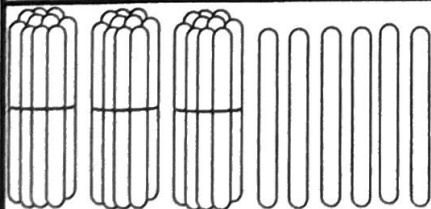
10 less is _____



1 more is _____

10 more is _____

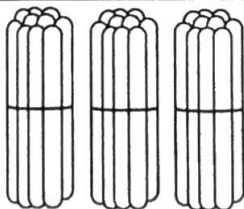
10 less is _____



1 more is _____

10 more is _____

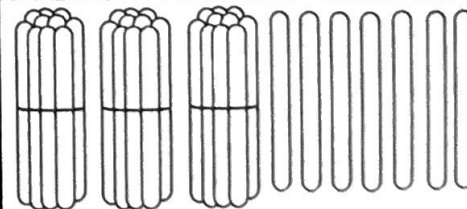
10 less is _____



1 more is _____

10 more is _____

10 less is _____




1 more is _____

10 more is _____

10 less is _____

Name: _____



Popsicle Math



Directions: Apply the rule at the top of each popsicle to the numbers on the left. Write the answers on the right. The first one has been done for you.

-5

| | |
|----|---|
| 12 | 7 |
| 7 | |
| 19 | |
| 10 | |
| 16 | |

-4

| | |
|----|--|
| 15 | |
| 10 | |
| 5 | |
| 9 | |
| 14 | |

+7

| | |
|----|--|
| 7 | |
| 12 | |
| 5 | |
| 10 | |
| 9 | |



+9

| | |
|----|--|
| 9 | |
| 5 | |
| 10 | |
| 3 | |
| 8 | |

-3

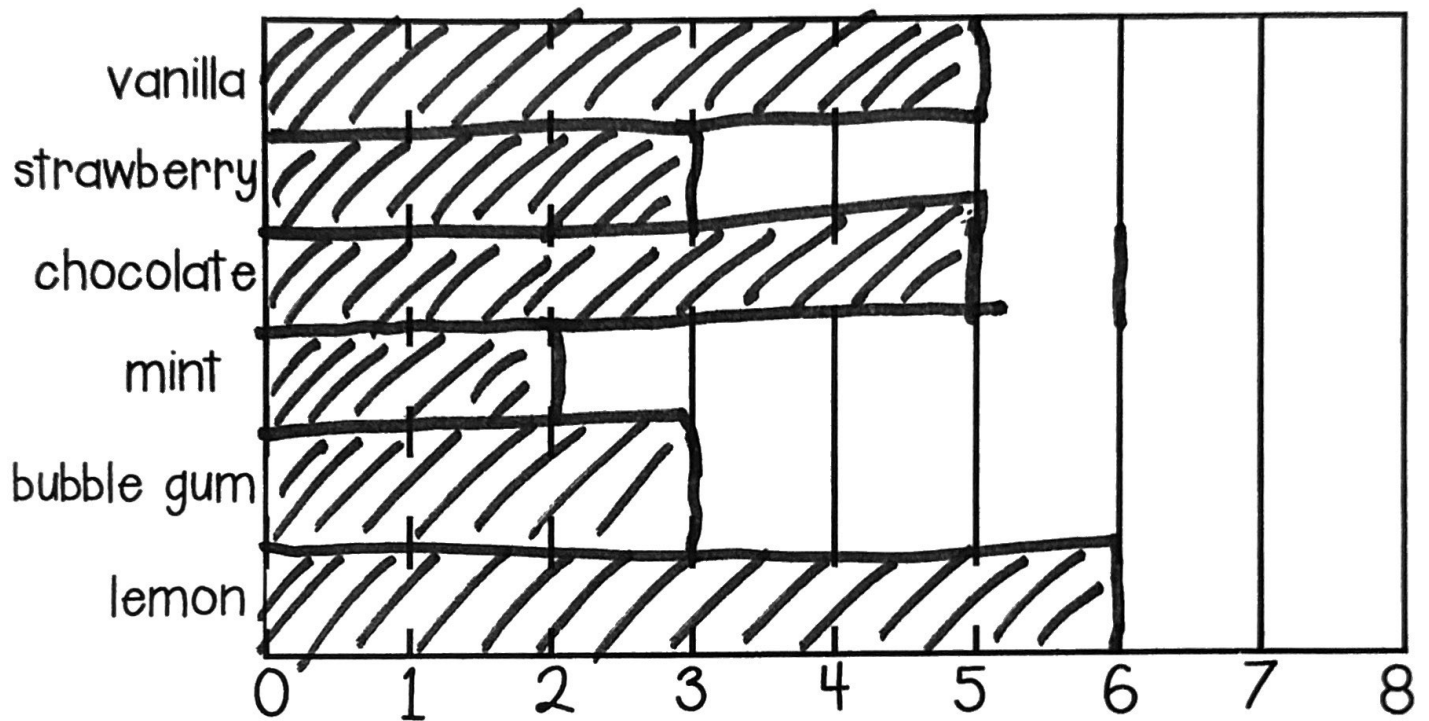
| | |
|----|--|
| 18 | |
| 9 | |
| 17 | |
| 20 | |
| 15 | |

Name _____

Bar Graphing Ice Cream

Directions: The students voted for their favorite ice cream flavor.

Use the bar graph to help you answer the questions below.



1. Which flavor did the students like best?

2. Which flavor was the least favorite?

3. How many children liked mint and lemon?

4. How many more children liked chocolate than strawberry?

5. How many children are in the class?

Name: _____

Buckets of Crabs



Directions: Look at the number on each bucket.
Use the chart to make a new number.



| | |
|----------|--|
| 1 more | |
| 1 less | |
| 10 more | |
| 10 less | |
| 100 more | |



| | |
|----------|--|
| 1 more | |
| 1 less | |
| 10 more | |
| 10 less | |
| 100 more | |



| | |
|----------|--|
| 1 more | |
| 1 less | |
| 10 more | |
| 10 less | |
| 100 more | |



| | |
|----------|--|
| 1 more | |
| 1 less | |
| 10 more | |
| 10 less | |
| 100 more | |



| | |
|----------|--|
| 1 more | |
| 1 less | |
| 10 more | |
| 10 less | |
| 100 more | |




| | |
|----------|--|
| 1 more | |
| 1 less | |
| 10 more | |
| 10 less | |
| 100 more | |


Name _____

Summer Fact Families


Directions: Use the 3 numbers to write 4 different facts.




| | | | | |
|-------|---|-------|---|-------|
| _____ | + | _____ | = | _____ |
| _____ | + | _____ | = | _____ |
| _____ | - | _____ | = | _____ |
| _____ | - | _____ | = | _____ |




| | | | | |
|-------|---|-------|---|-------|
| _____ | + | _____ | = | _____ |
| _____ | + | _____ | = | _____ |
| _____ | - | _____ | = | _____ |
| _____ | - | _____ | = | _____ |




| | | | | |
|-------|---|-------|---|-------|
| _____ | + | _____ | = | _____ |
| _____ | + | _____ | = | _____ |
| _____ | - | _____ | = | _____ |
| _____ | - | _____ | = | _____ |



| | | | | |
|-------|---|-------|---|-------|
| _____ | + | _____ | = | _____ |
| _____ | + | _____ | = | _____ |
| _____ | - | _____ | = | _____ |
| _____ | - | _____ | = | _____ |



| | | | | |
|-------|---|-------|---|-------|
| _____ | + | _____ | = | _____ |
| _____ | + | _____ | = | _____ |
| _____ | - | _____ | = | _____ |
| _____ | - | _____ | = | _____ |



| | | | | |
|-------|---|-------|---|-------|
| _____ | + | _____ | = | _____ |
| _____ | + | _____ | = | _____ |
| _____ | - | _____ | = | _____ |
| _____ | - | _____ | = | _____ |

Name: _____

Summer Solutions

Directions: Read the problem. Use the chart to list 5 possible solutions.

Ann had 14 popsicles. Some were orange and some were grape. How many could be orange, and how many could be grape? List 5 possible solutions.



| Orange | Grape | Total |
|--------|-------|-------|
| | | |
| | | |
| | | |
| | | |
| | | |

| White | Brown | Total |
|-------|-------|-------|
| | | |
| | | |
| | | |
| | | |
| | | |

Dave collected 20 seashells at the beach. Some seashells were white, and some seashells were brown. How many could be white, and how many could be brown? List 5 possible solutions.



Kate had 20 ice cream cones for her team. Some ice cream cones were chocolate, and some were vanilla. How many could be chocolate and how many could be vanilla? List 5 possible solutions.



| Chocolate | Vanilla | Total |
|-----------|---------|-------|
| | | |
| | | |
| | | |
| | | |
| | | |

Name _____

SUMMER Addition

Directions: Add the 3 addends and write the sum.



$$\begin{array}{r} 3 \\ 7 \\ + 5 \\ \hline \end{array}$$

$$\begin{array}{r} 4 \\ 9 \\ + 1 \\ \hline \end{array}$$

$$\begin{array}{r} 9 \\ 1 \\ + 5 \\ \hline \end{array}$$

$$\begin{array}{r} 4 \\ 2 \\ + 5 \\ \hline \end{array}$$

$$\begin{array}{r} 6 \\ 6 \\ + 3 \\ \hline \end{array}$$

$$\begin{array}{r} 8 \\ 2 \\ + 7 \\ \hline \end{array}$$

$$\begin{array}{r} 5 \\ 5 \\ + 5 \\ \hline \end{array}$$

$$\begin{array}{r} 6 \\ 4 \\ + 9 \\ \hline \end{array}$$

$$\begin{array}{r} 5 \\ 3 \\ + 7 \\ \hline \end{array}$$

$$\begin{array}{r} 3 \\ 7 \\ + 3 \\ \hline \end{array}$$

$$\begin{array}{r} 4 \\ 4 \\ + 8 \\ \hline \end{array}$$

$$\begin{array}{r} 7 \\ 7 \\ + 1 \\ \hline \end{array}$$

$$\begin{array}{r} 9 \\ 1 \\ + 4 \\ \hline \end{array}$$

$$\begin{array}{r} 3 \\ 8 \\ + 2 \\ \hline \end{array}$$

$$\begin{array}{r} 4 \\ 8 \\ + 2 \\ \hline \end{array}$$

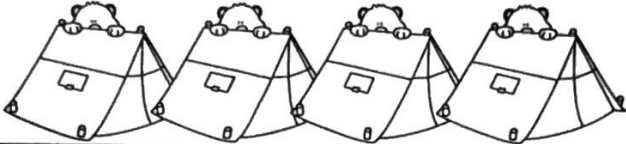


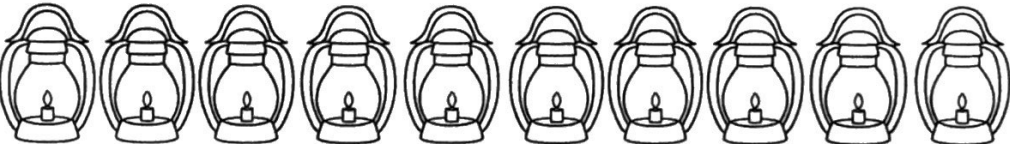
$$\begin{array}{r} 6 \\ 5 \\ + 4 \\ \hline \end{array}$$

Name _____

Summer Graphing

Directions: Look at the graph below and answer the questions.



| Camping Equipment for Troop 12 | |
|--------------------------------|--------------------------------------------------------------------------------------|
| tents |  |
| flashlights |  |
| sleeping bags |  |
| lanterns |  |

1. What kind of equipment did they have the most of? _____

2. How many tents were there? _____

3. Which items did they have the least of? _____

4. How many flashlights did they bring? _____

5. How many pieces of equipment did they have altogether? _____

6. How many flashlights and lanterns were there altogether?

_____ + _____ = _____

7. What other piece of camping equipment would you bring?
