














LET'S BE HONEST, SOME OF THESE HAVE BEEN MY FAVORITES FOR YEARS!

PRODUCT	WHY	SHOP
Studio 180 Design Star 60 	<p>MY NEW FAV! I'm loving this tool! Join me for my Best of the 60's series and learn all the different things you can do with it!</p> <p>Best of the 60's information</p>	Star 60 Tool
Bladesaver Thread Cutter 	<p>PERFECT for chain piecing so why not use that used 45mm rotary blades. Give your old blades a new life in the BladeSaver Thread Cutter! Make cutting your chain pieced units fast and easy. LOVE it! They come in several different colors.</p>	Bladesaver Thread Cutter
Magnetic Pin Cups 	<p>MY NEW FAV pin holder! The design makes it easy to get pins, put pins back in (just drop in), store and travel. Each Magnetic Pin Cup comes with a removable case for safe storage while traveling to class (or to keep curious pets out!). Love this! They come in great colors!</p>	Magnetic Pin Cup
Sew on the Go Ruler Handle 	<p>HIGHLY RECOMMEND! This is the perfect tool for your Studio 180 Rulers that have Invis-grip on the back or the Quilter's Select Ruler. Makes maneuvering and matching lines easy. Ideally for any Ruler, but perfect for Star 60, Wedge Star and Rapid Fire Lemoyne Star</p>	Ruler Handled
Stiletto and Pressing Tool 	<p>GOTTA HAVE IT! Having a Stiletto will help you keep pieces on track through your stitching needle. My favorite, by Annie.</p>	Stiletto and Pressing Tool
Your Nest 	<p>STAY ORGANIZED! Store favorite tools like rulers (any size!), patterns, envelopes in the stand-up peg area. Place your rotary cutter, glasses, cell phone, and larger objects in the scoop. Even lets you put your pointy stuff like scissors, pens, pencils, flash drive in the spaces up front.</p>	Your Nest
Fine Quilting Pins 	<p>HIGHLY RECOMMEND! Pinning is can make or break your piecing. It is best to have sharp thin pins. If you cannot remember the last time you purchased pins, you probably needed them. These are some of my favorites pins to use. All are heat resistant.</p>	Quilting Pins
Seam Stick 	<p>I DON'T KNOW HOW PEOPLE PRESS WITHOUT IT! Perfect when you need to press seams open and they need to be flat. A wooden Seam Stick works best as it will wick steam and provide a hard flat press.</p>	16", 24", 32" Wooden Seam Sticks
Inivis-grip 	<p>A MUST! Perfect for your Tucker Tools. Invisi-Grip is a clear, non-slip material that is applied to the underside of the tools. When pressure is applied while rotary cutting, Invisi-Grip prevents your ruler from slipping and sliding. Simply cut to size, peel and apply to ruler.</p>	Invis-grip

LET'S BE HONEST, SOME OF THESE HAVE BEEN MY FAVORITES FOR YEARS!

PRODUCT	WHY	SHOP
Quilter's Magic Wand 	A MUST! There will be times when a technique will require the Quilter's Magic Wand to ensure your best piecing.	Quilter's Magic Wand - Assorted Colors
Fabric Marking Pencil 	DO NOT QUILT WITHOUT! There will be times when a technique will require the good Fabric Marking Pencil to ensure your best piecing. I only use Sewline as it is ceramitized chalk that is pounded out of your fabric as you sew, therefore nothing is left behind in your quilt.	Sewline Pencils and Refills
Flower Head Quilting Pins 	HIGHLY RECOMMEND! I use flowerhead pins to help me stay organized. Whether I'm marking and pinning strip sizes or my Block rows. Flower Head pins will help you stay on track. These are my favorite Flower Head pins to use. I can write on them using a thin Sharpie.	Bohn Flower Head Pins
Wonder Clips 	STAY ORGANIZED! Wonder Clips can help you stay organized. Stop losing time rechecking what is what! Utilized my tips for keeping organized. I know they are an investment, but worth it. Better to be using the right tools than having to remake and use more fabric.	Wonder Clips
Mister 	HIGHLY RECOMMEND! You will want to either use a nice even mist of Best Press or Water whenever you quilt! This Misters provides a perfectly even mist no matter how many times you pump it.	Mister
Best Press 	PERFECT FOR YOUR MISTERS! Best Press spray starch, there's no flaking, clogging, or white residue on dark fabrics. I treat all my fabric with it prior to cutting and then every 2-3 pressing cycles. You just need a fine mist, so I use it in the Misters.	Best Press 32oz Refills
See Your Stuff Bag -LARGE 	STAY ORGANIZED! I keep my fabric, especially for Mysteries, organized and clean in this fabulous 16" x 16" bag with a Handle! I LOVE these bags. I have several colors in stock but they go fast.	See Your Stuff Bags - LARGE
See Your Stuff Bag -MEDIUM 	PERFECT size for medium size projects. I can put a throw-twin size project, cut and on paper plates into these bags. At 12" x 13" they are perfect! I have several colors in stock but they go fast.	See Your Stuff Bags - MEDIUM