


ASPIRING STARS SAMPLER QUILT

SOTG045

BY MICHELLE RENEE HIATT & LYNN WHEATLEY



12 MONTH – BLOCK OF THE MONTH/TECHNIQUE BUILDING SERIES



MICHELLE RENEE HIATT'S & LYNN WHEATLEY'S COMPANION TECHNIQUE BUILDING SERIES FOR
STUDIO 180 DESIGN'S TUCKER TRIMMER I™, WING CLIPPER I™,
SQUARE SQUARED™, V BLOCK™, AND RAPID FIRE LEMOYNE STAR™
RECOMMENDED - TUCKER TRIMMER III™

LEARN NEW TECHNIQUES WITH EACH BLOCK.
INCLUDES STEP-BY-STEP INSTRUCTIONS FOR 12 BLOCKS AND 2 DIFFERENT SETTINGS

ASPIRING STARS SAMPLER QUILT

BY MICHELLE RENEE HIATT & LYNN WHEATLEY


ASPIRING STARS SAMPLER OVERVIEW

Michelle Renee Hiatt and Lynn Wheatley join forces to create a beautiful sampler quilt featuring 12 different Aspiring Stars. This Block of the Month is designed to introduce new techniques each month that build on prior month's lessons. Over the course of 12 months, participants will build their skills and knowledge of bucket-list techniques while mastering the Studio 180 Design's Tools.

Each Block has an individually 4-page (or 6-page) colored Booklet offering:

- Step-by-step instructions and graphics for both right handed and left handed quilters, with complete tool instructions - no redirect to tool instructions.
- Professional graphics and professionally printed on heavy stock – binder worthy!
- New Techniques with each of Block that build on previous month's lesson.
- Multiple techniques for each of the required Studio 180 Design's Tools.
- An inspiring monthly quote to go with each Aspiring Star.

SETTING ONE – DESIGNED BY MICHELLE RENEE HIATT – 94 ½" X 94 ½"



ABOUT MICHELLE



Michelle Renee Hiatt is passionate about quilting. She started her love affair with quilting 20+ years ago and is the designer for her own pattern line **Sew On The Go** as well as a contributor to Studio 180 Design's Modern 180 pattern line.

Michelle Renee is a certified Professional Process Expert (LSSMBB); she uses her process improvement techniques and applies them to her quilting and teaching others how to simplify their piecing while improving the quality of their quilt making.

Michelle Renee teaches throughout the United States at National Quilt Shows and Retreats! Additionally, Michelle Renee is a Certified Instructor for Studio 180 Design.

She is known for her humor, enthusiasm, and encouragement! Michelle can be reached through her website at www.sewonthego.net or at michelle.hiatt@sewonthego.net.

ASPIRING STARS SAMPLER QUILT

BY MICHELLE RENEE HIATT & LYNN WHEATLEY

ASPIRING STARS SAMPLER OVERVIEW

Aspiring Stars Sampler Block of the month also includes a 16-page colored **Finishing Booklet**, offering **two quilt setting options**. You can choose your favorite or make both! Both settings require a second version of Block 3 to be made, which is included in yardage.

Aspiring Star Sampler utilizes the **Studio 180 Design's Tucker Trimmer I, Wing Clipper I, Square Squared, V Block, and Rapid Fire Lemoyne Star**. Quilter's Magic Wand and Tucker Trimmer III is recommended.

Take the Aspiring Star journey and explore these fabulous blocks, inspiring lessons and exciting new ways to use the tools.

SETTING TWO – DESIGNED BY LYNN WHEATLEY – 93 ½" X 93 ½"



ABOUT LYNN



Lynn Wheatley's passion is quilting! Quilting for over 30 years, she especially enjoys the satisfaction of teaching and sharing her experiences with quilt design, piecing techniques, and utilization of tools for quilt construction.

As a retired Engineer with 30+ years' experience in process and design, Lynn applies the same techniques to quilt making. For projects large and small, Lynn loves working through every step of the process to help students learn new skills and techniques, from beginner to accomplished quilter. Lynn brings her personal touch of patience, organization, and encouraging style to the classroom.

Lynn is a Certified Instructor for Studio 180 Design, traditional piecing and Laura Heine, collage art quilting and has a pending certification with Sew Kind of Wonderful in curved piecing. Lynn's workshop offerings include many options in any of these three quilting disciplines.

Lynn can be reached through her website at www.lynnwheatley.com or at lynnwheatleyquilter@gmail.com.

ASPIRING STARS SAMPLER QUILT


BY MICHELLE RENEE HIATT & LYNN WHEATLEY

MICHELLE RENEE HIATT'S & LYNN WHEATLEY'S COMPANION TECHNIQUE BUILDING SERIES FOR
STUDIO 180 DESIGN'S TUCKER TRIMMER I™, WING CLIPPER I™,
SQUARE SQUARED™, V BLOCK™, AND RAPID FIRE LEMOYNE STAR™
RECOMMENDED - TUCKER TRIMMER III™

FABRIC REQUIREMENTS –


Based on 40" of usable fabric with a few cutting errors considered.

FABRIC	PLACEMENT	SETTING ONE (S1) 94" x 94"	SETTING TWO (S2) 93" x 93"
ASSORTED BRIGHT FABRICS	QUILT CENTER AND PIECED BORDERS	(23) Assorted $\frac{3}{8}$ Yards	(23) Assorted $\frac{3}{8}$ Yards
LIGHT ACCENT	QUILT CENTER	$\frac{3}{4}$ Yard	$\frac{3}{4}$ Yard
BACKGROUND	QUILT CENTER AND PIECED BORDERS	7 $\frac{1}{4}$ Yards	6 $\frac{1}{4}$ Yards
BORDER PRINT	BINDING & PIECED BORDER (S1) BINDING & BORDER (S2)	2 Yards	2 $\frac{3}{4}$ Yards
BACKING	BACKING	9 Yards	9 Yards



SETTING TWO
(S2)

SETTING ONE
(S1)



WWW.SEWONTHEGO.NET

