





TIMELESS WITH A TWIST – SERIES 1

SOTG030

BY MICHELLE RENEE HIATT



12 MONTH – BLOCK OF THE MONTH/TECHNIQUE BUILDING SERIES



MICHELLE RENEE HIATT'S COMPANION TECHNIQUE BUILDING SERIES FOR
STUDIO 180 DESIGN'S TUCKER TRIMMER I, WING CLIPPER I, SQUARE SQUARED (SQUARED²).
OPTIONAL – FOUR PATCH SQUARE UP AND V BLOCK (SETTING 1)

LEARN NEW TECHNIQUES WITH EACH BLOCK.
TRIADIC AND SPLIT COMPLEMENTARY COLOR PLAN SUGGESTIONS
INCLUDES STEP-BY-STEP INSTRUCTIONS FOR 12 BLOCKS AND 3 DIFFERENT SETTINGS
(BONUS BLOCK WITH SETTING 1)

TIMELESS WITH A TWIST – SERIES 1

BY MICHELLE RENEE HIATT

TIMELESS WITH A TWIST – SERIES 1 OVERVIEW

The blocks are inspired from newspaper clippings found in her Oma's "under the bed box", basically old newspaper and catalog clippings for the early 1900s through 1980. Michelle has taken the blocks and modernized the construction method to today's times and streamlines the piecing process using her favorite **Studio 180 Design tools**.

Michelle provides a fresh perspective on each of these gorgeous blocks. **Each Block has its own 4-page colored Booklet** offering:


- **Step-by-step instructions and graphics** for both **right-handed and left-handed quilters**, with complete tool instructions - no redirect to tool instructions.
- New Techniques with each of Block, offering multiple techniques for each of the required Studio 180 Design Tools.
- Color advice offering Split Complementary and Triadic color-plan suggestions.
- Brief history, plus a few cherished memories of times spent with her Oma.

The Timeless with a Twist - Series 1 also **includes a 16-page colored Finishing Booklet**, offering **three quilt setting options**. You can choose your favorite or make all three!

Timeless with a Twist – Series 1 utilizes the **Studio 180 Design's Tucker Trimmer I, Wing Clipper I, Square Squared and Quilter's Magic Wand**. Plus, the option to use Studio 180 Design's Four Patch Square Up within the Blocks and setting one. The V Block is also featured in the first setting, in a Bonus block.

Take the Timeless with a Twist journey and explore these fabulous block, inspiring lessons and exciting new ways to use the tools.

SETTING ONE – GRANDMA'S BLESSING – 72" X 72"



Grandma's Blessing has great movement and is created with:

- 12 Timeless Blocks
- Bonus Block - *Grandmother's Star




**Requires Studio 180 Design V Block*

Michelle dedicates the Grandma's Blessing Quilt and this series to her Oma, who taught her how to sew and create!

TIMELESS WITH A TWIST – SERIES 1

BY MICHELLE RENEE HIATT

SETTING TWO – SQUARELY TIMELESS – 88" X 88"



Squarely Timeless is a wonderful modern setting, that is clean and simple, comes together with:

- 12 Timeless Blocks
- Simple Setting Block

ABOUT MICHELLE



Michelle Renee Hiatt is passionate about quilting. She started her love affair with quilting 20+ years ago and is the designer for her own pattern line **Sew On The Go** as well as a contributor to Studio 180 Design's Modern 180 pattern line.

Michelle Renee is a certified Professional Process Expert (LSSMBB); she uses her process improvement techniques and applies them to her quilting and teaching others how to simplify their piecing while improving the quality of their quilt making.


Michelle Renee teaches throughout the United States at National Quilt Shows and Retreats! Additionally, Michelle Renee is a Certified Instructor for Studio 180 Design.

She is known for her humor, enthusiasm and encouragement! Michelle can be reached through her website at www.sewonthego.net or at michelle.hiatt@sewonthego.net.

Victory Star is a spectacular tradition quilt setting featuring:

- 12 Timeless Blocks
- Flying Geese Sashing
- Square-in-Square Cornerstone

SETTING THREE – VICTORY STARS – 61" X 76"



TIMELESS WITH A TWIST – SERIES 1

BY MICHELLE RENEE HIATT

Michelle Renee Hiatt's companion Block of the Month/Technique Building Series for Studio 180 Design's Tucker Trimmer I™, Wing Clipper™ and Square Squared™
Optional – Four Patch Square Up and V Block (Setting 1)

FABRIC REQUIREMENTS – 12 BLOCKS

Based on 40" of usable fabric and 18" x 20" Fat Quarters, with a few cutting errors taken into account.

FABRIC	FABRIC FOR 12 BLOCKS
LIGHT	3 FAT QUARTERS
LIGHT-MEDIUM	3 FAT QUARTERS
MEDIUM	5 FAT QUARTERS
MEDIUM DARK	3 FAT QUARTERS
DARK	4 FAT QUARTERS
BACKGROUND	1 ½ YARDS

TO MAKE THE 12 TIMELESS BLOCKS YOU WILL NEED:

- 18 FAT QUARTERS, OF VARIOUS VALUES, SEE CHART TO THE LEFT.
- PLUS 1 ½ YARDS OF BACKGROUND.

THEN PICK YOUR QUILT SETTING AND REFER TO THE CORRESPONDING CHART BELOW TO DETERMINE THE ADDITIONAL YARDAGE NEEDED.

FABRIC REQUIREMENTS – FOR THE 3 QUILT SETTING OPTIONS


Based on 40" of usable fabric with a few cutting errors taken into account.

SETTING 1		SETTING 2		SETTING 3	
FABRIC & PLACEMENT	Grandma's Blessing 72" x 72"	FABRIC & PLACEMENT	Squarely Timeless 88" x 88"	FABRIC & PLACEMENT	Victory Stars 61" X 76"
TIMELESS BLOCKS	SEE ABOVE	TIMELESS BLOCKS	SEE ABOVE	TIMELESS BLOCKS	SEE ABOVE
LIGHT (Setting Blocks)	½ YARD	LIGHT (Blocks and Border)	2 ½ YARDS	LIGHT (Cornerstones)	¼ YARD
MEDIUM (Setting Blocks, Border, & Binding)	1 ⅞ YARD	BORDER (Border & Binding)	2 ½ YARDS	MEDIUM (Cornerstones)	⅓ YARD
DARK (Setting Blocks)	½ YARD	BACKGROUND (Blocks and Border)	2 ½ YARDS (2 ⅔ YARDS LENGTHWISE)	DARK (Sashing)	½ YARD
BACKGROUND (Blocks and Border)	2 ¾ YARD			BORDER (Border & Binding)	1 ¾ YARDS (2 YARDS LENGTHWISE)
				BACKGROUND (Sashing and Border)	2 ¼ YARDS





12 MONTH – BLOCK OF THE MONTH/TECHNIQUE BUILDING SERIES



MICHELLE RENEE HIATT'S COMPANION TECHNIQUE BUILDING SERIES FOR
STUDIO 180 DESIGN'S

RAPID FIRE LEMOYNE STAR™,

TUCKER TRIMMER III™, WING CLIPPER I™,

V BLOCK™ AND QUILTER'S MAGIC WAND™

LEARN NEW TECHNIQUES WITH EACH BLOCK

INCLUDES STEP-BY-STEP INSTRUCTIONS FOR 11 BLOCKS AND 3 DIFFERENT BORDER SETTINGS

HOLIDAY EXTRAVAGANZA OVERVIEW

The first in Michelle's Holiday Medallion quilt series, this 12 Booklet Packet is a companion technique building series for Michelle's favorite tools from **Studio 180 Design**. Great as a Block of the Month, Technique Building Series, or just a skill building Quilt Project.

Each of the 11 Blocks has its own colored Booklet offering:

- **Step-by-step instructions and graphics** for both **right-handed and left-handed quilters**, with complete tool instructions - no redirect to tool instructions.
- New Techniques with each Block, offering multiple techniques for each of the required Studio 180 Design Tools.


Includes an 8-page colored **Finishing Booklet**, offering **three quilt setting options**. You can choose your favorite or make all three!

The **Studio 180 Design's Tools** are gradually introduced over the 11 Blocks:

- Rapid Fire Lemoyne Star
- Tucker Trimmer III
- Wing Clipper I
- V Block
- Quilter's Magic Wand
- Optional – Tucker Trimmer I


Holiday Extravaganza comes together beautifully with Holiday fabric; however, it is just as beautiful with non-Holiday fabric!

SETTING ONE – MODERN BORDER SETTING – 64" X 64"

**Modern Border Setting:**

- Floating Border
- 20-24 Fat Quarters
- 4 ¼ Yards of Background
- Binding in Scraps or ½ Yard
- Throw 64" x 64"

SETTING TWO – TRADITIONAL BORDER SETTING – 76" X 76"



Traditional Border Setting:

- 20-24 Fat Quarters
- 4 ¼ Yards of Background
- 2 ¼ Yards for Border and Binding
- Throw 76" x 76"

ABOUT MICHELLE




Michelle Renee Hiatt is passionate about quilting. She started her love affair with quilting 20+ years ago and is the designer for her own pattern line **Sew On The Go** as well as a contributor to Studio 180 Design's Modern 180 pattern line.

Michelle Renee is a certified Professional Process Expert (LSSMBB); she uses her process improvement techniques and applies them to her quilting while teaching others how to simplify their piecing while improving the quality of their quilt making.

Michelle Renee teaches throughout the United States at National Quilt Shows and Retreats! Additionally, Michelle Renee is a Certified Instructor for Studio 180 Design.

She is known for her humor, enthusiasm, and encouragement! Michelle can be reached through her website at www.sewonthego.net or at michelle.hiatt@sewonthego.net.

SETTING THREE –WHIMSICAL BORDER SETTING – 76" X 76"



Whimsical Border Setting:

- 24-28 Fat Quarters
- 4 ¼ Yards of Background
- Throw 76" x 76"



HOLIDAY EXTRAVAGANZA

HOLIDAY MEDALLION QUILT SERIES BY MICHELLE RENEE HIATT

Michelle Renee Hiatt's companion Block of the Month/Technique Building Series for Studio 180 Design's Rapid Fire Lemoyne Star™, Tucker Trimmer III™, Wing Clipper I™, V Block™, and Quilter's Magic Wand™ - Optional: Tucker Trimmer I™

The first in Michelle's Holiday Medallion quilt series, this 12 Booklet Packet is a companion technique building series for Michelle's favorite tools from **Studio 180 Design**. Great as a Block of the Month, Technique Building Series, or just a skill building Quilt Project.

- Each of the 11 Blocks has its own colored Booklet offering:
 - Step-by-step instructions and graphics for both right-handed and left-handed quilters, with complete tool instructions - no redirect to tool instructions.
 - New Techniques with each Block, offering multiple techniques for each of the required Studio 180 Design Tools.
- Includes an 8-page colored Finishing Booklet, offering three quilt setting options. You can choose your favorite or make all three!

FABRIC REQUIREMENTS

Holiday Extravaganza comes together beautifully with Holiday fabric; however, it is just as beautiful with non-Holiday fabric! It is designed to be constructed with Fat Quarters plus Background yardage, preferably with Fat Quarters in at least 2-3 colorways. It would be beautiful with a traditional holiday theme of Red and Green or Red, Green, and Blue. Or just as lovely with a Silver and Gold or Blue and Silver theme. Another option would be a non-holiday theme, fat quarters from 4-6 colorways. Any Fat Quarter Bundle will do! The more variety in the Fat Quarter Bundle the better!

Based on 40" of usable fabric with a few cutting errors taken into account.

FABRIC & PLACEMENT	MODERN SETTING 64" x 64"	TRADITIONAL SETTING 76" x 76"	WHIMSICAL SETTING 76" x 76"
HOLIDAY EXTRAVAGANZA BLOCKS	20 -24 FAT QUARTERS	20 -24 FAT QUARTERS	20 -24 FAT QUARTERS
BACKGROUND	4 ¼ YARDS	4 ¼ YARDS	4 ¼ YARDS
BORDER	NA	LENGTHWISE CUT 2 ½ YARDS	NA
BINDING	SCRAPS or ½ YARD	INCLUDED IN BORDER	SCRAPS or ½ YARD
BACKING			

