




Comfort Star Block Including Pieced Border Units Continued

Unit	Position	Fabric	Table Runner	Wall	Large Throw
Corner Squares 	Corner Square	Light Blue	Use Remnant from Light Blue Flying Geese Sub cut into (12) 2" Squares	(1) 2" x WOF Strip Sub cut into (20) 2" Squares	(3) 2" x WOF Strips Sub cut into (52) 2" Squares
Center Square 	Center Square	Dark Red	(1) 3 1/2" x WOF Strip Sub cut into (3) 3 1/2" Squares	(1) 3 1/2" x WOF Strip Sub cut into (5) 3 1/2" Squares	(2) 3 1/2" x WOF Strips Sub cut into (13) 3 1/2" Squares



Save Remnant to use for Trunk

Evergreen Joy Block Including Pieced Border Units

Unit	Position	Fabric	Table Runner	Wall	Large Throw
Evergreen Flying Geese 	Center	Dark Green	(1) 7 1/2" x WOF Strip Sub cut into (2) 7 1/2" Squares	(1) 7 1/2" x WOF Strip Sub cut into (4) 7 1/2" Squares	(3) 7 1/2" x WOF Strips Sub cut into (12) 7 1/2" Squares
	Wings	Low Volume Background	(1) 4"* x WOF Strip Sub cut into (8) 4" Squares*	(2) 4"* x WOF Strips Sub cut into (16) 4" Squares*	(5-6) 4"* x WOF Strips Sub cut into (48) 4" Squares*

Save Remnant for Long Rectangles below

*Recommend increasing the strips and sub cuts to 4 1/8" to avoid nudge during construction.

Half Square Triangles 	Half Square Triangle	Dark Green	(1) 4" x WOF Strip Sub cut into (6) 4" Squares	(1) 4" x WOF Strip Sub cut into (10) 4" Squares	(3) 4" x WOF Strips Sub cut into (26) 4" Squares
	Half Square Triangle	Background	(1) 4" x WOF Strip Sub cut into (6) 4" Squares	(1) 4" x WOF Strip Sub cut into (10) 4" Squares	(3) 4" x WOF Strips Sub cut into (26) 4" Squares
V Block 	Center Triangle	Medium Green	(1) 6" x WOF Strip	(1) 6" x WOF Strip	(1) 6" x WOF Strip
	Side Triangles	Low Volume Background	(1) 6" x WOF Strip Cut (1) 6" x 12"	(1) 6" x WOF Strip Cut (1) 6" x 20"	(2) 6" x WOF Strips

Save Remnant for Rectangles on next page