


Steam Engine
Whistle Stop Tour
 Do the Twist
 Made using Studio 180 Design's Rapid Fire®
 Lemoyne Star and Tucker Trimmer® I tools, and
 Starburst Technique Sheet

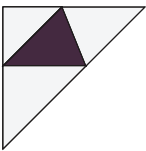


Created by Sarah Furrer
Studio180Design.Net

BlockBuster # 39
Difficulty: ★★★★★


Block Size: 12" Finished

Unit Summary



Lemoyne Star A Section

Strip and squares for a 12" finished block
 Quadrant Trim Size: 6½"
 Make 4



Lemoyne Star B Section 1

Strip and squares for a 12" finished block
 Quadrant Trim Size: 6½"
 Make 2



Lemoyne Star B Section 2

Strip and squares for a 12" finished block
 Quadrant Trim Size: 6½"
 Make 2

Cutting Chart

Unit	Number of Units	Fabric	Cutting
Lemoyne Star A Sections	4		Cut 1 strip 3¾" x 15".
			Cut 1 strip 3¾" x 15".
			Cut 4 squares 4¾" x 4¾".
Lemoyne Star B Sections 1 and 2	2 of each (4 total)		Cut 1 strip 3¾" x 15".
			Cut 1 strip 3¾" x 15".
			Cut 1 square 4" x 4".
			Cut 4 squares 4¾" x 4¾".

Block Layout

