


Clue #9

Time to get organized: Below you will find a summary of units made in Clues #1-8, along with quantity and labeling.

Clue	Unit	Unit Cut Size	Unit Finished Size	Wall/Baby # of Units	Throw # of Units	Queen # of Units
#1	AC Corner Beam 	3 ½"	3"	32	48	96
#2	M1 V Blocks 	3 ½"	3"	16	28	68
#2	BG Rectangles 	3 ½" x 6 ½" rectangles	3" x 6"	12	16	24
#3	D1/L1 HST 	3 ½"	3"	32	48	96
#3	M2 Squares 	2"	1 ½"	16	28	68
#4	AC/M2 Square ² 	3 ½"	3"	4	7	17
#4	M1 Rectangles 	2" x 3 ½"	1 ½" x 3"	16	28	68
#5	L1/M3 Corner Beams 	3 ½"	3"	20	32	72
#6	M2/BG Split Rects #1 	2" x 3 ½"	1 ½" x 3"	16	28	68
#7	M3/L1 V Blocks 	3 ½"	3"	20	32	72
#7	L1/M3 V Blocks 	3 ½"	3"	20	32	72
#8	M2/BG Split Rects #2 	2" x 3 ½"	1 ½" x 3"	16	28	68

Make sure you compare this summary to your units, to ensure you have labeled properly. Please refer to this unit summary when selecting your units over the next 8 Clues.

Units:

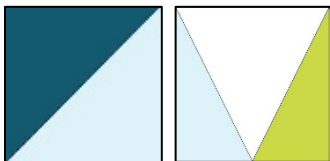
Clue	Unit	Unit Cut Size	Unit Finished Size	Wall/Baby # of Units	Throw # of Units	Queen # of Units
#3	D1/L1 HST (Half Square Triangles) 	3 1/2"	3"	32 <i>*Will only use 20 in Clue #9</i>	48 <i>*Will only use 32 in Clue #9</i>	96 <i>*Will only use 72 in Clue #9</i>
#7	L1/M3 V Blocks 	3 1/2"	3"	20	32	72

Note:

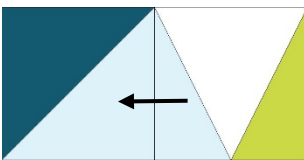
- Double check that you have pulled Clue #7's V Block that has the Color 1: Light (L1) as the Left Side Triangle and Color 3: Medium (M3) as the Right Side Triangle. We will not be using it's mirror image in this clue.
- Instructions for the multiple sizes will be listed in parentheses throughout the instructions; they will be listed in the following order: (Wall, Throw, Queen).
- Save the remaining (12, 16, 24) D1/L1 HST (Half Square Triangles) for later Clue(s).

Unit Assembly:

1. **Gather** the (20, 32, 72) D1/L1 HST (Half Square Triangles) units and the (20, 32, 72) L1/M3 V Blocks.
2. **Lay out** the units to match the diagram below.



3. **Sew** the D1/L1 HST (Half Square Triangles) units to the L1/M3 V Blocks
4. **Press** towards the D1/L1 HST (Half Square Triangles).



5. **Label and place** in a safe place.
6. You are ready for the next clue.

Label:

Clue	Unit	Unit Cut Size	Wall/Baby # of Units	Throw # of Units	Queen # of Units
#9	HST/ L1/M3 V Block Units 	3 1/2" x 6 1/2"	20	32	72

Share your finished units in the Sunset on the Sound (SOTS) Facebook Group: [SOTS Facebook Group](#)