

SEW ON THE GO

by Michelle Renee Hiatt

QUILTS FEATURING

LEMOYNE AND WEDGE STARS

QUILT PROJECTS THAT COME TOGETHER EASILY WITH THE STUDIO 180 DESIGN
RAPID FIRE LEMOYNE STAR OR WEDGE STAR





Great projects for Classes and Kits!

Projects offer multiple techniques, making them excellent projects for Classes.

SEW ON THE GO

by Michelle Renee Hiatt



LEMOYNE STAR QUILTS



SEW ON THE GO

by Michelle Renee Hiatt

WEDGE STAR QUILTS




SEW ON THE GO

by Michelle Renee Hiatt

- Michelle's Pattern Booklets offer:
 - Step-by-step instructions, offering graphics for both right and left handed quilters.
 - Between 24-36 pages of instruction which include all the instructions for the Studio 180 Design tools – no redirect to tool instructions. Everything you and your quilters need is right there!
 - Between 3-6 sizes and include Block Summary, Unit Summary, and multiple size diagrams.
 - Professional graphics and are professionally printed on high quality stock, with colored cover, and saddle stitched.

LEMOYNE STARS

LIBERTY COURT




Liberty Court is a fabulous combination of Liberty Lemoyne Stars and Court House Steps Blocks. This Medallion Style Quilt offers four different sizes and settings in which the Court House Steps Blocks create a frame(s) that feature two sizes of beautiful spinning Liberty Lemoyne Stars. The cover Liberty Lemoyne showcases Island Batik's Garden Gems fabric line.

Liberty Court comes together easily with Studio 180 Design's **Rapid Fire Lemoyne Star™** and **Tucker Trimmer III™** tools.

Finished Quilt Sizes: Wall 52" x 52", Throw 66" x 66", Double 78" x 78", Queen 90" x 90"

Featuring Island Batik's Garden Gem Fabric Line.

MOONLIGHT GARDEN



Moonlight Garden is an eye-catching display of Lemoyne Star and Straw Flowers set on a split two-toned background. The Lemoyne Star Flowers are made with Jelly Roll strips (2 ½" Strips) or yardage. The split two-toned background amongst the Straw Flowers creates a magnificent moonlight cascade through-out the quilt. Moonlight Garden looks great on any color background fabric, the split-two toned background works best with high contrast between the two shades.

Moonlight Garden comes together easily with Studio 180 Design's **Rapid Fire Lemoyne Star™**, **Tucker Trimmer III™** and **Corner Pop™** tools.


Finished Quilt Sizes: Throw: 69" x 69", Twin 69" x 87", Double 87" x 87", Queen 87" x 105"

SEW ON THE GO

by Michelle Renee Hiatt

LEMOYNE STARS (CONTUNIUED)

LIGHTNING




A shimmering quilt that is totally worth the effort! Michelle designed this quilt to have the alternating Banded Lemoyne Stars and Lemoyne as Triangles. This creates a lightning effect throughout the quilt and allows the featured Banded Lemoyne Stars to peak from behind the lighting. Both Lemoyne Star techniques are made with strips and is totally strip pieced! No Y Seams!

Lightning comes together easily with Studio 180 Design's **Rapid-Fire Lemoyne Star™** and **Tucker Trimmer III™** Tools.

Finished Quilt Sizes: Wall: 40" x 52", Throw: 58" x 76", and Full 75" x 100"

MAJESTY LEMOYNE



Featuring Michelle's newly created Majesty Lemoyne Star! Michelle alternated this fabulous Majesty Lemoyne with the first block she remembers her Grandmother teaching her to make, the Log Cabin Block. The combination radiates stateliness, especially with the Empire Border! The Bright fabrics in the Majesty Lemoyne Stars and Log Cabin blocks are created with strips from various vibrant Fat Eighths or Fat Quarters. The entire quilt is made with strips and is strip pieced! No Y Seams!

Majesty Lemoyne comes together easily with Studio 180 Design's **Rapid-Fire Lemoyne Star™** and **Tucker Trimmer III™** Tools.


Finished Quilt Sizes: Wall: 41" x 41", Throw 66" x 66", Twin 68" x 88", Queen 88" x 108"

SEW ON THE GO

by Michelle Renee Hiatt

WEDGE STARS

DOGWOOD LANE




Dogwood Lane was inspired by a blooming Dogwood tree during one of Michelle's many walkabouts in her early summer garden. The delicateness of the Dogwood bloom is created easily with the Studio 180 Design's Wedge Star tool! The Dogwood blooms are surrounded by an exciting variation of the Rangeley Rambler Block and terrific Nine-Patch chain! Four sizes are offered. Dogwood Lane is the perfect quilt to highlight a beautiful Border fabric. You know, the one you have been saving for an awesome quilt! Start with the border fabric and select the other four-five colors.

Dogwood Lane comes together easily with Studio 180 Design's **Wedge Star™** and **Tucker Trimmer III™** tools.

Finished Quilt Sizes: Lap 55" x 55", Throw: 75" x 75", Twin 75" x 95", Queen 101" x 101"

TICKER TAPE PARADE



Ticker Tape Parade was inspired by parades held in New York City, where large amounts of shredded paper (originally actual ticker tape, but now mostly confetti) was thrown from nearby office buildings onto the parade route, creating a celebratory effect by the snowstorm-like flurry which is evident in the quilt center. The Diamond Rects border represents the barriers that can be found along the streets to keep the crowds back. The Piano Keys represent the buildings flanking the streets, colloquially called the "Canyon of Heroes".

The pattern was specifically designed to leverage a Jelly Roll/(40) 2 1/2" WOF Strips, therefore is only offered in one size.

Ticker Tape Parade comes together easily with Studio 180 Design's **Rapid Fire Wedge Star™**, **Tucker Trimmer™** and **Diamond Rect™** tools.

Finished Quilt Sizes: Throw 60" x 60"


Featuring Island Batik's Garden Gem Fabric Line.

SEW ON THE GO

by Michelle Renee Hiatt

WEDGE STARS (CONTINUED)

HUNTER'S SKY – PRE-ORDER (AVAILABLE IN JUNE 2021)




Hunter's Sky just shimmers! It features a multi-color Wedge Star amongst a Peaky and Spike Chain block that provides a sky like feel. Michelle designed this quilt to utilize 2 ½" multi-colored strips to make the Wedge Stars and Chain. When using a dark background for the sky, consider pairing it with a high-contrast fabric (like white) for the Peaky and Spike units, which will allow them to stand out and sparkle. The Wedge Star technique uses strips and is strip pieced! No Y Seams!

Hunter's Sky comes together easily with Studio 180 Design's **Wedge Star™**, **Tucker Trimmer III™**, and **V Block™** Tools.

Finished Quilt Sizes: Wall/Baby 41"x41", Lap 63"x63", Large Throw 63"x81", Queen 117"x103"

Featuring Island Batik's Free to Fly Fabric Line.

STARFLOWER SURPRISE



Starflower Surprise combines the Starflower Block and the Beacon Star Block. The Starflower blocks are made with multiple sets of two-tone bright colored fabrics, grouping like colorways of Dark and Light fabrics to create the Starpoints. However, you could make all the flowers in the same set of two-tone fabrics or go completely scrappy! The Beacon Star is a combination of the Diamond Starpoints and Large Wedges. The Large Wedges should be made with a Light fabric, creating a circular shadow effect in the background.

Starflower Surprise comes together easily with Studio 180 Design's **Wedge Star™** and **Tucker Trimmer III™** Tools.

Finished Quilt Sizes: Wall 50" x 50", Throw 70"x70", Twin 70" x 90", Queen 90" x 110"

SEW ON THE GO

by Michelle Renee Hiatt

ABOUT MICHELLE

Michelle Renee Hiatt is an award-winning Quilter, Designer and National Instructor. Michelle has been sewing since before she can remember and fell in love with quilting over 20 years ago.

Michelle Renee is a Certified Professional Process Expert (LSSMBB); she uses her process improvement techniques and applies them to her quilting and teaching others how to simplify their piecing while improving the quality of their quilt making. Michelle Renee teaches throughout the United States at National Quilt Shows and Retreats!

Michelle Renee is the designer for her own pattern line Sew on The Go and her designs have appeared in several international Quilting Magazines. Additionally, she is a Certified Instructor for Studio 180 Design and many of her patterns have been published in their Modern 180 pattern line.



ORDER INFORMATION

Ordering Options:

- Pricing available on Michelle's [Wholesale website and order form](#).
- Quick Order Online Form on Michelle's website: www.sewonthego.net. Just enter the Pattern Title and Quantity.
- Or download the Order Form (Spring Quilt Market Download or on [Michelle's website](#)), complete, scan and email to michelle.hiatt@sewonthego.net.
- Tax Id/Resale # is required to order. All orders will be invoiced via Square to your email account. Orders can be paid with Credit Card or Check. First Order must be pre-paid in order to ship.
- Minimum Purchase is 8 patterns – Mix and match.

CONTACT INFORMATION

Michelle Renee teaches throughout the United States at National Quilt Shows and Retreats! She is known for her humor, enthusiasm and encouragement!

Michelle is available for lectures, trunk shows, workshops and retreats. Please visit her website for additional details. Michelle can be reached either through her website at www.sewonthego.net,

email: michelle.hiatt@sewonthego.net, or phone: #484-818-1869.

 484.818.1869

 Michelle.Hiatt@sewonthego.net

 [sewonthego.etsy.com](https://www.sewonthego.etsy.com)

 sewonthego.blogspot.com

 www.sewonthego.net

 www.facebook.com/sewonthego.net

 @mshellhiatt