

880™ Series

Aspen®

7'5"x9'3"x3'5" ft

6+ Seats



Dry Weight	1,240 lbs
Avg Total Filled Weight	5,456 lbs
Avg Spa Volume	505 gal
Total Jets	66 and 6 Air Injector Jets
Massage Variety	10
Air Blower	Yes
Filtration System	MicroClean® Ultra
Jet Pumps	3
Electrical	240 VAC @ 50A or 60A

Acrylic




Platinum




Celestite



Travertine
(matte)



Monaco



Midnight

Sundance® Spas

MicroClean® Ultra Filtration



SunScents™ Aromatherapy



Experience

Patented Fluidix® Jets and 10
Massage Varieties

Specialty Silent Air®
Injector Jets

Accu-Sage™ Therapy Seat

PT™ and Focus Relief® Jets

Touch Control with
Color Screen

SunScents™ Aromatherapy.
Scents Sold Separately

Illuminated Waterfall

Clear Water

Dynamic Flow™
Circulation Pump

Slipstream™ Skimmer

MicroClean® Ultra
Filtration System

ClearRay Active
Oxygen® System

ClearRay® On-Demand

Craftsmanship

SunStrong® Frame

Robust Synthetic Base

3-Layer RigidBond® Shell

SunStrong® Cover

SunSide® Cabinetry

Tool-Free Cabinetry

Exterior Lighting

Dual-Purpose Beverage
Concierge Filter Lid

Illuminated Grab Bars

Options

Spa Sense™ System


Entertainment Package with
Stereo and Wireless Charger

EcoWrap® Insulation


SmartTub® System

SunStrong® Extreme Cover


Cabinetry



Windy Oak



Flint Gray



Ironwood

Specifications may vary by country, please check with your local retailer. All specifications are subject to change without notice. Spa dimensions are approximate and shown in L x W x H. The images are for layout reference; they do not reflect acrylic options. Please see the Sundance® Spas Specification Handbook for additional details.