

# 880™ Series Marin®

6'4"x7'7"x2'11" ft  
4-5 Seats • Lounge



Dry Weight	838 lbs
Avg Total Filled Weight	3,298 lbs
Avg Spa Volume	295 gal
Total Jets	45 and 4 Air Injector Jets
Massage Variety	9
Air Blower	Yes
Filtration System	MicroClean® Ultra
Jet Pumps	2
Electrical	240 VAC @ 40A or 60A


## Acrylic




Platinum




Celestite



Travertine  
(matte)



Monaco



Midnight

# Sundance® Spas

## MicroClean® Ultra Filtration



## SunScents™ Aromatherapy



### Experience

Patented Fluidix® Jets and 9  
Massage Varieties

Specialty Silent Air®  
Injector Jets

Accu-Ssage™ Therapy Seat

PT™ and Focus Relief® Jets

Touch Control with  
Color Screen

SunScents™ Aromatherapy.  
Scents Sold Separately

Illuminated Waterfall

### Clear Water

Dynamic Flow™  
Circulation Pump

Slipstream™ Skimmer

MicroClean® Ultra  
Filtration System

ClearRay Active  
Oxygen® System

ClearRay® On-Demand

### Craftsmanship

SunStrong® Frame

Robust Synthetic Base

3-Layer RigidBond® Shell

SunStrong® Cover

SunSide® Cabinetry

Tool-Free Cabinetry

Exterior Lighting

Dual-Purpose Beverage  
Concierge Filter Lid

### Options

Spa Sense™ System


Entertainment Package with  
Stereo and Wireless Charger

EcoWrap® Insulation


SmartTub® System

SunStrong® Extreme Cover


## Cabinetry



Windy Oak



Flint Gray



Ironwood

Specifications may vary by country, please check with your local retailer. All specifications are subject to change without notice. Spa dimensions are approximate and shown in L x W x H. The images are for layout reference; they do not reflect acrylic options. Please see the Sundance® Spas Specification Handbook for additional details.