


980™ Series

# Kingston™

7'8"x8'4"x2'10" ft

6+ Seats



Dry Weight	1,048 lbs
Avg Total Filled Weight	5,310 lbs
Avg Spa Volume	401 gal
Total Jets	57 and 12 Air Injector Jets
Massage Variety	8
Air Blower	Yes
Filtration System	MicroClean® Ultra
Jet Pumps	3
Electrical	240 VAC @ 50A or 60A


## Acrylic




Platinum




Celestite



Travertine  
(matte)



Monaco




Midnight

# Sundance® Spas

Insulated  
Storage Cooler



Interior  
Lighting



## Experience

Patented Fluidix® Jets and 8  
Massage Varieties

Specialty Silent Air®  
Injector Jets

Focus Relief® Jets

Upgraded Accu-Ssage™  
Therapy Seat

Spacious Seats with  
LED Lighting

SunScents™ Aromatherapy.  
Scents Sold Separately

Glass Touch Control for Easy  
Use, Day or Night

SmartTub® System

Integrated BLUEWAVE® Stereo

Illuminated Waterfall

## Clear Water

Dynamic Flow™  
Circulation Pump

Slipstream™ Skimmer

MicroClean® Ultra  
Filtration System

ClearRay Active  
Oxygen® System

ClearRay® On-Demand

## Craftsmanship

Robust Synthetic Base

3-Layer RigidBond® Shell

SunStrong® Extreme Cover

Geometric Exterior Cabinetry

Tool-Free Cabinetry

Exterior Lighting


Low Profile for Easy Entry  
and Exit

Lounge Deck with SunCooler™  
Cold-Storage Areas


## Options

EcoWrap® Insulation

## Cabinetry



Coastal



Mahogany

Specifications may vary by country, please check with your local retailer. All specifications are subject to change without notice. Spa dimensions are approximate and shown in L x W x H. The images are for layout reference; they do not reflect acrylic options. Please see the Sundance® Spas Specification Handbook for additional details.