


Saxophone First Weeks


1. New note: B (also called B natural) 2. Articulation on B 3. New note: A (also called A natural) 4. Articulation on A




5. Moving fingers 6. New note: G (G natural)




7. Left hand notes



8. New note: C 9. Left hand control



10. New note: D 11. New note: E 12. New note: F




13. Moving right fingers 14. Moving downward



15. Getting around



16. Moving down to new note: Low F 17. Moving down to new note: Low E



18. Moving down to new note: Low D 19. Moving down to new note: Low C 20. C scale descending

