



261 Mountain View Dr  
Colchester, VT 05446  
License #: TLAB0030  
802-767-7256  
info@onwardanalytics.biz

# Certificate of Analysis



**Client Name:** Gaston Weed Company

**License Number:** MANU0044



**Sample ID:** VT4162

**Sample Name:** Blue Gelato

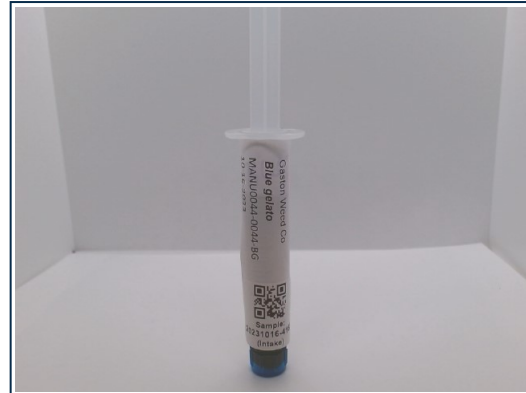
**Sample Lot:** MANU0044-0034-BG

**Sample Matrix:** Solvent Extraction Concentrates

**Date Received:** 10/16/2023

**Date Reported:** 10/24/2023

**Date Tested:** 10/18/2023



## Total Cannabinoids

	%	mg/g
<b>Total THC:</b>	<b>60.824</b>	<b>608.238</b>
<b>Total CBD:</b>	<b>--</b>	<b>--</b>
<b>Total Cannabinoids:</b>	<b>64.029</b>	<b>640.290</b>

**Total theoretical CBD % = (CBD%) + (CBDA% \* 0.877)**  
**Total theoretical THC % = (delta-9-THC%) + (THCA% \* 0.877)**

## Potency

Standard potency analysis utilizing High Performance Liquid Chromatography (HPLC; SOP-024-OA) | Test ID: #10480


Analyte	%	mg/g	LOD (mg/g)	LOQ (mg/g)
CBC	< LOQ	< LOQ	0.0003	0.0040
CBCA	< LOQ	< LOQ	0.0002	0.0040
CBD	ND	ND	0.0008	0.0040
CBDA	ND	ND	0.0002	0.0040
CBDV	ND	ND	0.0008	0.0040
CBDVA	ND	ND	0.0001	0.0040
CBG	< LOQ	< LOQ	0.0009	0.0040
CBGA	0.842	8.42	0.0001	0.0040
CBN	ND	ND	0.0004	0.0040
CBNA	ND	ND	0.0002	0.0040
D8 THC	ND	ND	0.0012	0.0040
D9 THC	43.9736	439.736	0.0016	0.0049
D10 THC	ND	ND	0.0004	0.0040
THCA	19.2134	192.134	0.0002	0.0040
THCV	ND	ND	0.0016	0.0049
THCVA	ND	ND	0.0002	0.0040

*Callie Chapman*

Callie Chapman  
Lab Director  
10/24/2023

In performing the services, Onward Analytics, ("OA") shall exercise a degree of skill and care ordinarily exercised by a reasonably prudent laboratory professional under similar circumstances. Except as set forth in the preceding sentence, client acknowledges and agrees that: (a) the services may require OA to make judgements based upon limited data rather than upon scientific certainties; (b) OA's approach, recommendations, and associated cost estimates, if any, are based on industry practices and averages; (c) OA renders its opinions with respect to observations made and data available at the time of testing; (d) ultimate outcomes could be inconsistent with OA's conclusions, results and projections; and (e) there may be additional reports relating to the site (whether prepared by OA or other parties), and reliance upon any OA report without reference to any such other reports is done at client's sole risk.



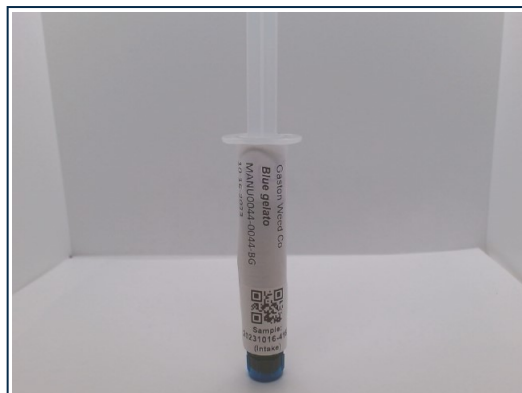


261 Mountain View Dr  
Colchester, VT 05446  
License #: TLAB0030  
802-767-7256  
info@onwardanalytics.biz

# Certificate of Analysis

**Client Name:** Gaston Weed Company  
**License Number:** MANU0044

**Sample ID:** VT4162  
**Sample Name:** Blue Gelato  
**Sample Lot:** MANU0044-0034-BG  
**Sample Matrix:** Solvent Extraction Concentrates  
**Date Received:** 10/16/2023  
**Date Reported:** 10/24/2023  
**Date Tested:** 10/18/2023



**Total Terpenes (%) : 7.5727**

## Dominant Terpenes (%)

trans-Caryophyllene	3.3329
alpha-Humulene	1.0912
alpha-Bisabolol	0.8851
Linalool	0.4243
Limonene	0.3128

## Terpenes

Standard terpene analysis utilizing Gas Chromatography – Mass Spectrometry (GC-MS; SOP-069-OA) | Test ID: #10484


Analyte	Result (%)	Result (mg/g)	LOD (mg/g)	LOQ (mg/g)
3-Carene	ND	ND	0.000002	0.002
alpha-Bisabolol	0.8851	8.851	0.000003	0.002
alpha-Humulene	1.0912	10.912	0.000002	0.002
alpha-Pinene	0.1332	1.332	0.000001	0.002
alpha-Terpinene	0.1122	1.122	0.000001	0.002
alpha-Terpinolene	0.1433	1.433	0.000004	0.002
beta-Pinene	0.1306	1.306	0.000002	0.002
Camphene	0.1194	1.194	0.000001	0.002
Caryophyllene Oxide	0.2537	2.537	0.000011	0.002
Cineole	ND	ND	0.000002	0.002
gamma-Terpinene	ND	ND	0.000002	0.002
Geraniol	ND	ND	0.000008	0.002
Guaiol	ND	ND	0.000007	0.002
Isopulegol	ND	ND	0.000005	0.002
Isopropyl Toluene	ND	ND	0.000003	0.002
Limonene	0.3128	3.128	0.000002	0.002
Linalool	0.4243	4.243	0.000003	0.002
Nerolidol	0.3024	3.024	0.000007	0.002
Myrcene	0.2047	2.047	0.000003	0.002
Ocimene	0.1269	1.269	0.000002	0.002
trans-Caryophyllene	3.3329	33.329	0.000004	0.002
<b>Total Terpenes</b>	<b>7.5727</b>	<b>75.727</b>		

*Callie Chapman*

Callie Chapman  
Lab Director  
10/24/2023

In performing the services, Onward Analytics, ("OA") shall exercise a degree of skill and care ordinarily exercised by a reasonably prudent laboratory professional under similar circumstances. Except as set forth in the preceding sentence, client acknowledges and agrees that: (a) the services may require OA to make judgements based upon limited data rather than upon scientific certainties; (b) OA's approach, recommendations, and associated cost estimates, if any, are based on industry practices and averages; (c) OA renders its opinions with respect to observations made and data available at the time of testing; (d) ultimate outcomes could be inconsistent with OA's conclusions, results and projections; and (e) there may be additional reports relating to the site (whether prepared by OA or other parties), and reliance upon any OA report without reference to any such other reports is done at client's sole risk.



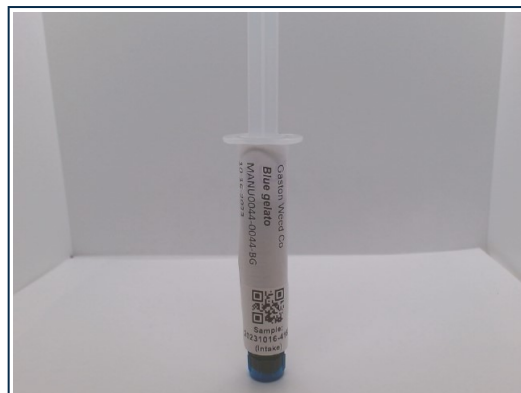


261 Mountain View Dr  
Colchester, VT 05446  
License #: TLAB0030  
802-767-7256  
info@onwardanalytics.biz

# Certificate of Analysis

**Client Name:** Gaston Weed Company  
**License Number:** MANU0044

**Sample ID:** VT4162  
**Sample Name:** Blue Gelato  
**Sample Lot:** MANU0044-0034-BG  
**Sample Matrix:** Solvent Extraction Concentrates  
**Date Received:** 10/16/2023  
**Date Reported:** 10/24/2023  
**Date Tested:** 10/23/2023



## Residual Solvents

Pass

Residual solvents and processing chemicals analysis utilizing Headspace Gas Chromatography – Mass Spectrometry (HS-GC-MS; SOP-010-0A) - Limit units: µg/g | Test ID: #10481

Analyte	Pass/Fail	Result (ppm)	Limit	LOD (ppm)	LOQ (ppm)
Acetone	Pass	< LOQ	5000.000	17.008	51.538
Acetonitrile	Pass	< LOQ	410.000	4.017	12.172
Benzene	Pass	< LOQ	2.000	0.163	0.495
Chloroform	Pass	< LOQ	60.000	0.489	1.482
Ethanol	Pass	< LOQ	5000.000	44.183	133.887
Heptanes (total)	Pass	< LOQ	5000.000	62.270	188.696
Hexanes (total)	Pass	< LOQ	290.000	1.322	4.005
Isopropyl Alcohol	Pass	< LOQ	5000.000	2.364	7.162
Methanol	Pass	< LOQ	3000.000	27.126	82.201
Methylene Chloride	Pass	< LOQ	600.000	4.046	12.260
Toluene	Pass	< LOQ	890.000	6.317	19.143
Xylenes (total)	Pass	< LOQ	2170.000	19.426 14.858 *	58.868 45.024 *

### Additional Solvent Analytes

Propane	Pass	< LOQ	5000.000	110.712	335.490
2-Methylpropane	Pass	< LOQ	5000.000	150.773	456.887
2,2-Dimethylbutane	Pass	< LOQ	5000.000	2.869	8.693
2,3-Dimethylbutane	Pass	< LOQ	5000.000	1.944	5.892
n-Butane	Pass	< LOQ	5000.000	152.350	461.667
2-Methylpentane	Pass	< LOQ	5000.000	1.664	5.042
3-Methylpentane	Pass	< LOQ	5000.000	2.056	6.231
Isopentane	Pass	< LOQ	5000.000	137.828	417.661
n-Pentane	Pass	< LOQ	5000.000	136.677	414.172
Neopentane	Pass	< LOQ	5000.000	28.431	86.154

\* Xylenes action limit represents sum of m,p-Xylene and o-Xylene

*Callie Chapman*

Callie Chapman  
Lab Director  
10/24/2023

In performing the services, Onward Analytics, ("OA") shall exercise a degree of skill and care ordinarily exercised by a reasonably prudent laboratory professional under similar circumstances. Except as set forth in the preceding sentence, client acknowledges and agrees that: (a) the services may require OA to make judgements based upon limited data rather than upon scientific certainties; (b) OA's approach, recommendations, and associated cost estimates, if any, are based on industry practices and averages; (c) OA renders its opinions with respect to observations made and data available at the time of testing; (d) ultimate outcomes could be inconsistent with OA's conclusions, results and projections; and (e) there may be additional reports relating to the site (whether prepared by OA or other parties), and reliance upon any OA report without reference to any such other reports is done at client's sole risk.





261 Mountain View Dr  
Colchester, VT 05446  
License #: TLAB0030  
802-767-7256  
info@onwardanalytics.biz

## Certificate of Analysis



**Client Name:** Gaston Weed Company

**License Number:** MANU0044



**Sample ID:** VT4162

**Sample Name:** Blue Gelato

**Sample Lot:** MANU0044-0034-BG

**Sample Matrix:** Solvent Extraction Concentrates

**Date Received:** 10/16/2023

**Date Reported:** 10/24/2023

**Date Tested:** 10/19/2023



### Heavy Metals

**PASS**

Heavy metals analysis utilizing Inductively Coupled Plasma Mass Spectrometry (ICP-MS; SOP-072-OA) - **Limit units: ppm** | Test ID: #10483

Analyte	Pass/Fail	Result (ppm)	Limit (ppm)	LOD (ppm)	LOQ (ppm)
Arsenic	PASS	< LOQ	1.500	0.0000260	0.00050
Cadmium	PASS	< LOQ	0.500	0.0000004	0.00050
Lead	PASS	< LOQ	1.000	0.0000190	0.00050
Mercury	PASS	< LOQ	1.500	0.0000039	0.00050

*Callie Chapman*

Callie Chapman  
Lab Director  
10/24/2023

In performing the services, Onward Analytics, ("OA") shall exercise a degree of skill and care ordinarily exercised by a reasonably prudent laboratory professional under similar circumstances. Except as set forth in the preceding sentence, client acknowledges and agrees that: (a) the services may require OA to make judgements based upon limited data rather than upon scientific certainties; (b) OA's approach, recommendations, and associated cost estimates, if any, are based on industry practices and averages; (c) OA renders its opinions with respect to observations made and data available at the time of testing; (d) ultimate outcomes could be inconsistent with OA's conclusions, results and projections; and (e) there may be additional reports relating to the site (whether prepared by OA or other parties), and reliance upon any OA report without reference to any such other reports is done at client's sole risk.





261 Mountain View Dr  
Colchester, VT 05446  
License #: TLAB0030  
802-767-7256  
info@onwardanalytics.biz

## Certificate of Analysis



**Client Name:** Gaston Weed Company

**License Number:** MANU0044



**Sample ID:** VT4162

**Sample Name:** Blue Gelato

**Sample Lot:** MANU0044-0034-BG

**Sample Matrix:** Solvent Extraction Concentrates

**Date Received:** 10/16/2023

**Date Reported:** 10/24/2023

**Date Tested:** 10/18/2023



### Pesticides

Pass

Residual pesticide analysis utilizing Liquid Chromatography – Mass Spectrometry (LC-MS/MS; SOP-070-OA) - **Limit units: ppm** | Test ID: #10482

Analyte	Pass/Fail	Result (ppm)	Limit	LOD (ppm)	LOQ (ppm)
Abamectin B1a	Pass	ND	0.10000	0.00156	0.01560
Abamectin B1b	Pass	ND	0.10000	0.00011	0.00110
Acephate	Pass	ND	0.10000	0.00168	0.01680
Acequinocyl	Pass	ND	0.10000	0.00167	0.01670
Azoxystrobin	Pass	ND	0.10000	0.00168	0.01680
Bifenazate	Pass	ND	0.10000	0.00167	0.01670
Bifenthrin	Pass	ND	3.00000	0.00167	0.01670
Carbaryl	Pass	ND	0.50000	0.00167	0.01670
Chlorpyrifos	Pass	ND	0.04000	0.00167	0.01670
Cypermethrin	Pass	ND	1.00000	0.00168	0.01680
Etoxazole	Pass	ND	0.10000	0.00168	0.01680
Imazalil	Pass	ND	0.04000	0.00167	0.01670
Imidacloprid	Pass	ND	5.00000	0.00166	0.01660
Myclobutanil	Pass	ND	0.10000	0.00167	0.01670
Spinosyn A	Pass	ND	0.10000	0.00120	0.01199
Spinosyn D	Pass	ND	0.10000	0.00042	0.00415
Pyrethrins	Pass	ND	0.50000	0.00022	0.00072
				0.00498 *	0.00015 *

\* Pyrethrins action limit represents sum of isomers I & II

Callie Chapman  
Lab Director  
10/24/2023

In performing the services, Onward Analytics, ("OA") shall exercise a degree of skill and care ordinarily exercised by a reasonably prudent laboratory professional under similar circumstances. Except as set forth in the preceding sentence, client acknowledges and agrees that: (a) the services may require OA to make judgments based upon limited data rather than upon scientific certainties; (b) OA's approach, recommendations, and associated cost estimates, if any, are based on industry practices and averages; (c) OA renders its opinions with respect to observations made and data available at the time of testing; (d) ultimate outcomes could be inconsistent with OA's conclusions, results and projections; and (e) there may be additional reports relating to the site (whether prepared by OA or other parties), and reliance upon any OA report without reference to any such other reports is done at client's sole risk.

