




261 Mountain View Dr  
 Colchester, VT 05446  
 License #: TLAB0030  
 802-767-7256  
 info@onwardanalytics.biz

# Certificate of Analysis

**Client Name:** Gaston Weed Company  
**License Number:** MANU0044

**Sample ID:** VT4777  
**Sample Name:** Gaston Distillate  
**Sample Lot:** MANU0044-0049-DISTY  
**Sample Matrix:** Solvent Extraction Concentrates  
**Date Received:** 11/6/2023  
**Date Reported:** 11/16/2023  
**Date Tested:** 11/15/2023



Total Cannabinoids		
	%	mg/g
<b>Total THC:</b>	<b>85.119</b>	<b>851.193</b>
<b>Total CBD:</b>	--	--
<b>Total Cannabinoids:</b>	<b>88.641</b>	<b>886.412</b>

**Total theoretical CBD % = (CBD%) + (CBDA% \* 0.877)**  
**Total theoretical THC % = (delta-9-THC%) + (THCA% \* 0.877)**

## Potency

Standard potency analysis utilizing High Performance Liquid Chromatography (HPLC; SOP-024-OA) | Test ID: #12780

Analyte	%	mg/g	LOD (mg/g)	LOQ (mg/g)
CBC	ND	ND	0.0003	0.0040
CBCA	ND	ND	0.0002	0.0040
CBD	< LOQ	< LOQ	0.0008	0.0040
CBDA	ND	ND	0.0002	0.0040
CBDV	ND	ND	0.0008	0.0040
CBDVA	ND	ND	0.0001	0.0040
CBG	2.1256	21.256	0.0009	0.0040
CBGA	ND	ND	0.0001	0.0040
CBN	< LOQ	< LOQ	0.0004	0.0040
CBNA	ND	ND	0.0002	0.0040
D8 THC	1.3963	13.963	0.0012	0.0040
D9 THC	85.1193	851.193	0.0016	0.0049
D10 THC	ND	ND	0.0004	0.0040
THCA	< LOQ	< LOQ	0.0002	0.0040
THCV	< LOQ	< LOQ	0.0016	0.0049
THCVA	ND	ND	0.0002	0.0040

Callie Chapman  
 Lab Director  
 11/16/2023

In performing the services, Onward Analytics, ("OA") shall exercise a degree of skill and care ordinarily exercised by a reasonably prudent laboratory professional under similar circumstances. Except as set forth in the preceding sentence, client acknowledges and agrees that: (a) the services may require OA to make judgements based upon limited data rather than upon scientific certainties; (b) OA's approach, recommendations, and associated cost estimates, if any, are based on industry practices and averages; (c) OA renders its opinions with respect to observations made and data available at the time of testing; (d) ultimate outcomes could be inconsistent with OA's conclusions, results and projections; and (e) there may be additional reports relating to the site (whether prepared by OA or other parties), and reliance upon any OA report without reference to any such other reports is done at client's sole risk.






261 Mountain View Dr  
 Colchester, VT 05446  
 License #: TLAB0030  
 802-767-7256  
 info@onwardanalytics.biz

# Certificate of Analysis

**Client Name:** Gaston Weed Company  
**License Number:** MANU0044

**Sample ID:** VT4777  
**Sample Name:** Gaston Distillate  
**Sample Lot:** MANU0044-0049-DISTY  
**Sample Matrix:** Solvent Extraction Concentrates  
**Date Received:** 11/6/2023  
**Date Reported:** 11/16/2023  
**Date Tested:** 11/9/2023



## Residual Solvents Pass

Residual solvents and processing chemicals analysis utilizing Headspace Gas Chromatography – Mass Spectrometry (HS-GC-MS; SOP-010-0A) - **Limit units: µg/g** | Test ID: #12781

Analyte	Pass/Fail	Result (ppm)	Limit	LOD (ppm)	LOQ (ppm)
Acetone	Pass	< LOQ	5000.000	17.008	51.538
Acetonitrile	Pass	< LOQ	410.000	4.017	12.172
Benzene	Pass	< LOQ	2.000	0.163	0.495
Chloroform	Pass	< LOQ	60.000	0.489	1.482
Ethanol	Pass	< LOQ	5000.000	44.183	133.887
Heptanes (total)	Pass	< LOQ	5000.000	62.270	188.696
Hexanes (total)	Pass	< LOQ	290.000	1.322	4.005
Isopropyl Alcohol	Pass	< LOQ	5000.000	2.364	7.162
Methanol	Pass	< LOQ	3000.000	27.126	82.201
Methylene Chloride	Pass	< LOQ	600.000	4.046	12.260
Toluene	Pass	< LOQ	890.000	6.317	19.143
Xylenes (total)	Pass	< LOQ	2170.000	19.426 14.858 *	58.868 45.024 *

### Additional Solvent Analytes

Propane	Pass	< LOQ	5000.000	110.712	335.490
2-Methylpropane	Pass	< LOQ	5000.000	150.773	456.887
2,2-Dimethylbutane	Pass	< LOQ	5000.000	2.869	8.693
2,3-Dimethylbutane	Pass	< LOQ	5000.000	1.944	5.892
n-Butane	Pass	< LOQ	5000.000	152.350	461.667
2-Methylpentane	Pass	< LOQ	5000.000	1.664	5.042
3-Methylpentane	Pass	< LOQ	5000.000	2.056	6.231
Isopentane	Pass	< LOQ	5000.000	137.828	417.661
n-Pentane	Pass	< LOQ	5000.000	136.677	414.172
Neopentane	Pass	< LOQ	5000.000	28.431	86.154

\* Xylenes action limit represents sum of m,p-Xylene and o-Xylene

Callie Chapman  
 Lab Director  
 11/16/2023

In performing the services, Onward Analytics, (“OA”) shall exercise a degree of skill and care ordinarily exercised by a reasonably prudent laboratory professional under similar circumstances. Except as set forth in the preceding sentence, client acknowledges and agrees that: (a) the services may require OA to make judgements based upon limited data rather than upon scientific certainties; (b) OA’s approach, recommendations, and associated cost estimates, if any, are based on industry practices and averages; (c) OA renders its opinions with respect to observations made and data available at the time of testing; (d) ultimate outcomes could be inconsistent with OA’s conclusions, results and projections; and (e) there may be additional reports relating to the site (whether prepared by OA or other parties), and reliance upon any OA report without reference to any such other reports is done at client’s sole risk.






261 Mountain View Dr  
 Colchester, VT 05446  
 License #: TLAB0030  
 802-767-7256  
 info@onwardanalytics.biz

# Certificate of Analysis

**Client Name:** Gaston Weed Company  
**License Number:** MANU0044

**Sample ID:** VT4777  
**Sample Name:** Gaston Distillate  
**Sample Lot:** MANU0044-0049-DISTY  
**Sample Matrix:** Solvent Extraction Concentrates  
**Date Received:** 11/6/2023  
**Date Reported:** 11/16/2023  
**Date Tested:** 11/14/2023



## Pesticides Pass

Residual pesticide analysis utilizing Liquid Chromatography – Mass Spectrometry (LC-MSMS; SOP-070-OA) - **Limit units: ppm** | Test ID: #12782

Analyte	Pass/Fail	Result (ppm)	Limit	LOD (ppm)	LOQ (ppm)
Abamectin B1a	Pass	ND	0.10000	0.00156	0.01560
Abamectin B1b	Pass	ND	0.10000	0.00011	0.00110
Acephate	Pass	ND	0.10000	0.00168	0.01680
Acequinocyl	Pass	ND	0.10000	0.00167	0.01670
Azoxystrobin	Pass	ND	0.10000	0.00168	0.01680
Bifenazate	Pass	ND	0.10000	0.00167	0.01670
Bifenthrin	Pass	ND	3.00000	0.00167	0.01670
Carbaryl	Pass	ND	0.50000	0.00167	0.01670
Chlorpyrifos	Pass	ND	0.04000	0.00167	0.01670
Cypermethrin	Pass	ND	1.00000	0.00168	0.01680
Etoxazole	Pass	ND	0.10000	0.00168	0.01680
Imazalil	Pass	ND	0.04000	0.00167	0.01670
Imidacloprid	Pass	ND	5.00000	0.00166	0.01660
Myclobutanil	Pass	ND	0.10000	0.00167	0.01670
Spinosyn A	Pass	ND	0.10000	0.00120	0.01199
Spinosyn D	Pass	ND	0.10000	0.00042	0.00415
Pyrethrins	Pass	ND	0.50000	0.00022 0.00498 *	0.00072 0.00015 *

\* Pyrethrins action limit represents sum of isomers I & II

Callie Chapman  
 Lab Director  
 11/16/2023

In performing the services, Onward Analytics, ("OA") shall exercise a degree of skill and care ordinarily exercised by a reasonably prudent laboratory professional under similar circumstances. Except as set forth in the preceding sentence, client acknowledges and agrees that: (a) the services may require OA to make judgements based upon limited data rather than upon scientific certainties; (b) OA's approach, recommendations, and associated cost estimates, if any, are based on industry practices and averages; (c) OA renders its opinions with respect to observations made and data available at the time of testing; (d) ultimate outcomes could be inconsistent with OA's conclusions, results and projections; and (e) there may be additional reports relating to the site (whether prepared by OA or other parties), and reliance upon any OA report without reference to any such other reports is done at client's sole risk.






261 Mountain View Dr  
 Colchester, VT 05446  
 License #: TLAB0030  
 802-767-7256  
 info@onwardanalytics.biz

# Certificate of Analysis

**Client Name:** Gaston Weed Company  
**License Number:** MANU0044

**Sample ID:** VT4777  
**Sample Name:** Gaston Distillate  
**Sample Lot:** MANU0044-0049-DISTY  
**Sample Matrix:** Solvent Extraction Concentrates  
**Date Received:** 11/6/2023  
**Date Reported:** 11/16/2023  
**Date Tested:** 11/9/2023



## Heavy Metals PASS

Heavy metals analysis utilizing Inductively Coupled Plasma Mass Spectrometry (ICP-MS; SOP-072-OA) - **Limit units: ppm** | Test ID: #12783

Analyte	Pass/Fail	Result (ppm)	Limit (ppm)	LOD (ppm)	LOQ (ppm)
Arsenic	PASS	< LOQ	1.500	0.0000260	0.00050
Cadmium	PASS	< LOQ	0.500	0.0000004	0.00050
Lead	PASS	< LOQ	1.000	0.0000190	0.00050
Mercury	PASS	< LOQ	1.500	0.0000039	0.00050

Callie Chapman  
 Lab Director  
 11/16/2023

In performing the services, Onward Analytics, ("OA") shall exercise a degree of skill and care ordinarily exercised by a reasonably prudent laboratory professional under similar circumstances. Except as set forth in the preceding sentence, client acknowledges and agrees that: (a) the services may require OA to make judgements based upon limited data rather than upon scientific certainties; (b) OA's approach, recommendations, and associated cost estimates, if any, are based on industry practices and averages; (c) OA renders its opinions with respect to observations made and data available at the time of testing; (d) ultimate outcomes could be inconsistent with OA's conclusions, results and projections; and (e) there may be additional reports relating to the site (whether prepared by OA or other parties), and reliance upon any OA report without reference to any such other reports is done at client's sole risk.

