

Decks™

DIRECT-TO-DECK SYSTEM



Open Plenum
Solutions

Direct mount

Design flexibility


Smooth finish

Quick installation


- Installs directly to deck, ceiling, trusses, or I-beams
- Choose pre-drilled pilot holes to simplify and speed up installation
- No grid. No reduction of ceiling space.
- Ideal for retrofit sound absorption
- Outstanding sound absorption compared to wood or steel decks
- Panels can be made in virtually any size or shape to fit your space




Standard sizes showing pre-drilled pilot holes (customization available)



2' x 4' x 5/8"



2' x 2' x 5/8"



customerservice@chromacollections.com

office: 608-785-1232 fax: 608-785-1233
415 Nelson Place, La Crosse, WI 54601

<http://chromacollections.com>