



## PLAYOFF PREVIEW



### A.F.C. Playoff Preview

#### #1 Seed- Cleveland Browns

**OFFENSE:** QB Frank Ryan leads an outstanding offense with two excellent backs in Leroy Kelly (favorite for MVP) and Ernie Green. Both backs averaged over 5 yards per carry in over 140 attempts. Kelly scored 33 touchdowns this season, 30 on the ground. This helped Ryan average over 9 yards per attempt passing to three outstanding receivers, Pat Studstill, Gary Collins, and Paul Warfield. Ernie Green is an outstanding receiver out of the backfield, catching 51 passes during the season, while Leroy Kelly added another 27. The offensive line is led by Guards John Wooten and Gene Hickerson. The line has done an exceptional job of opening holes and protecting the quarterback, and with two good blocking Tight Ends the Browns have many different formations with which to attack the opponent.

**DEFENSE:** Johnny Brewer and Erich Barnes lead a strong defense which allowed only 14 points per game in the regular season. The defense intercepted 34 passes in 14 games, with Ross Fichtner leading the way with 8 picks. Defensive Ends Paul Wiggin and Bill Glass are the primary pass rushers, with each having double digit hurries and at least 7 sacks. The defense forced 27 fumbles, around 2 per game, which gave the offense good field position throughout their undefeated 14-0 season.

**SPECIAL TEAMS:** Lou Groza has only been forced to try 9 field goals all season, while making 64 extra points. His longest field goal this season was 40 yards. Pat Studstill netted 37 yards per punt. The return game is standard with Walter Roberts.



#### #2 Seed- Green Bay Packers

**OFFENSE:** Bart Starr had an unbelievable season with only 5 interceptions in 317 attempts, a 1.6% rate to lead the league and a nearly 5:1 TD/Int ratio. The ground game averaged only 3.3 yards per carry for the season, but six different running backs carry the ball led by Jim Taylor and Tom Nowatzke. Green Bay ran for 33 scores and threw for 26. Gail Cogdill led the Pack in catches with 42, but Starr spreads the ball around very well, as 9 different receivers caught at least 13 passes. Carrol Dale led in yards with 586 and in touchdowns with 11.

**DEFENSE:** The stellar Packers defense has five players with more than 60 tackles led by Dave Robinson with 84. The defensive line is the strongest area of the defense overall. Willie Davis, Henry Jordan, and Lionel Aldridge all have double digit hurries and Davis is near the league lead with 13 sacks and 11 run stuffs. Green Bay intercepted 29 passes led by Dave Robinson's 6 and they had 5 returned for touchdowns led by Bob Jeter's 2.

**SPECIAL TEAMS:** Don Chandler was perfect on extra points this season and 14 for 19 on field goals with a long of 40. He is also the punter with a net average just over 37 yards per kick. Willie Wood is a relatively week punt returner and Donny Anderson is a strong kick returner at 24 yards per return.





## #3 Seed- San Francisco 49ers

**OFFENSE:** John Brodie leads a balanced offense for San Francisco, but his regular season efforts will need to be elevated in the playoffs to win a title. Brodie threw 13 interceptions to 15 touchdowns. His favorite targets were Bernie Casey and Dave Parks, the only two receivers with over 250 yards for the season. Parks and Casey caught 14 of Brodie's 15 scoring tosses. The rushing game was strong, with 458 rushes on the season. Ken Willard captained the ground game gaining 811 yards and 7 touchdowns. John David Crow and Dave Kopay were also important cogs in the running game for the 49ers. San Francisco fumbled 23 times during the season, or once in every 20 attempts.

**DEFENSE:** Linebacker Dave Wilcox led the 49ers defense to an 8-4-2 record with 111 tackles, 33 more than any other teammate, and 8 run stuffs to lead the team. Defensive Tackles Charlie Krueger and Roland Lakes combined for 43 hurries, which led to 28 interceptions. Jimmy Johnson led the team with 7 interceptions. The defense totaled 47 sacks on the season, with five different players totaling at least sacks during the regular season.

**SPECIAL TEAMS:** Tommy Davis went 11 for 16 on FGs with a long of 38 and netted 35.4 on 75 punts. CB Kermit Alexander leads the return game with a 26.5 kick return average and a 7.1 punt return average on 53 tries.



## #4 Seed- Oakland Raiders

**OFFENSE:** Tom Flores threw for almost 3,100 yards as quarterback of the Raiders this season, with his favorite target being speedster Art Powell. Powell can line up at TE or WR and Oakland maximized his versatility this season to a 22.4 yards per catch average and 15 catches of over 25 yards. The star of the Raiders offense in 1966 was Clem Daniels, who led the team in rushing and was second in receiving. Daniels averaged 4 yards per carry while totaling 923 yards on the ground and another 504 yards on 44 catches. His backmate Hewritt Dixon averaged 16.4 yards per reception and ran for 278 yards as well.

**DEFENSE:** Dave Grayson and Gus Otto each totaled over 80 tackles to lead the team as CB and LB. The top defensive linemen are Tom Keating and Ben Davidson. Keating totaled 21 hurries and 10 sacks this season with Davidson close behind. Ike Lassiter aided his linemates by leading the team in run stuffs with 12. Howie Williams and Warren Powers tied for the team lead with 5 interceptions as the Raiders picked off 23 passes this year.

**SPECIAL TEAMS:** Mike Eischeid was perfect on 40 extra points and made a 48 yard field goal during the season while going 18 for 32 on kicks. Rodger Bird is a decent punt returner averaging near 9 yards and Pervis Atkins averaged nearly 24 yards per kick return.



## #5 Seed- Buffalo Bills

**OFFENSE:** The trade that acquired George Blanda aided the Bills "balanced" offense in the passing game, but don't overlook backup QB Daryl Lamonica in the passing game. Showing their overwhelming balance, Wray Carlton and Bobby Burnett combined to run for over 1,600 yards, splitting the total almost 50-50 for the year. Similarly, Elbert Dubenion, Lionel Taylor, and Bobby Burnett split 139 catches evenly as well, and had important contributions from Paul Costa and Bobby Crockett. Billy Shaw led all lineman for the season in next generation blocking stats, and he opened more holes than any other player this season. The Bills line is solid, but Shaw is dominating.

**DEFENSE:** Tom Janik had 7 picks to lead a defense that intercepted 33 passes this season. Five defenders totaled more than 60 tackles, and three of those; Harry Jacobs, Mike Stratton, and Jack Tracey also had six sacks. The Bills totaled 79 hurries and 14 forced fumbles on the season as well while deflecting 67 passes in 1966. Ron McDole and Jim Dunaway lead a strong defensive line.

**SPECIAL TEAMS:** Butch Byrd and Ed Rutkowski split PR duties while Charlie Warner returns kickoffs. The Bills show some game breaking ability. George Blanda was 20 of 29 on field goals including a 53 yard kick and Paul Maguire had a net average of 33.3.



## #6 Seed- Chicago Bears

**OFFENSE:** The Bears are a run first team behind superstar Gale Sayers who led the Bears in both rushing and receiving this season. Sayers totaled 1,024 rushing yards at 4.4 yards per try and another 392 receiving yards. His combined 10 touchdowns led the Bears this season. Chicago's downfield threat is Jimmy Jones who averaged 19.3 yards per reception this season, but Mike Ditka is most likely their main receiving threat. The main problem in the Bear passing game is turnovers. Rudy Bukich threw 30 interceptions this season while tossing only 13 touchdowns. When Bukich throws the ball well, the Bears are hard to beat as he averages over 12 yards per completion, and he will have to avoid turnovers. Running Backs Ronnie Bull, Ralph Kurek and Jon Arnett will be vital to success.

**DEFENSE:** Joe Fortunato had 110 tackles and Dick Butkus added 84 for the Bear defense. Doug Atkins led the Bear defense with 19 pressures and 7 sacks. Dave Whitsell made 9 of the Bears 21 interceptions this season.

**SPECIAL TEAMS:** Jon Arnett is a safe punt returner who fair catches half the time. Gale Sayers is a dominant kickoff returner. Roger LeClerc hit 25 of 30 FGs with a long of 46 and 83 percent from over 40, which is very good. Bobby Joe Green also netted over 39 yards per punt in the strong special teams game for the Bears.







## PLAYOFF PREVIEW



### N.F.C. Playoff Preview

#### #1 Seed- Dallas Cowboys

**OFFENSE:** Dallas is a throw first offense behind Dandy Don Meredith and his 4,059 passing yards and his two superstar receivers Lance Alworth (74-1,422-15) and Bullet Bob Hayes (59-1,372-25). Dan Reeves leads the rushing game averaging nearly 5 yards per rush. Many backs play behind Reeves and have specialist roles within the Cowboy offense. This offensive line is balanced and strong, with Bob Talamini probably having the best year in an outstanding group.

**DEFENSE:** George Andrie tied for the league lead in sacks with 14, but Lamar Lundy and Bob Lilly each had more than 10. Dallas intercepted only 22 passes, but forced 30 fumbles on the season. The back seven of the Cowboys real strength is in pass deflections, as they knocked down 43 throws during the course of the year. Combining that with their 65 sacks and 65 pressures make for a tough day for most offenses.

**SPECIAL TEAMS:** Mel Renfro is a superstar kickoff return specialist averaging over 30 yards per return, and several Cowboys combined to average 8.7 yards per punt return this season as well. Danny Villanueva handles both the kicking and punting. His 37.5 net punting average is above average and he was a perfect 74 or 74 on extra points. Villanueva also went 19 of 24 on field goals this season with a long of 42. The Cowboys score many ways.



#### #2 Seed- Kansas City Chiefs

**OFFENSE:** Kansas City is a run first team but Len Dawson completed over 63% of his 199 throws this season with 25 scores and only 9 interceptions. The Chiefs ran the ball 556 times in 1966, split mostly between three backs, Dick Bass (248-1177-11), Mike Garrett (137-742-7) and Timmy Brown (87-290-0). Otis Taylor and Chris Burford are the main receiving threats, with Taylor averaging 26.1 yards per reception and 14 scores and Burford average 20.9 yards per catch and 8 scores. The offensive line is led by dominant bookend tackles Bob Brown and Jim Tyrer.

**DEFENSE:** The Chief defense was second in the league in points against, and is filled with big play makers. Kansas City intercepted 28 passes this season, with Johnny Robinson leading the way with 7 picks. They also forced 28 fumbles, with Bobby Bell leading the pack with 5 in his 103 tackles on the season. The defensive line of Jerry Mays, Gary Pettigrew, Buck Buchanan, and Floyd Peters combined for 48 hurries and 31 sacks.

**SPECIAL TEAMS:** Kansas City has the strongest overall special teams in the game. Jerrell Wilson netted 41.3 yards per punt. Mike Mercer made 32 of 37 field goals, including 80% success over 50 yards and 40 yards. Timmy Brown is a threat to score on every kickoff return and two players return punts.



## #3 Seed- Baltimore Colts

**OFFENSE:** John Unitas threw for 3,315 yards this season, including 27 scores to on 23 picks. The majority of Unitas' throws went to his three superb outside targets; Raymond Berry (50-875-9), John Mackey (49-844-11), and Jimmy Orr (44-882-7). Baltimore also possesses a solid ground game that is split between four runners: Tony Lorick, Tom Matte, Jerry Hill and Lenny Moore. Baltimore ran for 1,506 and 14 scores this season to even out the passing attack. The offensive line is decent, but struggled at times allowing 20 sacks this season. The star player here is G/T Jim Parker, who has played more tackle this season.

**DEFENSE:** The Colts intercepted 23 passes this season, including 7 by star DB Bobby Boyd. Baltimore's defensive line is a large reason for this success. Ordell Brasse led the team in sacks with 10, but was one of four lineman with at least 14 QB hurries. The Colts combined for 38 run stuffs and 30 forced fumbles in their strong defensive season that led to an 11-2-1 record.

**SPECIAL TEAMS:** David Lee boomed punts throughout the season for a 40.6 yard net average an several games averaging over 50 yards per punt. Lou Michaels is a strong kicker with a 76% rate and a long of 47. Lenny Moore is solid on kick returns as is Alvin Haymond on punt returns.




## #4 Seed- Boston Patriots

**OFFENSE:** Welcome to the best running attack in football. Jim Nance led the league in rushing with 1,776 yards on just 329 carries including 13 touchdowns, but the Patriots added 450 additional yards on the ground behind their dominating offensive line. The star players are their bookend tackles of Ron Mix and Tom Neville. Babe Parilli leads the passing game with his favorite targets being Gino Cappelletti who scored 13 touchdowns while gaining 1,029 on 38 catches and Art Graham who led the team with 55 catches for 909 yards and 7 more scores. Larry Garron and Jim Whalen also play valuable roles in the passing game for the Patriots.

**DEFENSE:** Jim Lee Hunt, Alex Karras, and Nick Buoniconti lead the defense in Boston. Buoniconti had a team leading 7 interceptions, 7 fumble recoveries, and 6 forced fumbles in his stellar season, while Hunt and Karras each had at least 14 quarterback hurries and 10 sacks this year.

**SPECIAL TEAMS:** Star WR Geno Cappelletti also leads the kicking game making 18 of 28 attempts this season including a 49 yarder and 96% of his extra point attempts. George Yewcic is out injured so George Chesser has taken over the punting duties. His net average of 31.4 yards is quite low, so he will have to pick it up in the playoffs until Yewcic gets back in time for the super bowl. The punt return game is poor, but Joe Bellino is a good kick returner.



## #5 Seed- St. Louis Cardinals

**OFFENSE:** After having QB injuries during the season, all are healthy. Carley Johnson is the best player here; he completed nearly 66% of his passes. Top targets are receivers Jackie Smith, Bobby Joe Conrad and Billy Gambrell. The main weapons on offense are running backs Johnny Roland and Prentice Gautt. Each back caught 20 passes this season while having strong seasons rushing the ball. Roland carried 203 times for 766 yards and 5 scores, while Gautt covered 476 yards on 121 rushes. Third running back Willis Crenshaw is another important option for this offense, who added 5 more scores in his 95 tries.

**DEFENSE:** Larry Wilson - enough said? It doesn't get better than him. League leading 11 interceptions with 3 pick sixes, second on team in tackles with 77. He is supported by a high pressure defensive line, 65 hurries and 41 sacks, and star OLB Larry Stallings with over 100 tackles this season. With 26 team interceptions, 29 forced fumbles, and 53 deflections, this defense is the strength of this team. Abe Woodson had 11 deflections and 7 picks.

**SPECIAL TEAMS:** Star TE Jackie Smith doubles as the teams punter with a net average of 33.5 y/a. Jim Bakken was 96% on extra points and 75% on field goals with a long of 47 and 80% rate over 40. Roy Shivers and Johnny Roland make up a strong return game.



## #6 Seed- New York Jets

**OFFENSE:** Joe Willie Namath passed for 40 TD while throwing for 3,818 yards. He does turn the ball over a lot with 25 interceptions, but he is the key to this offense. George Sauer scored 15 times in 61 catches gaining 1,193 yards with deep threat Don Maynard catching 48 passes for 1,137 yards and 12 scores. Pete Lammons is a dangerous weapon at tight end as well, with 39 catches and 7 touchdowns averaging 14.3 yards per catch. The rushing attack is led by Matt Snell, who was injured in week 14 but team doctors feel he will be ready for the playoffs. Snell carried 153 times gaining 601 yards and shared the backfield with Emerson Boozer who scored 5 times in 90 attempts.

**DEFENSE:** Johnny Sample had a good year leading the team in tackles with 91 and interceptions with 6. The Jet defense intercepted 20 passes this season but was able to deflect 55 more. They struggle a bit to pressure the quarterback, with 47 hurries and 33 sacks this season, numbers far below what many other playoff teams put up. The high powered Jet offense will have to carry a large load for New York to make a playoff run.

**SPECIAL TEAMS:** Jim Turner hit only 60% for the year, but has into the high 40s. TE Curly Johnson punts to a strong 40 yard net, and Emerson Boozer is a strong kick returner. Punt return game is average at best.







## MEL KIPER SR. SR. PRESENTS . . .

<b>1</b>		Miami (0-13-1). Complete rebuild underway. Need help everywhere on both sides. Best Player available most likely.	<b>13</b>		New York Jets (7-7-0). High level skill positions. Need OL depth. Help required at all levels of defense to ensure strength.
<b>2</b>		Denver (1-13-0). At least 2-3 years away from competing. Need help everywhere. Need long time star to build around.	<b>14</b>		Chicago (7-6-1). Desperate needs at QB and receiver. Some very strong defensive talent. Need lots of offensive help in many areas.
<b>3</b>		Detroit (1-13-0). Building up all skill areas of offense. Need lots of defensive depth as well. Best Player available here.	<b>15</b>		St. Louis (9-5-0). Playoff team with lots of talent on both sides of the ball and high level skill. Best Available player most likely picked here.
<b>4</b>		New York Giants (2-12-0). Need QB help desperately. Good receivers. Strong DBs. Need lots in all other areas.	<b>16</b>		Buffalo (9-5-0). Lamonica takes over offense which needs skill help. Strong defensive talent still around. Could use OL help in draft also.
<b>5</b>		Philadelphia (3-11-0). Could use help at receiver. Decent talent in other areas but all areas can use depth and upgrade.	<b>17</b>		Oakland (8-4-2). Quarterback a major priority. Strong in other skilled positions. Lots of star talent around the roster.
<b>6</b>		Los Angeles (4-10-0). Very close to playoff team. Super strong DL and LB depth. Looking to add piece toward Super Bowl.	<b>18</b>		San Francisco (8-4-2). Super strong offensive talent. Some superstar talent on offensive line. Most likely looking for help in back seven.
<b>7</b>		Atlanta (4-9-1). Offensive Line is huge need. Tommy Nobis could use a star to help him on defense as well. Need receivers.	<b>19</b>		Boston (10-3-1). Traded to Houston. Still in strong window for Super Bowls. Will look for depth in various areas.
<b>8</b>		Houston (5-9-0). Some superstars on team sprinkled throughout, but need a little help all over, especially receiver.	<b>20</b>		Green Bay (11-2-1). Traded to Philadelphia. Green Bay in Window for Super Bowls.
<b>9</b>		San Diego (5-9-0). Weak at RB. Need some OL help. Only 2 LB on roster. Need lots of front 7 help on defense.	<b>21</b>		Baltimore (11-2-1). VERY strong skill positions and offensive line. Defense strong as well. This is a Super Bowl favorite in 1967.
<b>10</b>		Washington (6-8-0). Very strong pass game. Could use some help at linebacker and offensive line. Many possibilities.	<b>22</b>		Kansas City (12-2-0). Traded to Philadelphia. Kansas City in window for Super Bowls.
<b>11</b>		Minnesota (7-7-0). Tremendous skill position and OL players. Need DT help and LB help. Very strong special teams.	<b>23</b>		Dallas (12-2-0). Traded to Denver. Dallas in window for Super Bowls.
<b>12</b>		Pittsburgh (7-7-0). Will need some help at offensive skill positions. Defense has some talent, so offense more likely.	<b>24</b>		Cleveland (14-0-0). Traded to Philadelphia. Cleveland in window for Super Bowls.

## 1967 DRAFT-FIRST ROUND PREVIEW

## League Leaders


--- Passing ---			
	<b>Meredith</b>	<b>Dal</b>	<b>129.1</b>
2	Dawson	KC	126.3
3	Nelsen	Pit	122.6
4	Ryan	Cle	104.5
5	Starr	GB	100.4
6	Parilli	Bos	98.5
7	Hadl	SD	95.5
8	Trull	Hou	94.2
9	Namath	NYJ	89.0
10	Flores	Oak	87.9


--- Rushing ---			
	<b>Nance</b>	<b>Bos</b>	<b>1776</b>
2	Bass	KC	1177
3	Kelly	Cle	1168
4	Sayers	Chi	1024
5	Daniels	Oak	923
6	Reeves	Dal	837
7	Brown	Min	813
8	Carlton	Buf	812
9	Willard	SF	811
10	Burnett	Buf	795

Receiving			
	<b>Taylor</b>	<b>Was</b>	<b>93</b>
2	Alworth	Dal	74
3	Mitchell	Was	72
4	Haynes	LA	68
5	Smith	Was	67
6	Frazier	Hou	62
7	Sauer	NYJ	61
8	Hayes	Dal	59
9	Hawkins	Atl	55
10	Graham	Bos	55

Scoring Non-Kickers			
	<b>Kelly</b>	<b>Cle</b>	<b>198</b>
2	Hayes	Dal	150
3	Taylor	Was	96
4	Alworth	Dal	90
5	Sauer	NYJ	90


Scoring Kickers			
	<b>Mercer</b>	<b>KC</b>	<b>148</b>
2	Villanueva	Dal	131
3	Clark	Pit	122
4	Gogolak	Was	114
5	LeClerc	Chi	104

Receiving Yards			
	<b>Taylor</b>	<b>Was</b>	<b>1518</b>
2	Alworth	Dal	1422
3	Hayes	Dal	1372
4	Mitchell	Was	1232
5	Sauer	NYJ	1193

Sacks			
	<b>Andrie</b>	<b>Dal</b>	<b>14</b>
2	Jones	LA	14
3	Lundy	Dal	13
4	Davis	GB	13
5	McGee	Pit	12

Interceptions			
	<b>Wilson</b>	<b>StL</b>	<b>11</b>
2	Duncan	SD	9
3	Whitsell	Chi	9
4	Shorter	Was	8
5	Fichtner	Cle	8

Tackles			
	<b>Brown</b>	<b>Den</b>	<b>131</b>
2	Wilcox	SF	111
3	Hopkins	Den	110
4	Reaves	Atl	110
5	Fortunato	Chi	110

Offense		
	<b>Dallas</b>	<b>41.2</b>
2	Cleveland	34.8
3	Kansas City	33.9
4	Green Bay	28.9
5	Buffalo	28.3

Defense		
	<b>Green Bay</b>	<b>12.0</b>
2	Kansas City	13.1
3	San Francisco	13.5
4	Cleveland	14.0
5	St. Louis	14.3

Power		
	<b>Kansas City</b>	<b>67.0</b>
2	Cleveland	66.0
3	Dallas	64.7
4	Green Bay	63.4
5	Boston	61.6

**Editorial** (This week—Playoff Predictions) **From the cheap seats with Tim Jrotter:** So . . . The playoffs are here. We are 11 game from finding out who wins Super Bowl I. Here is a NON-EXPERT View predicting the outcome of the festivities.

SF v Chi: 49ers over Bears 20-13. Bears passing game lets Chicago down.

Oak v Buf: Bills over Raiders 17-14. Buffalo defense makes big plays.

Bos v StL: Pats beat Cards 24-14. Patriots defense gets the offense into good field position, and Jim Nance doesn't let Larry Wilson dominate the game.

Bal v NYJ: Colts down Jets 34-17. Colts are better than Jets at all levels.

Cle v Buf: Browns beat Bills 34-20. Cleveland total offense is too much for solid Bills defense.

GB v SF: Pack outlast SF 24-13. Green Bay defense matches up too well for San Francisco to dominate time of possession, and their offense eventually scores too much.

Dal v Bos: Cowboys outscore Pats 34-21. Dallas passing offense too much.

KC v Bal: Chiefs over Colts 31-24. Very close game, but Chiefs eventually score too many points for Unitas to keep up.

Cle v GB: Browns fight of Pack 17-14. Browns have just too many weapons.

Dal v KC: Cowboys sweep Chiefs 38-28. Dallas wide receivers are a bad matchup for the Chiefs DBs, and they eventually score too many points for KC.

Cle v Dal: Browns squeak by Cowboys 27-24. Cleveland run game is too much in time of possession for Dallas. Forced to be one dimensional, turnovers decide game.

## Playoff/Offseason Schedule

Wild Card Week—March 28 to April 3

Divisional Week—April 4 to April 10

Conference Week—April 11 to April 17

Super Bowl Week—April 18 to April 25

Offseason Trade Window—March 28 to April 8

Cuts Window—April 11 to April 15

1967 Draft Begins—April 16

2 hour window begins—April 19

1 hour window begins—April 21

Goal for starting 1967—April 25 or 26.