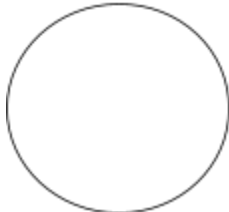
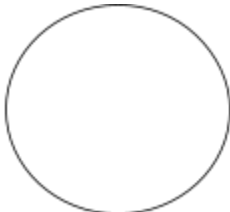
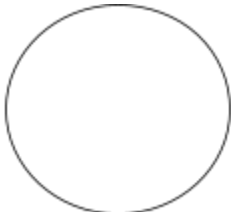
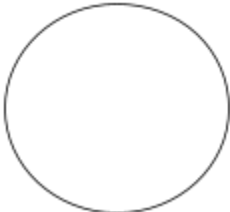
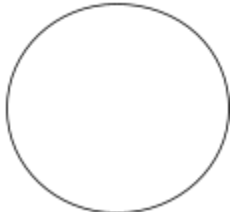
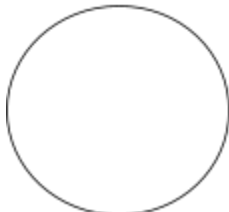
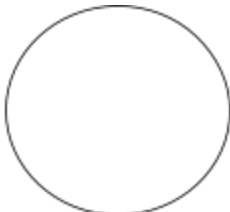
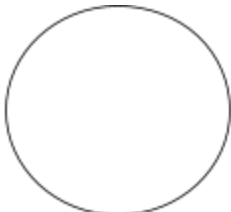
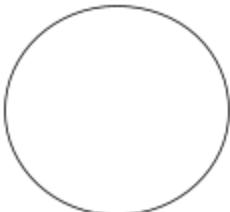
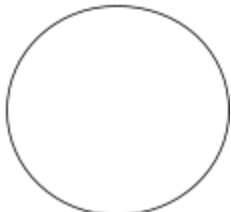


EMOTIONS CHEAT SHEET

Build a quick reference to expand your emotional vocabulary. For the emotions listed below, draw in the circle what a person having that emotion would look like, then underneath, describe what each emotion looks and feels like. To aid with the drawings, search for faces on the internet or in magazines that show how facial expressions differ with different emotions.

				
HAPPY	SAD	WORRIED	TIRED	EXCITED
				
ANGRY	ANNOYED	MAD	SILLY	STRESSED