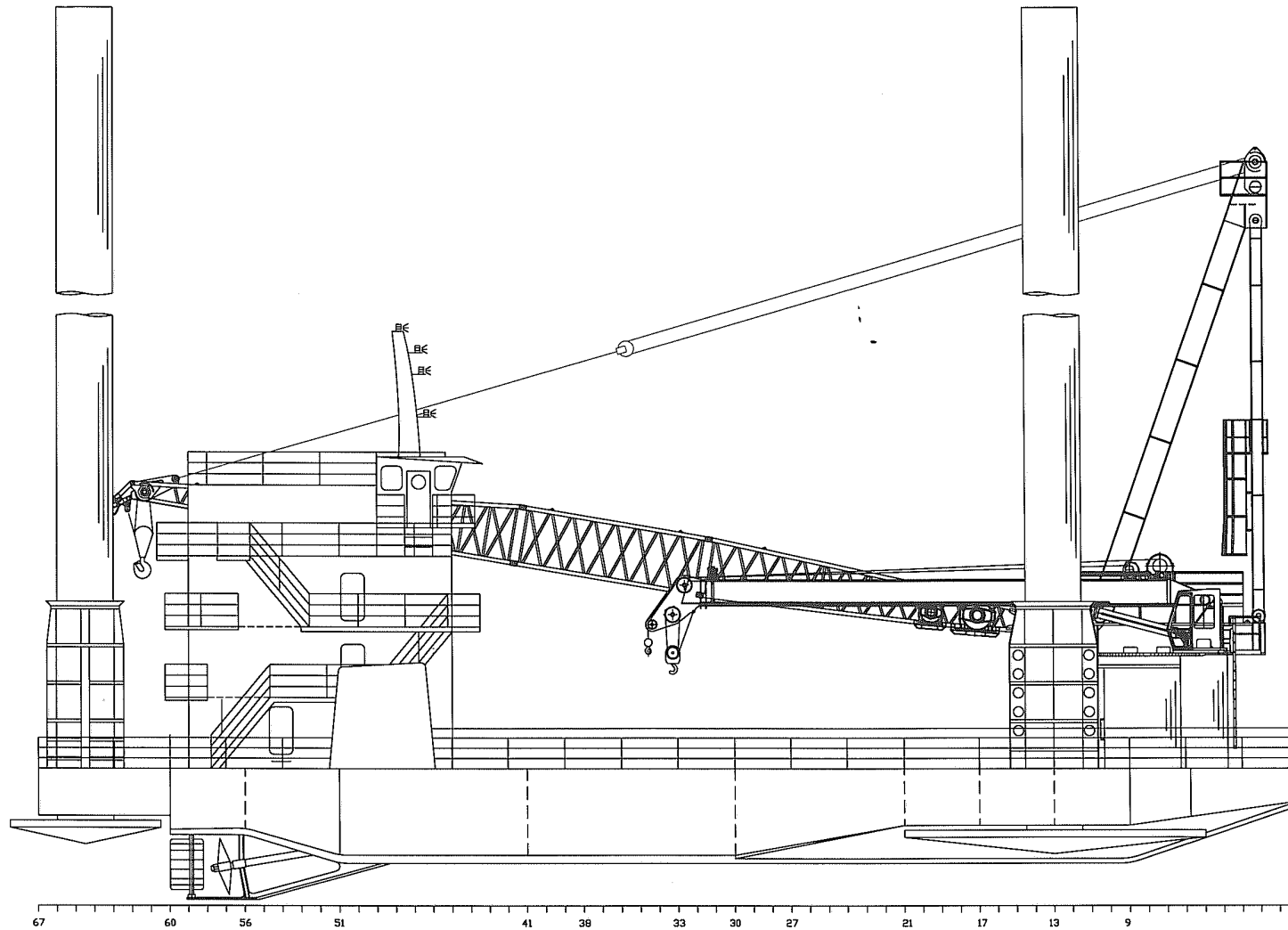


OFFSHORE MARINE CONTRACTORS INC. - LIFTBOAT SPECIFICATIONS

TOBIE EYMARD

CLASS 215

GENERAL		JACKING	
EMAIL	LBTOBIEEYMARD@GMAIL.COM	MAX WORKING WATER DEPTH	175'
TELEPHONE - CAPTAIN #1	985-772-6088	MIN WORKING WATER DEPTH	12'
TELEPHONE - CAPTAIN #2	337-252-3031	MAX HEIGHT OF DECK ABOVE MUD LINE (MINUS PENETRATION)	201
TELEPHONE - VIP #1	985-772-6089	MAX SEA CONDITIONS (JACKING UP OR DOWN)	5'
TELEPHONE - VIP #2	985-746-1129	JACKING SPEED	8' / MIN
OFFICIAL NUMBER	1246620	TOTAL JACKS	3
IMO	9667904	TOTAL JACKING RATING	1,761 LT
CALL SIGN	WDG8104	TOTAL HOLDING RATING	1,065 LT
FLAG PORT	NEW ORLEANS, LA	LEGS	
YEAR DELIVERED	2013	QUANTITY	3
BUILDER	MIF	LEG LENGTH	215'
DIMENSIONS		LEG DIAMETER	72"
LENGTH (OVERALL)	137'	SIZE	1"
WIDTH (OVERALL)	74'	LEG TOWER HEIGHT	14'
LENGTH (BARGE ONLY)	134'	WALL THICKNESS	0.75"
WIDTH (BARGE ONLY)	68'	MATERIAL	ASTM - A53
DEPTH	10'	LIVING QUARTERS	
DESIGN DRAFT	7.57'	CREW ACCOMMODATIONS	7
HULL CHARACTERISTICS		NON-CREW ACCOMMODATIONS INCLUDING VIP	36
TONNAGE	UNDER 200 TONS	TOTAL ACCOMMODATIONS	43
GROSS TONNAGE	180 TONS	VIP ACCOMMODATIONS	2
NET TONNAGE	122 TONS	CENTRAL A/C & HEATING	YES
CENTRAL DECK AREA	4,414 SQ FT	CLERK OFFICE	1
SIDE DECK AREA	670 SQ FT	LOUNGE	YES
USABLE DECK AREA	5,084 SQ FT	HEADS -- ALL LEVELS	YES
MAXIMUM DECK CARGO LOAD AFLOAT	700,000 LBS	GALLEY SEATS	24
PROPULSION		WASHERS / DRYERS	3 / 3
MAIN ENGINE		ELECTRONICS / NAVIGATING	
NUMBER	2	VHF RADIO	YES
MAKE	CATERPILLAR	LOUD HAILER	YES
MODEL	C 32	RADAR(S)	YES
HORSEPOWER	1,000	FATHOMETER	YES
REDUCTION GEAR	TWIN DISC 6.1	AIS	YES
GENERATORS		GPS/DGPS	YES
NUMBER	2	TILT ALARM	YES
MAKE	CATERPILLAR	COMPASS	YES
MODEL	C 6.6	V-SAT COMMUNICATION	YES
GENERATOR OUTPUT	175 KW	SSB	NO
AUX GENSET EQUIPPED	SAME	GMDSS	NO
CRANES		GAILTRONICS SYSTEM	NO
PRIMARY CRANE		CAPACITIES	
MAKE	RAM CRANE	FUEL	16,305 GAL
MODEL	RAM 175	LUBE OIL	118 GAL
LOAD RATING	175 TON	HYDRAULIC OIL	3,000 GAL
BOOM TYPE	LATTICE	SUBMERSIBLE PUMP	150 GPM X2
BOOM LENGTH	100'	WATERMAKER EQUIPPED	NO
CRANE INSTALLATION TYPE	PEDESTAL	POTABLE WATER	18,994 GAL
HEEL PIN HEIGHT	14'	REGULATORY CLASSIFICATION	
AUXILLIARY CRANE		USCG 46CFR SUBCHAPTER "L"	YES
MAKE	RAM CRANE	LLOYDS LOAD LINE	YES
MODEL	RAM 50	SPECIAL FEATURES	
LOAD RATING	50 TON	ZERO DISCHARGE CAPABILITY	YES
BOOM TYPE	TELESCOPING	MARINE SEWAGE TREATMENT SYSTEM	SEAHORSE
BOOM LENGTH	100'	AIR COMPRESSOR	2 - 80 GAL
CRANE INSTALLATION TYPE	PEDESTAL	CANTILEVER PINS	YES
HEEL PIN HEIGHT	10'	PERFORMANCE	
PADS		ESTIMATED SPEED	6 KTS
PAD LENGTH	32'	MAX SEA HEIGHT	5'
PAD WIDTH	16'	FUEL CONSUMPTION	
PAD DEPTH	2' 6"	MAIN ENGINE	50 GAL / HR
PAD LOADING	572 LT	GENERATOR	3 GAL / HR
DECK LOADING	500 LBS / SQ FT	PRIMARY CRANE	15 GAL / HR
		AUX CRANE	8 GAL / HR
		CRUISING	
		STAND BY	3 GAL / HR
		RUNNING CRANES	8 GAL / HR
		UNDERWAY	50 GAL / HR



GENERAL ARRANGEMENT MAIN DECK

SCALE 3/16" = 1'-0"

GENERAL INFORMATION

HULL LENGTH	120'-0"
HULL WIDTH	68'-0"
HULL DEPTH	10'-0"
LENGTH OVERALL	137'-0"
WIDTH OVERALL	74'-0"
FOOTING LENGTH	32'-0"
FOOTING WIDTH	16'-0"
FOOTING DEPTH	2'-6"
LEG LENGTH OVERALL	215'-0"
LEG DIAMETER	72"
LEG THICKNESS	1"
LEG MATERIAL	API 5L-X65
JACKS PER LEG	QTY TEN
JACKING RATING / JACK	65.75 S-TONS
HOLDING RATING / JACK	87.67 S-TONS
JACKING RATING / LEG	657.50 S-TONS
HOLDING RATING / LEG	876.7 S-TONS
TOTAL JACKS	QTY 30
TOTAL JACKING RATING	1972.5 S-TONS
TOTAL HOLDING RATING	2630.0 S-TONS
FUEL OIL CAPACITY	14,753 GAL
POTABLE WATER CAPACITY	18,992 GAL
JACKING HYDRAULIC OIL	3688 GAL
CRANE HYDRAULIC OIL	3714 GAL
ACCOMMODATION CREW	8 MEN
ACCOMMODATION VIP	2 MAN
ACCOMMODATION PACS	34 MEN
ACCOMMODATION TOTAL	44 MEN

REVISIONS

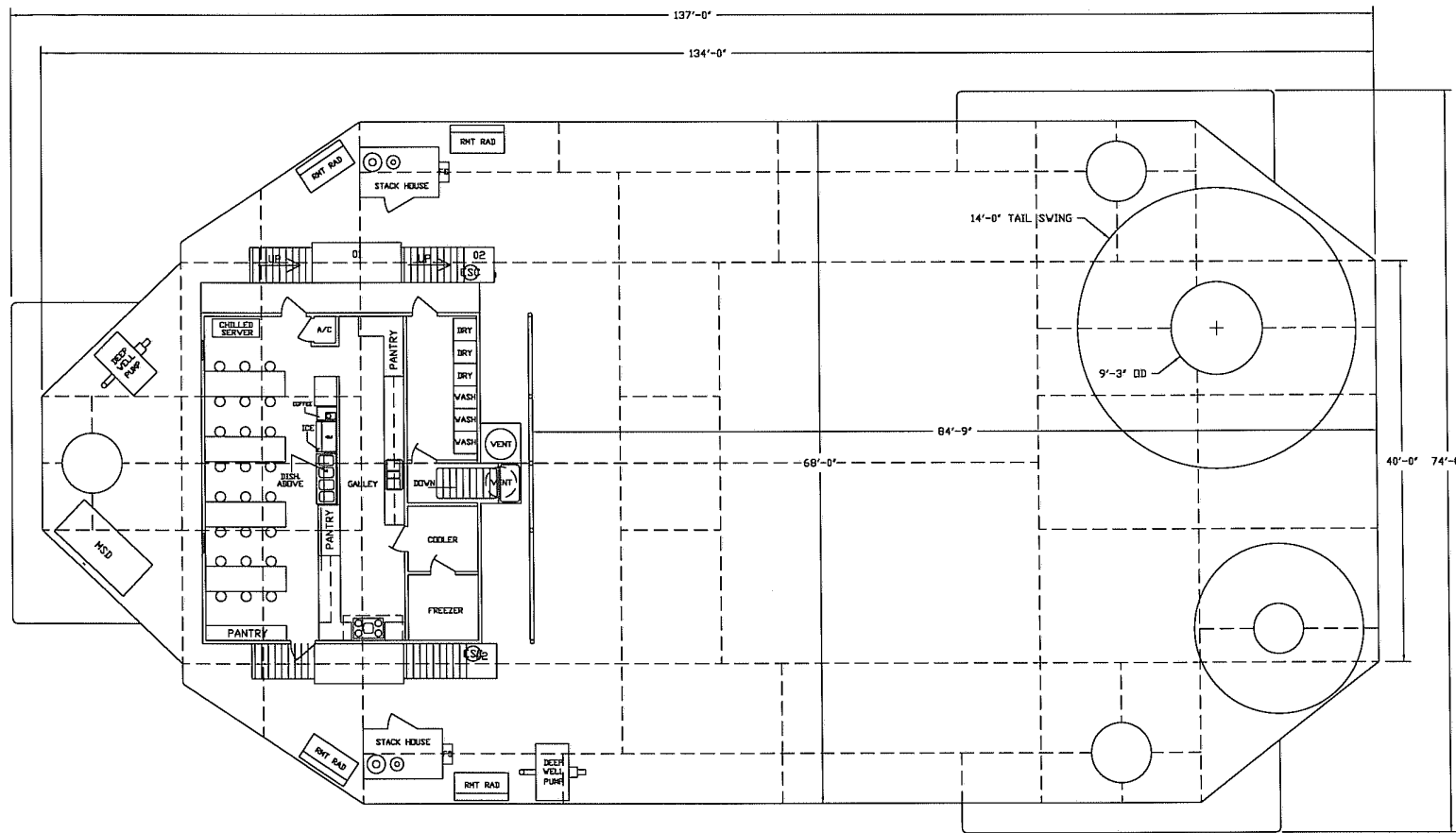
DYNAMICS MARINE, INC.
2483 LITTLE LANE - NE, WESSON, MS 39191
601-695-4363

MARINE INDUSTRIAL FABRICATION

DYNAMICS MARINE, INC. CLASS 215

CLASS 215 LIFTBOAT
GENERAL ARRANGEMENT MAIN DECK

DATE: 2MAR11	APPV:
BY: GILLY	NO: GA-03



GENERAL ARRANGEMENT MAIN DECK

SCALE 3/16" = 1'-0"


REVISIONS

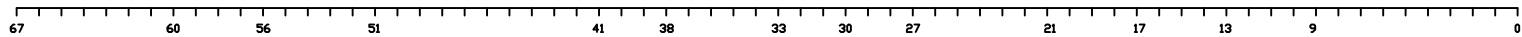
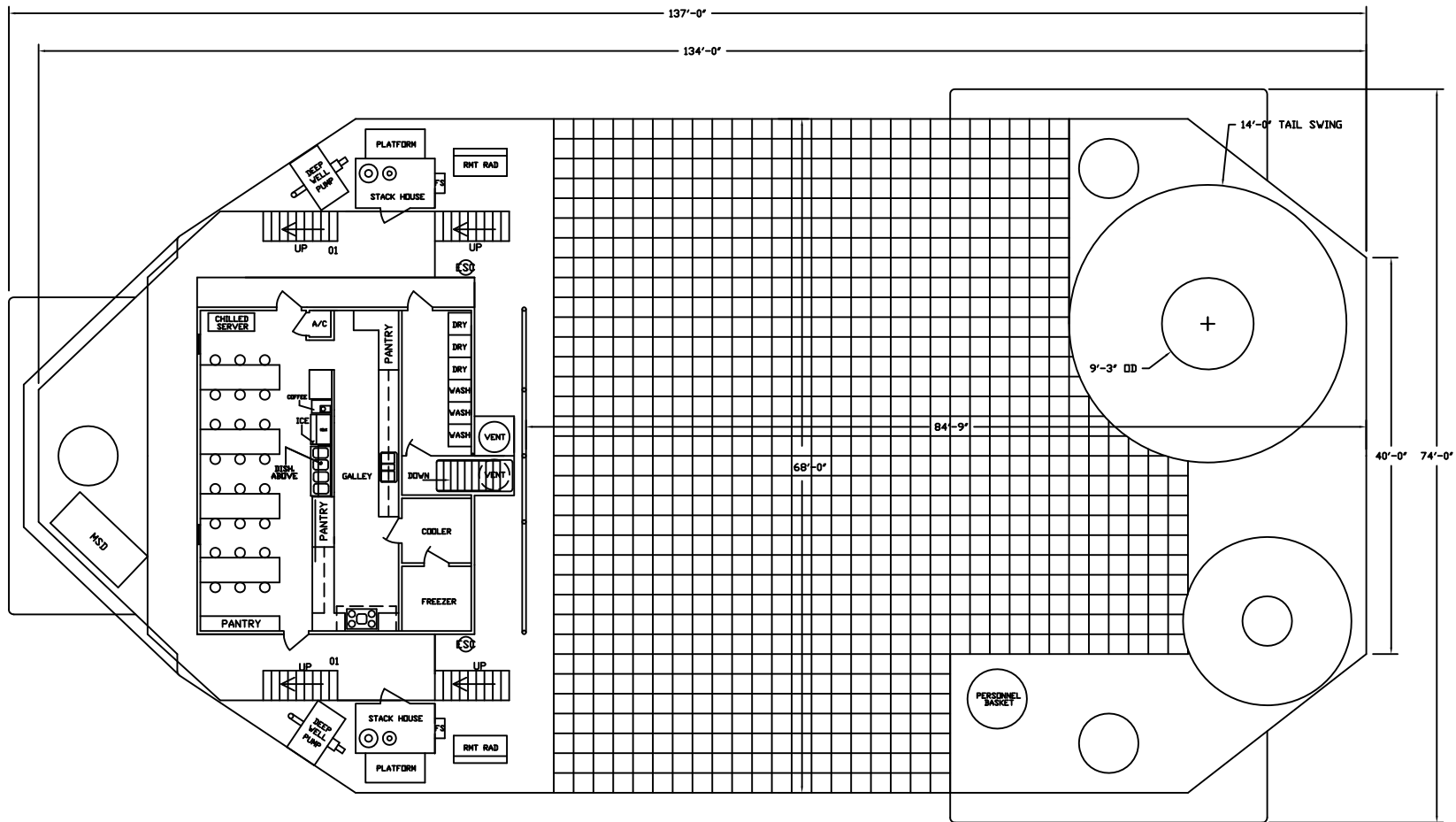
DYNAMICS MARINE, INC.
2483 LITTLE LANE - NE, WESSON, MS 39191
601-695-4363

MARINE INDUSTRIAL FABRICATION

DYNAMICS MARINE, INC. CLASS 215
CLASS 215 LIFTBOAT
GENERAL ARRANGEMENT MAIN DECK

DATE: 2MAR11 APPV:

BY: GILLY NO: GA-03 



GENERAL ARRANGEMENT MAIN DECK

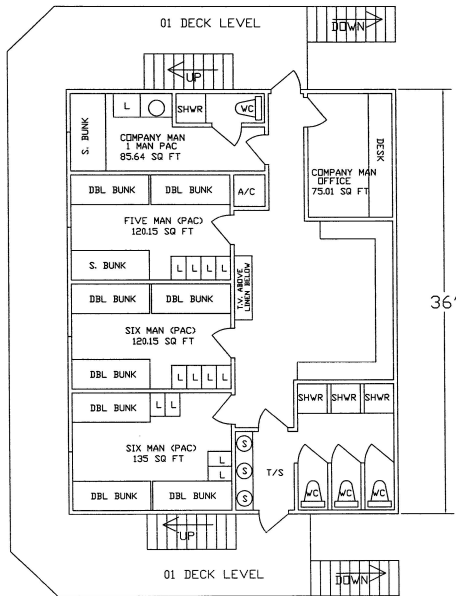
SCALE 3/16" = 1'-0"

DYNAMICS MARINE, INC.
2483 LITTLE LANE - NE, WESSON, MS 39191
601-695-4363

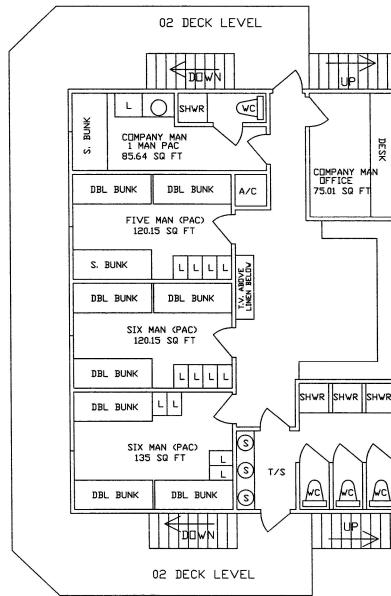
MARINE INDUSTRIAL FABRICATION

OFFSHORE MARINE CONTRACTORS
CLASS 215 LIFTBOAT
GENERAL ARRANGEMENT MAIN DECK

DATE: 2MAR11	APPV:
BY: GILLY	NO: GA-03

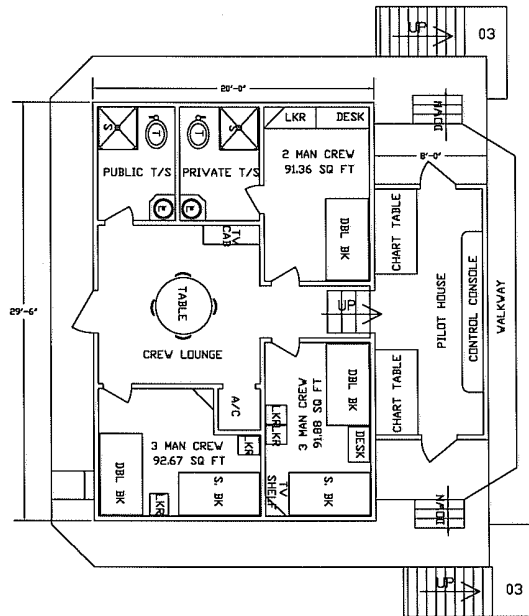


GENERAL ARRANGEMENT 01 LEVEL
SCALE 1/4" = 1'-0"

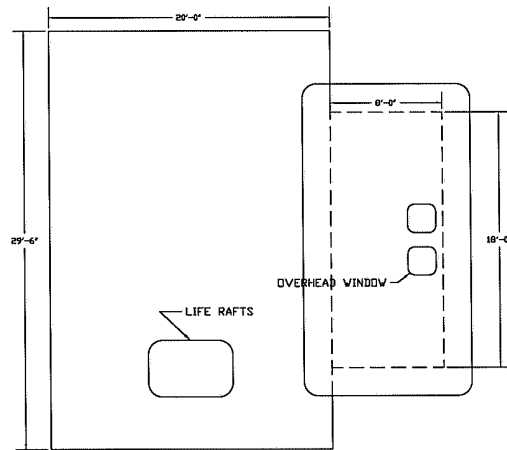


GENERAL ARRANGEMENT 02 LEVEL
SCALE 1/4" = 1'-0"

REVISIONS	
DYNAMICS MARINE, INC. 2483 LITTLE LANE - NE, WESSON, MS 39191 601-698-4263	
MARINE INDUSTRIAL FABRICATION	
DYNAMICS MARINE, INC. CLASS 215	
CLASS 215 LIFTBOAT	
GENERAL ARRANGEMENT 01 AND 02 DECKS	
DATE: 20NOV13	APPV:
BY: GILLY	INR: GA-04



GENERAL ARRANGEMENT 03 LEVEL
SCALE 1/4" = 1'-0"



GENERAL ARRANGEMENT 04 LEVEL
SCALE 1/4" = 1'-0"

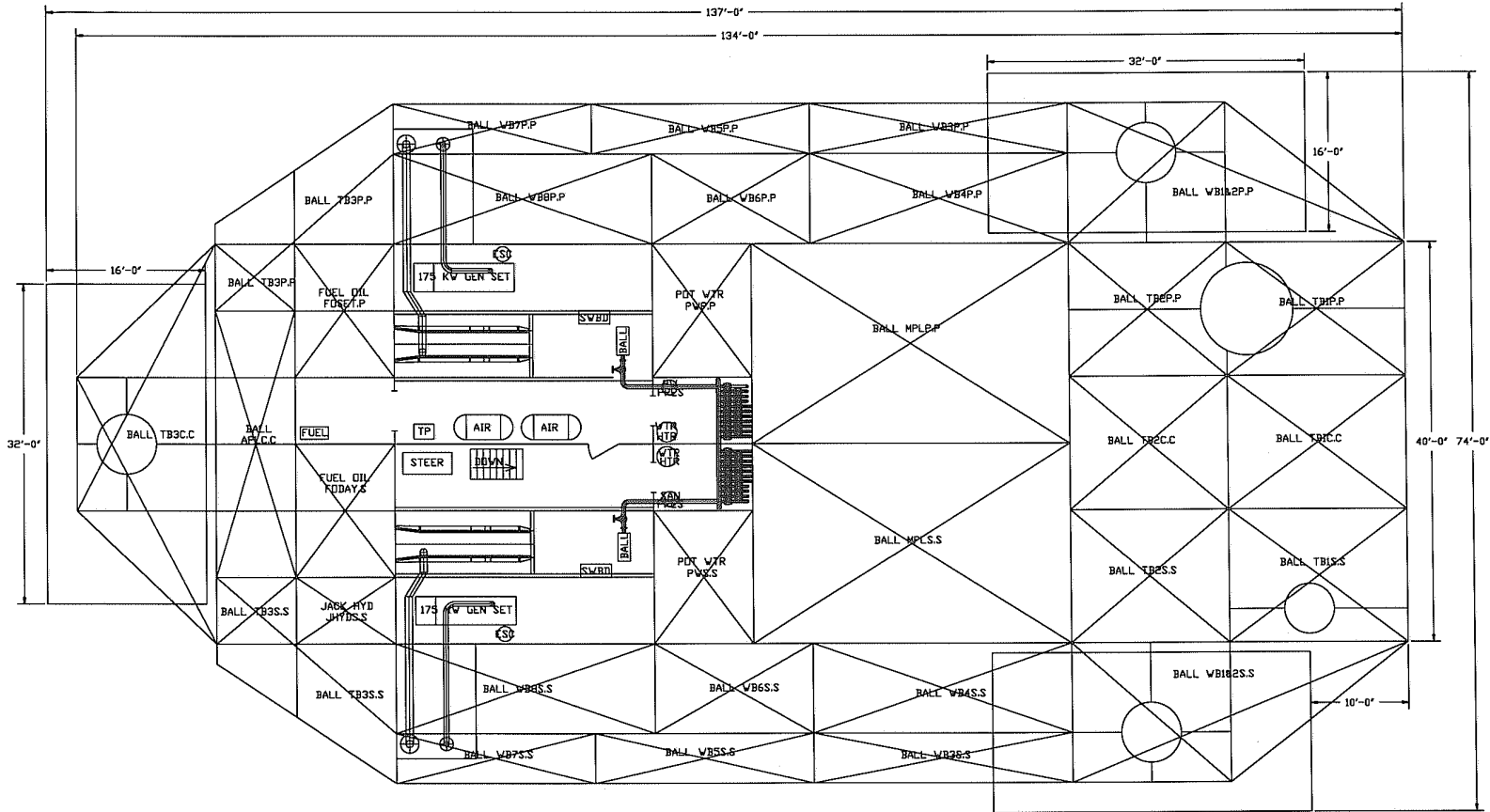
REVISIONS

DYNAMICS MARINE, INC.
2483 LITTLE LANE - NE, WESSON, MS 39191
601-695-4363

MARINE INDUSTRIAL FABRICATION

DYNAMICS MARINE, INC. CLASS 215
CLASS 215 LIFTBDAT
GENERAL ARRANGEMENT 04, 05, & 06 DECKS

DATE: 2MAR11	APPV:
BY: GILLY	NO: GA-05



GENERAL ARRANGEMENT HOLD

SCALE 3/16" = 1'-0"

REVISIONS

DYNAMICS MARINE, INC.
2483 LITTLE LANE- NE, WESSON, MS 39191
601-695-4363

MARINE INDUSTRIAL FABRICATION

DYNAMICS MARINE, INC. CLASS 215

CLASS 215 LIFTBOAT
GENERAL ARRANGEMENT HOLD

DATE: 2MAR11 APPV:

BY: GILLY NO: GA-02

**MAIN HOIST
RAM 175 TON 120 FT BOOM
MAXIMUM SAFE WORKING LOAD
" TOBIE EYMARD "
Serial No. 175-020-3372**

Main Hoist BOOM RADIUS (ft)	Main Hoist BOOM ANGLE (degrees)	Main Hoist ONBOARD RATING (X 1000 lbs)	Main Hoist OFFBOARD RATING (X 1000 lbs)	AUX Hoist OFFBOARD RATING (X 1000 lbs)
30	80	350.000	233.333	18.000
35	78	350.000	233.333	18.000
40	75	349.200	232.800	18.000
45	73	309.900	206.600	18.000
50	70	276.500	184.333	18.000
55	68	250.000	166.667	18.000
60	65	227.400	151.600	18.000
65	63	207.900	138.600	18.000
70	60	191.500	127.667	18.000
75	57	176.900	117.933	18.000
80	54	163.600	109.067	18.000
85	51	151.400	100.933	18.000
90	48	140.100	93.400	18.000
95	44	123.800	82.533	18.000
100	41	114.100	76.067	18.000
105	37	104.600	69.733	18.000
110	32	95.300	63.533	18.000
115	27	85.900	57.267	18.000
120	21	75.700	50.467	18.000
125	12	62.900	41.933	18.000
127	0	50.700	33.800	18.000

AUXILIARY HOIST

- MAXIMUM SAFE ONBOARD/OFFBOARD WORKING LOAD 18,000 LBS AT ALL RADII.
- PERSONNEL RATING ALL RADII. 3,500 LBS
- PERSONNEL HANDLING MAX. WAVE HEIGHT 6 FT

BASIS OF RATING:

- LOAD CHART BASED ON DEFAULT DYNAMIC METHOD
- MAIN HOIST PERSONNEL RATING ALL RADII. 3,500 LBS
- MAIN HOIST OFFBOARD MAX. WAVE HEIGHT 2.33 FT
- LOAD CHART RADIUS MEASURED FROM CENTER OF ROTATION TO CENTER OF GRAVITY OF LOAD.
- ONBOARD RATINGS ARE FOR LIFTING AND LANDING LOADS ON THE PLATFORM.
- OFFBOARD RATINGS ARE FOR LIFTING AND LANDING LOADS ON A FLOATING VESSEL.
- RATING DOES NOT INCLUDE WEIGHT OF SLINGS AND RIGGING
- LOAD CHART RADIUS FROM CENTER OF ROTATION
TO CENTER OF GRAVITY OF LOAD

**MAIN HOIST
RAM 50 TON 100 FT BOOM
FULLY EXTENDED
MAXIMUM SAFE WORKING LOAD
"Tobie Eymard "**

BOOM RADIUS (ft)	BOOM ANGLE (degrees)	ONBOARD RATING (X 1000 lbs)	OFFBOARD RATING (X 1000 lbs)
15	82	38.953	25.969
20	79	34.666	23.111
25	76	31.351	20.901
30	73	28.581	19.054
35	70	26.213	17.475
40	67	24.285	16.190
45	64	22.635	15.090
50	60	21.182	14.121
55	57	19.942	13.295
60	53	18.850	12.567
65	50	17.185	11.457
70	46	15.541	10.361
75	41	14.197	9.465
80	37	12.891	8.594
85	31	11.659	7.773
90	25	10.334	6.889
95	16	9.160	6.107
99	1	8.452	5.635

AUXILIARY HOIST

- ONBOARD MAXIMUM SAFE WORKING LOAD 6,800 LBS AT ALL RADII.
- PERSONNEL RATING ALL RADII. 2,300 LBS
- PERSONNEL HANDLING MAX. WAVE HEIGHT 6 FT

BASIS OF RATING:

- LOAD CHART BASED ON DEFAULT DYNAMIC METHOD
- MAIN HOIST PERSONNEL RATING ALL RADII. 3,500 LBS
- MAIN HOIST OFFBOARD MAX. WAVE HEIGHT 4.7 FT
- ONBOARD RATINGS ARE FOR LIFTING AND LANDING LOADS ON THE PLATFORM.
- OFFBOARD RATINGS ARE FOR LIFTING AND LANDING LOADS ON A FLOATING VESSEL.
- RATING DOES NOT INCLUDE WEIGHT OF SLINGS AND RIGGING
- LOAD CHART RADIUS FROM CENTER OF BOOM HEEL PIN TO CENTER OF GRAVITY OF LOAD

**MAIN HOIST
RAM 50 TON 58 FT BOOM
FULLY RETRACTED
MAXIMUM SAFE WORKING LOAD
Tobie Eymard**

BOOM RADIUS (ft)	BOOM ANGLE (degrees)	ONBOARD RATING (X 1000 lbs)	OFFBOARD RATING (X 1000 lbs)
9	81	100.000	66.667
10	80	100.000	66.667
15	75	100.000	66.667
20	69	84.687	56.458
25	64	67.888	45.259
30	58	54.639	36.426
35	52	45.141	30.094
40	46	38.051	25.367
45	38	32.529	21.686
50	29	28.088	18.725
55	14	24.499	16.333
57	1	23.534	15.689
0	0	0.000	0.000

AUXILIARY HOIST

- MAXIMUM SAFE WORKING LOAD 6,800 LBS AT ALL RADII.
- PERSONNEL RATING ALL RADII. 2,300 LBS
- PERSONNEL HANDLING MAX. WAVE HEIGHT 6 FT

BASIS OF RATING:

- LOAD CHART BASED ON DEFAULT DYNAMIC METHOD
- MAIN HOIST PERSONNEL RATING ALL RADII. 3,500 LBS
- MAIN HOIST OFFBOARD MAX. WAVE HEIGHT 4.7 FT
- ONBOARD RATINGS ARE FOR LIFTING AND LANDING LOADS ON THE PLATFORM.
- OFFBOARD RATINGS ARE FOR LIFTING AND LANDING LOADS ON A FLOATING VESSEL.
- RATING DOES NOT INCLUDE WEIGHT OF SLINGS AND RIGGING
- LOAD CHART RADIUS FROM CENTER OF BOOM HEEL PIN TO CENTER OF GRAVITY OF LOAD