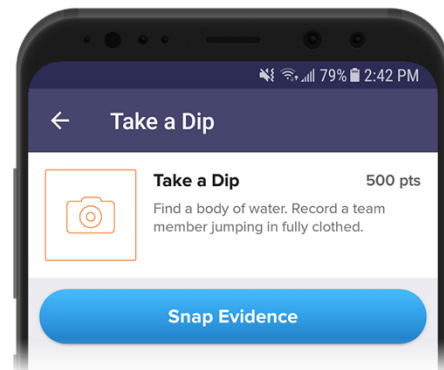
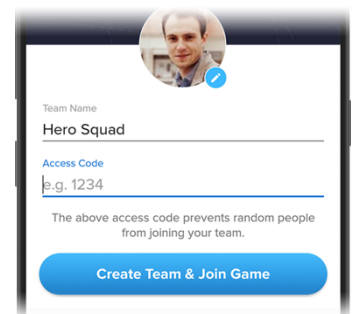
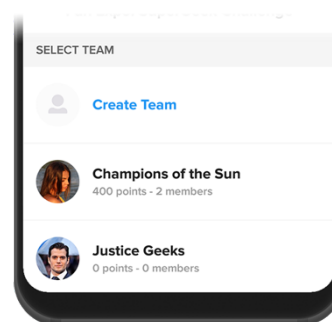
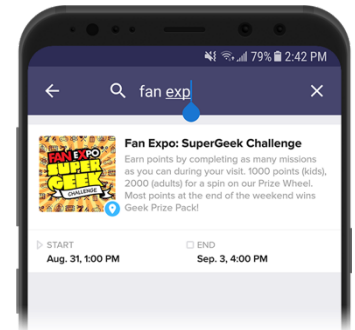
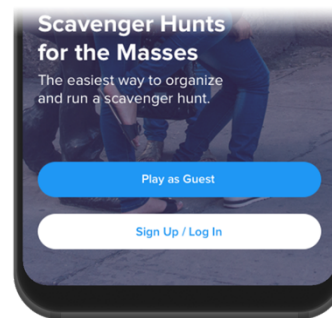



1. Download the GooseChase Android or iPhone app.
2. Choose to play as a guest; or register for a personal account with an email, username, and password of your choice.
3. Tap the search icon, enter the name of the game below, and select the game.



Our Game Name:
HCHS Open House 2020

4. Enter your player name. We ask that you write your first name, last name, and the abbreviation for the school you currently attend. Example: JaneS- HCHS.
5. We can't give out prizes if we don't know who you are!
6. Once in the game, you'll be presented with the missions you are attempting to complete. Mission types can include Photo, Video, or Text. To complete a mission, select it from the list and hit the "Snap Evidence" button.





7. Make sure you're completing missions accurately! (e.g. "take a picture with a zebra" means take a picture with a real zebra, not next to a zebra on a computer screen).

Your game organizer can deduct points if your submission falls short.

Bonus points can also be awarded to missions accomplished in extraordinary fashion!

8. Using the navigation tabs, you can keep track of how you are doing via the activity feed and the leaderboard, see notifications from the game organizer or review (and resubmit) your previous submissions.
9. The game starts **Sunday, November 8th at 12PM** and ends **Sunday, November 15 at 12PM**. The winner will be announced on the following Monday.
10. Most importantly, Have fun!

