

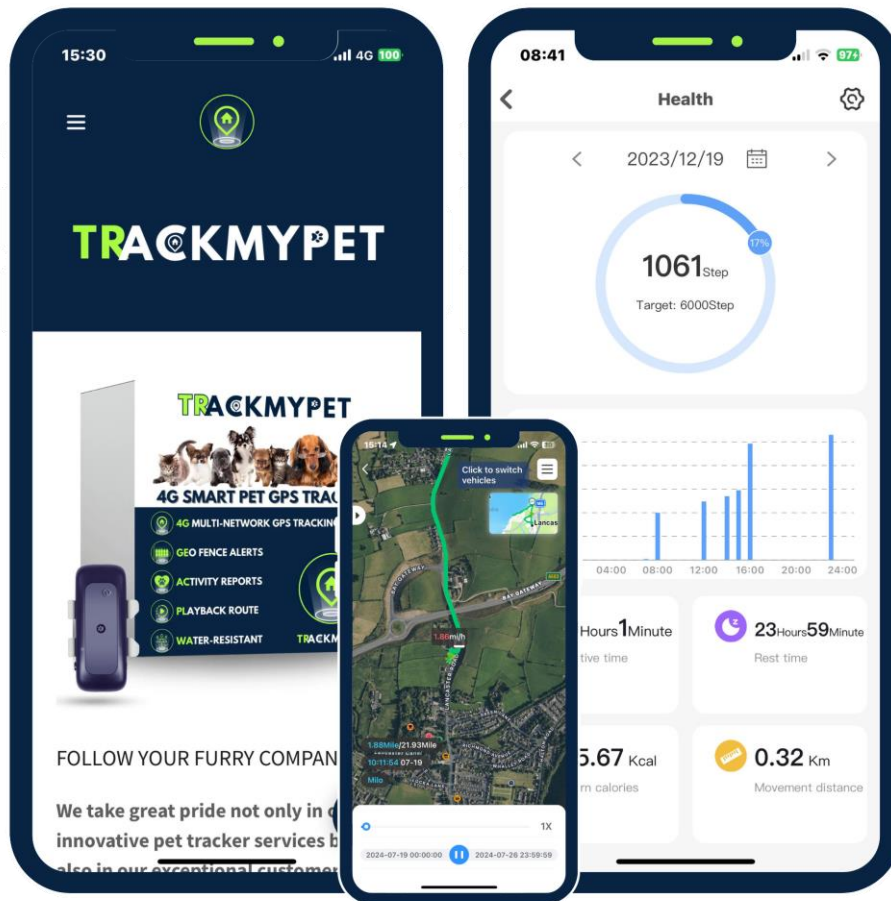


SMART GPS POSITIONING PET TRACKER MODEL S26-L GETTING STARTED GUIDE



INFORMATION

1. Please comply with local laws and regulations to use the S26-L Pet tracker. Always protect user's privacy. The GPS pet tracker can be used for pet security anti-lost tracking only.
2. To protect your privacy, please don't share your S26-L device ID number/password.
3. The GPS Pet tracker needs to communicate with your local telecom operators via multiple network 4G networks. There may be some slight communication delays in low signal coverage areas.

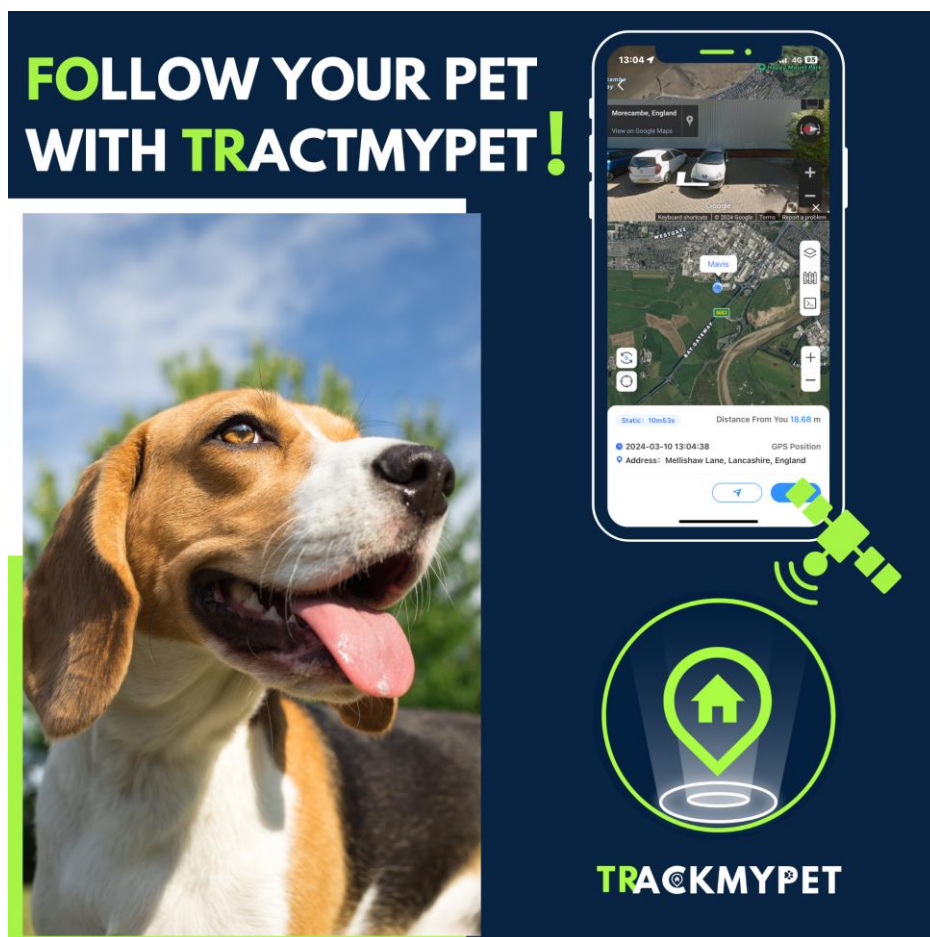


GETTING STARTED

Once you have purchased your pet tracker and have the tracker with you, follow the steps below.

1. Go to <https://trackmypet.uk>
2. Activate your 4G pet tracker**
3. Subscribe to your preferred plan
4. Download the mobile APP

**** Activation & Subscription usually takes up to 1-2 hours but sometimes can be up to 12 hours due to technical support – you will receive an email once activated**



Step 2 – Activate pet tracker –
<https://trackmypet.uk/activate-tracker>

Step 3 – Subscribe to your preferred plan –
www.trackmypet.uk/subscribe

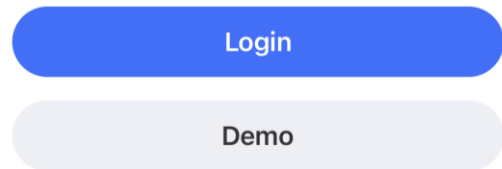


Step 4 - Download the mobile APP –

www.trackmypet.uk/mobile-app

Android/iOS: Search WhatsGPS

PC Tracking: www.whatsgps.com



Other login methods



Method A – 1. Press the “Other login methods”

2. Point your phone camera at the device ID Barcode on the package box for automatic login

Method B – Manually input the device ID and password

Login ID: Device ID (Printed on the tracker + box)

Device password: Last 6 digits of device ID number

Once you have activated the SIM & chosen your subscription, please allow some time for the SIM to activate and to seek GPS satellites.

Step 5 – Turn ON your S26-L pet tracker



- Using the magnetic USB cable supplied, charge the S26-L Pet tracker for 1-1.5 hour before use
- Once the pet tracker is fully charged, the red charging light will turn off
- Power ON – Press power button once (1 bleep)
- Power OFF – Press power button for 5 seconds until you hear 2 bleeps and then release power button

After the S26-L Pet tracker has been powered on for 5 minutes, please check the following conditions

LED light	Function	Solid light	Flashing light
Red	Battery level	Charging	n/a
Yellow	GSM signal	Network communication enabled	Searching Network
Blue	GPS Signal	GPS Connected & online	Searching GPS

When the S26-L pet tracker yellow & blue LED's are illumined solid, your pet tracker is online and ready to be tracked!

Please note – The indicator lights will turn off to save battery charge. The pet tracker will remain communicating with GPS while a data signal is present.

Trackmypet S26-L pet tracker features

- ✓ Multi network 4G IoT SIM Included
- ✓ GPS satellite positioning mode: GPS/BDS/LBS/AGPS
- ✓ AGPS auxiliary positioning to speed up positioning
- ✓ Supports multiple working modes: Real-time mode, Normal mode, Power saving mode, Ultra power saving mode
- ✓ Built-in high-sensitivity GSENSOR sensor, supporting vibration alarm
- ✓ Supports remote OTA upgrade
- ✓ Remote switch operation on/off/restart
- ✓ Data supplementary transmission in blind areas
- ✓ Single/multiple-fence alarm notifications
- ✓ IP65 water-resistant design
- ✓ GPS location accuracy: Within 10 meters outdoor (affected by environmental conditions)
- ✓ Wi-Fi location accuracy: Within 50 meters
- ✓ LBS location accuracy: Above 100 meters
- ✓ Working temperature: -20°C ~ 70°C
- ✓ Working humidity: 20% ~ 80%
- ✓ Dimensions: 75.8mm*37.6mm*19mm
- ✓ Net weight 42g (without packing and accessories)
- ✓ Battery: 700MAh long duration battery

If you experience any issues with your new pet tracker, please contact customer support to resolve any issue you may have.

Support@trackmypet.uk