












# Wyoming Career and Technical Education Outcomes Selected CTE Programs

## Class of 2024 - One Year Post Graduation

Career and technical education (CTE) provides students with the skills, knowledge, and experiences necessary to enter the labor market. This figure highlights Wyoming employment outcomes<sup>1</sup> for nine leading workforce areas<sup>2</sup> for Associate's Degrees awarded by Wyoming Community Colleges.

 <p><b>Registered Nursing, Nursing Administration, Nursing Research and Clinical Nursing</b> CIP Code 51.38</p> <table border="1" data-bbox="110 592 505 863"> <thead> <tr> <th colspan="2">Degrees Awarded</th> </tr> </thead> <tbody> <tr> <td colspan="2" style="text-align: center;"><b>269</b></td> </tr> <tr> <th>Employed in WY</th> <th>WY Median Salary</th> </tr> <tr> <td style="text-align: center;"><b>68.0%</b></td> <td style="text-align: center;"><b>\$71,937</b></td> </tr> </tbody> </table>	Degrees Awarded		<b>269</b>		Employed in WY	WY Median Salary	<b>68.0%</b>	<b>\$71,937</b>	 <p><b>Precision Metal Working</b> CIP Code 48.05</p> <table border="1" data-bbox="613 592 1008 863"> <thead> <tr> <th colspan="2">Degrees Awarded</th> </tr> </thead> <tbody> <tr> <td colspan="2" style="text-align: center;"><b>71</b></td> </tr> <tr> <th>Employed in WY</th> <th>WY Median Salary</th> </tr> <tr> <td style="text-align: center;"><b>52.1%</b></td> <td style="text-align: center;"><b>\$52,114</b></td> </tr> </tbody> </table>	Degrees Awarded		<b>71</b>		Employed in WY	WY Median Salary	<b>52.1%</b>	<b>\$52,114</b>	 <p><b>Allied Health Diagnostic, Intervention, and Treatment Professions</b> CIP Code 51.09</p> <table border="1" data-bbox="1117 592 1511 863"> <thead> <tr> <th colspan="2">Degrees Awarded</th> </tr> </thead> <tbody> <tr> <td colspan="2" style="text-align: center;"><b>54</b></td> </tr> <tr> <th>Employed in WY</th> <th>WY Median Salary</th> </tr> <tr> <td style="text-align: center;"><b>63.0%</b></td> <td style="text-align: center;"><b>\$77,268</b></td> </tr> </tbody> </table>	Degrees Awarded		<b>54</b>		Employed in WY	WY Median Salary	<b>63.0%</b>	<b>\$77,268</b>
Degrees Awarded																										
<b>269</b>																										
Employed in WY	WY Median Salary																									
<b>68.0%</b>	<b>\$71,937</b>																									
Degrees Awarded																										
<b>71</b>																										
Employed in WY	WY Median Salary																									
<b>52.1%</b>	<b>\$52,114</b>																									
Degrees Awarded																										
<b>54</b>																										
Employed in WY	WY Median Salary																									
<b>63.0%</b>	<b>\$77,268</b>																									
 <p><b>Business Administration, Management and Operations</b> CIP Code 52.02</p> <table border="1" data-bbox="110 1066 505 1337"> <thead> <tr> <th colspan="2">Degrees Awarded</th> </tr> </thead> <tbody> <tr> <td colspan="2" style="text-align: center;"><b>53</b></td> </tr> <tr> <th>Employed in WY</th> <th>WY Median Salary</th> </tr> <tr> <td style="text-align: center;"><b>49.1%</b></td> <td style="text-align: center;"><b>\$43,823</b></td> </tr> </tbody> </table>	Degrees Awarded		<b>53</b>		Employed in WY	WY Median Salary	<b>49.1%</b>	<b>\$43,823</b>	 <p><b>Dental Support Services and Allied Professions</b> CIP Code 51.06</p> <table border="1" data-bbox="613 1066 1008 1337"> <thead> <tr> <th colspan="2">Degrees Awarded</th> </tr> </thead> <tbody> <tr> <td colspan="2" style="text-align: center;"><b>41</b></td> </tr> <tr> <th>Employed in WY</th> <th>WY Median Salary</th> </tr> <tr> <td style="text-align: center;"><b>36.6%</b></td> <td style="text-align: center;"><b>\$62,618</b></td> </tr> </tbody> </table>	Degrees Awarded		<b>41</b>		Employed in WY	WY Median Salary	<b>36.6%</b>	<b>\$62,618</b>	 <p><b>Heavy/Industrial Equipment Maintenance Technologies/Technicians</b> CIP Code 47.03</p> <table border="1" data-bbox="1117 1066 1511 1337"> <thead> <tr> <th colspan="2">Degrees Awarded</th> </tr> </thead> <tbody> <tr> <td colspan="2" style="text-align: center;"><b>25</b></td> </tr> <tr> <th>Employed in WY</th> <th>WY Median Salary</th> </tr> <tr> <td style="text-align: center;"><b>56.0%</b></td> <td style="text-align: center;"><b>\$92,329</b></td> </tr> </tbody> </table>	Degrees Awarded		<b>25</b>		Employed in WY	WY Median Salary	<b>56.0%</b>	<b>\$92,329</b>
Degrees Awarded																										
<b>53</b>																										
Employed in WY	WY Median Salary																									
<b>49.1%</b>	<b>\$43,823</b>																									
Degrees Awarded																										
<b>41</b>																										
Employed in WY	WY Median Salary																									
<b>36.6%</b>	<b>\$62,618</b>																									
Degrees Awarded																										
<b>25</b>																										
Employed in WY	WY Median Salary																									
<b>56.0%</b>	<b>\$92,329</b>																									
 <p><b>Vehicle Maintenance and Repair Technologies/Technicians</b> CIP Code 47.06</p> <table border="1" data-bbox="110 1539 505 1810"> <thead> <tr> <th colspan="2">Degrees Awarded</th> </tr> </thead> <tbody> <tr> <td colspan="2" style="text-align: center;"><b>24</b></td> </tr> <tr> <th>Employed in WY</th> <th>WY Median Salary</th> </tr> <tr> <td style="text-align: center;"><b>58.3%</b></td> <td style="text-align: center;"><b>\$57,176</b></td> </tr> </tbody> </table>	Degrees Awarded		<b>24</b>		Employed in WY	WY Median Salary	<b>58.3%</b>	<b>\$57,176</b>	 <p><b>Electrical/Electronics Maintenance and Repair Technologies/Technicians</b> CIP Code 47.01</p> <table border="1" data-bbox="613 1539 1008 1810"> <thead> <tr> <th colspan="2">Degrees Awarded</th> </tr> </thead> <tbody> <tr> <td colspan="2" style="text-align: center;"><b>23</b></td> </tr> <tr> <th>Employed in WY</th> <th>WY Median Salary</th> </tr> <tr> <td style="text-align: center;"><b>69.6%</b></td> <td style="text-align: center;"><b>\$87,608</b></td> </tr> </tbody> </table>	Degrees Awarded		<b>23</b>		Employed in WY	WY Median Salary	<b>69.6%</b>	<b>\$87,608</b>	 <p><b>Fire Protection</b> CIP Code 43.02</p> <table border="1" data-bbox="1117 1539 1511 1810"> <thead> <tr> <th colspan="2">Degrees Awarded</th> </tr> </thead> <tbody> <tr> <td colspan="2" style="text-align: center;"><b>19</b></td> </tr> <tr> <th>Employed in WY</th> <th>WY Median Salary</th> </tr> <tr> <td style="text-align: center;"><b>63.2%</b></td> <td style="text-align: center;"><b>\$66,828</b></td> </tr> </tbody> </table>	Degrees Awarded		<b>19</b>		Employed in WY	WY Median Salary	<b>63.2%</b>	<b>\$66,828</b>
Degrees Awarded																										
<b>24</b>																										
Employed in WY	WY Median Salary																									
<b>58.3%</b>	<b>\$57,176</b>																									
Degrees Awarded																										
<b>23</b>																										
Employed in WY	WY Median Salary																									
<b>69.6%</b>	<b>\$87,608</b>																									
Degrees Awarded																										
<b>19</b>																										
Employed in WY	WY Median Salary																									
<b>63.2%</b>	<b>\$66,828</b>																									

1. Employment information comes from Wyoming unemployment insurance data and does not include categories of employment such as self-employment, military employment, out of state employment, etc. Salary estimates are limited by these constraints, and only full-time employment is included. For more information on methods see: <https://wysleds.org/dashboards>.

2. The categories selected have the highest number of degrees awarded in 2024 and are shown by 4-digit Classification of Instructional Programs (CIP) code. Degree type and CIP code classification may vary by institution. CIP codes may encompass more than one program.