



Atlanta Police Department

2020 Quarter 4 Report

Chief Rodney Bryant



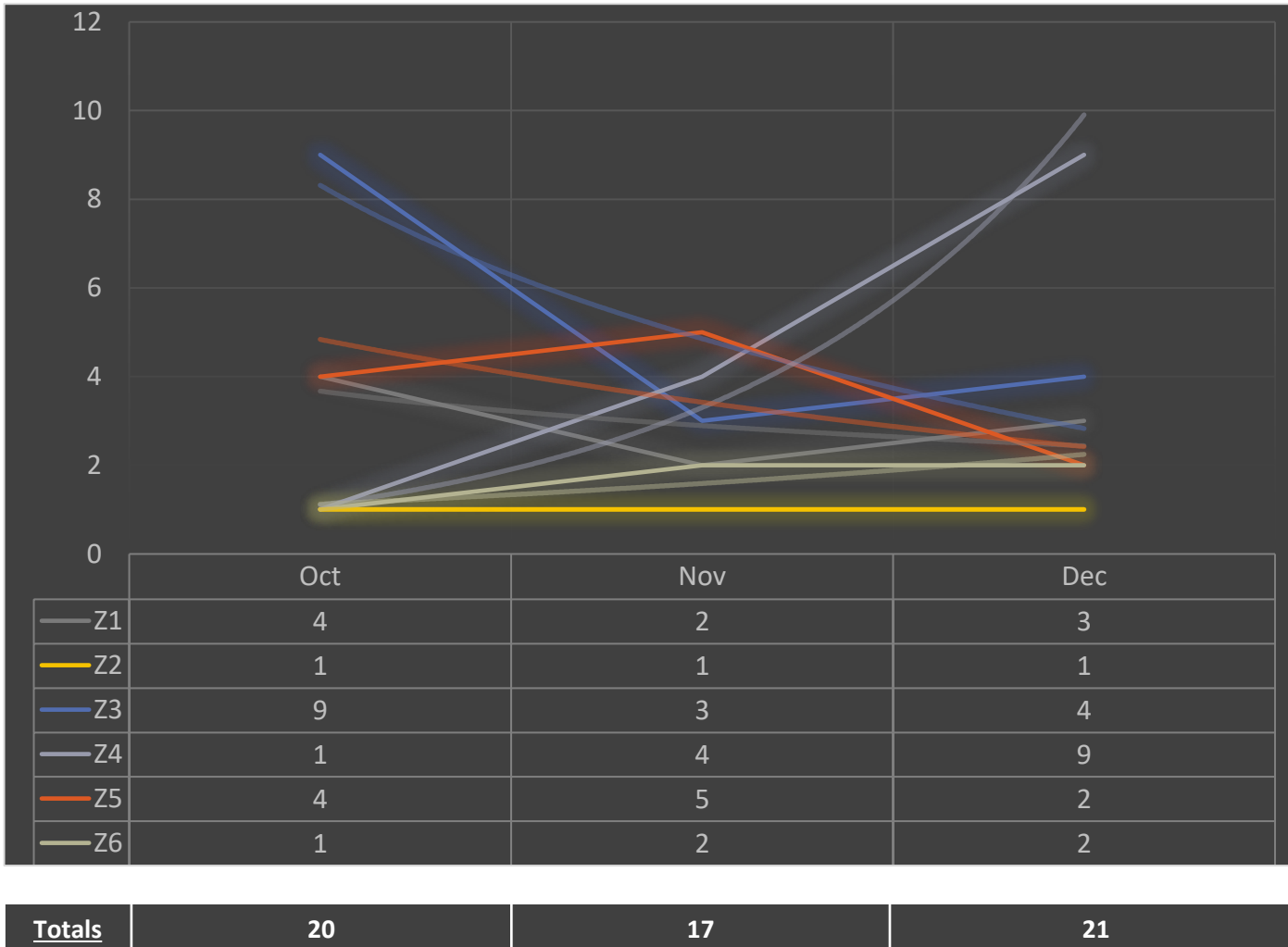
February 8, 2021

2020 Year End Totals



Management Stats Only	7 day 2020	7 day 2019	7 day % Chg.	28 day 2020	28 day 2019	28 day % Chg.	YTD 2020	YTD 2019	1 Year % Chg.
OFFENSES									
Murder							157	99	59%
Rape							106	224	-53%
Robbery							865	1,019	-15%
Agg. Assault							2,317	2,025	14%
Burglary							2,110	2,850	-26%
Larceny / From Auto							8,364	9,590	-13%
Larceny / Other							4,564	6,474	-30%
Auto Theft							3,110	2,967	5%
TOTAL PART I OFFENSES							21,593	25,248	-14%
# of Shooting Incidents							706	489	44%
# of Shooting Victims							870	601	45%
Firearms Seized							1,946	2,048	-5%
Part I Firearm Crime							1,473	1,649	-11%
Part I Domestic Crime							518	350	48%
ARRESTS									
Murder (Clear-ups)							92	65	42%
Rape (Clear-ups)							85	121	-30%
Robbery							191	269	-29%
Agg. Assault							829	790	5%
Burglary							228	226	1%
Larceny / From Auto							145	214	-32%
Larceny / Other							1,218	2,138	-43%
Auto Theft							259	520	-50%
TOTAL PART I ARRESTS							3,047	4,343	-30%
Narcotics Arrests							3,430	4,206	-18%
Other Part II Arrests							4,301	5,813	-26%
Quality of Life Arrests							4,333	5,169	-16%
Traffic Arrests							3,128	5,171	-40%
Warrant Arrests							1,679	4,022	-58%
TOTAL ALL ARRESTS							19,918	28,724	-31%
ACTIVITY SECTION									
Traffic Stops							106,859	163,922	-35%
Traffic Violations							79,015	139,028	-43%
Curfew Violations							0	0	0%
Curfew - Parent Responsibility							0	0	0%
Truancy Violations							0	0	0%
Pre-Arrest Diversion Referrals							34	103	-67%
Pre-Arrest Diversion Attempts							31	36	-14%
Recovered Stolen Autos							2,672	3,642	-27%

Homicide 4th Quarter 2020 by Zone and Month with trendlines

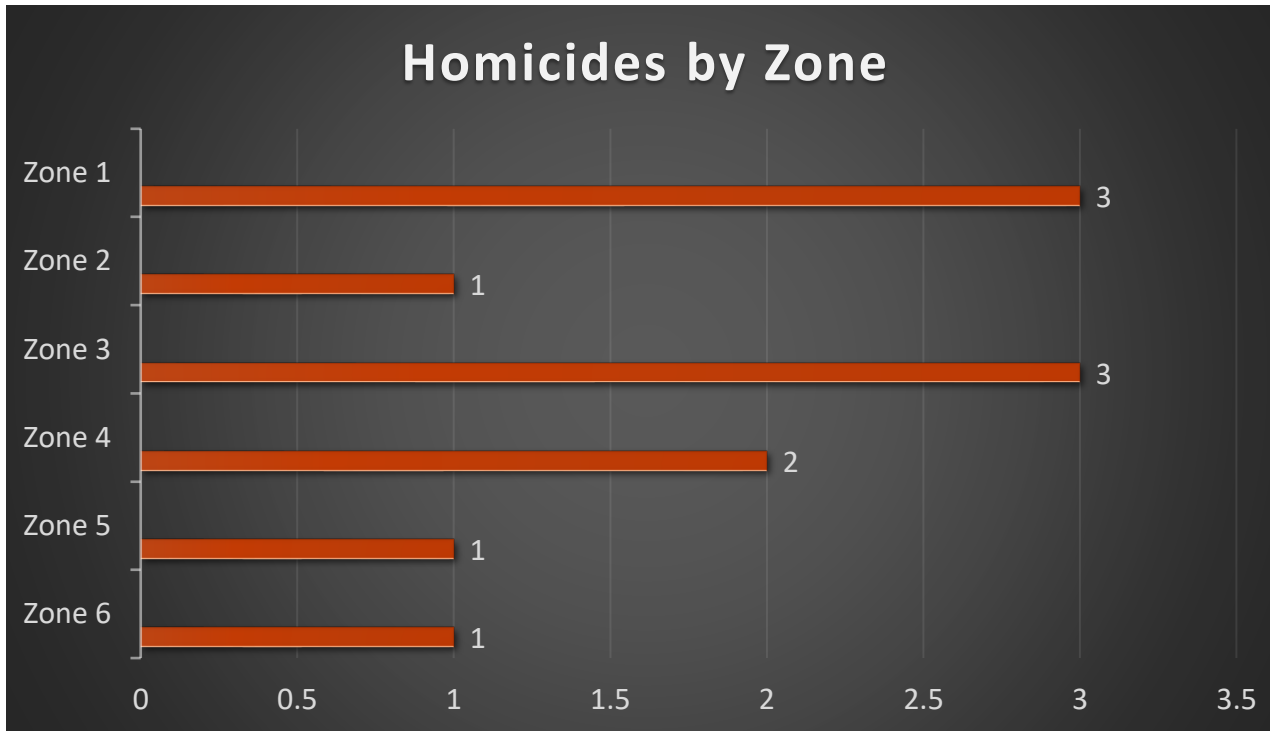


Total Homicides 4th Quarter 2020 = 58



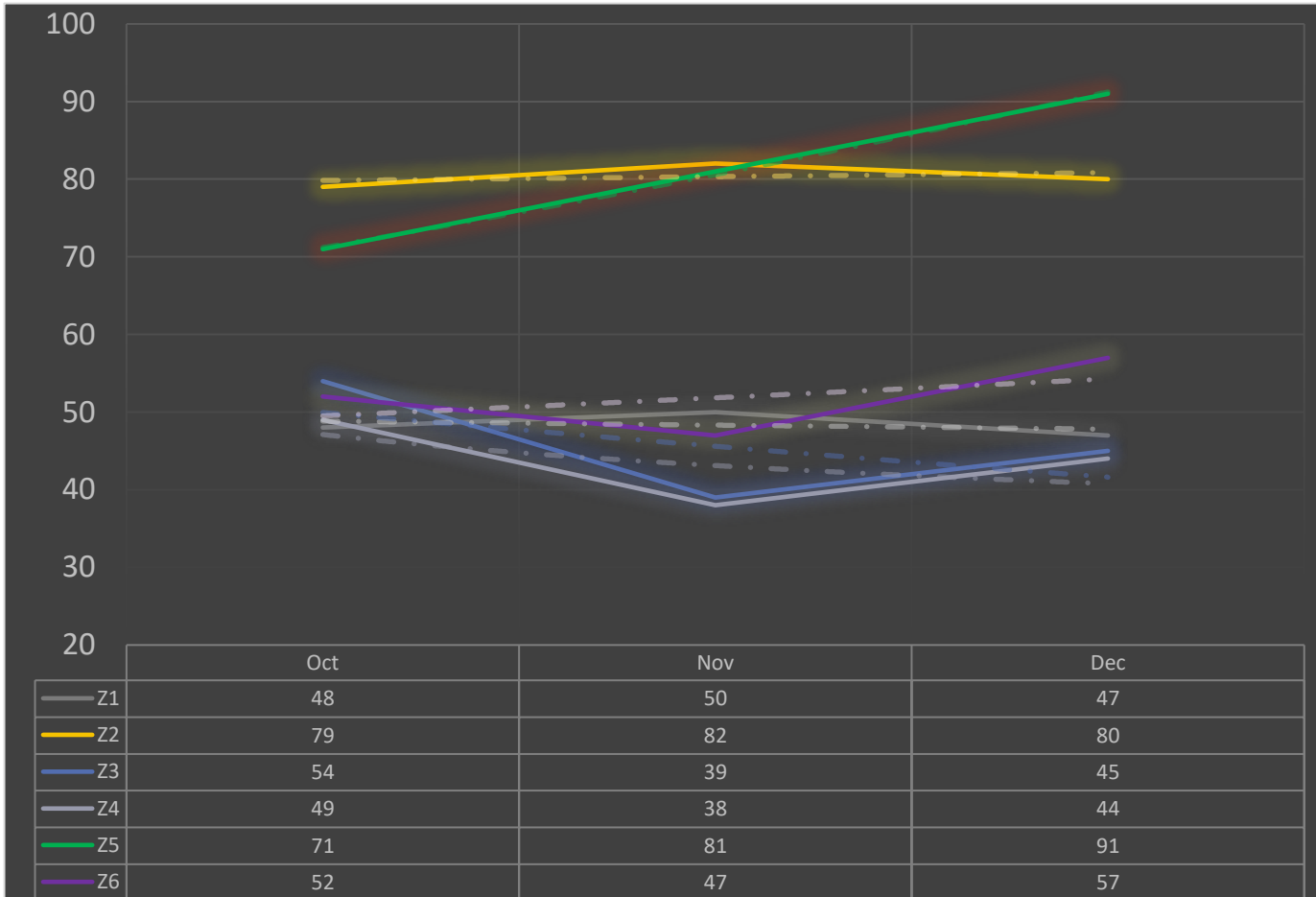
2021 Homicides YTD

as of 2/4/2021



YTD Total Homicides= 11

Auto Theft 4th Quarter by Zone/Month with trendlines



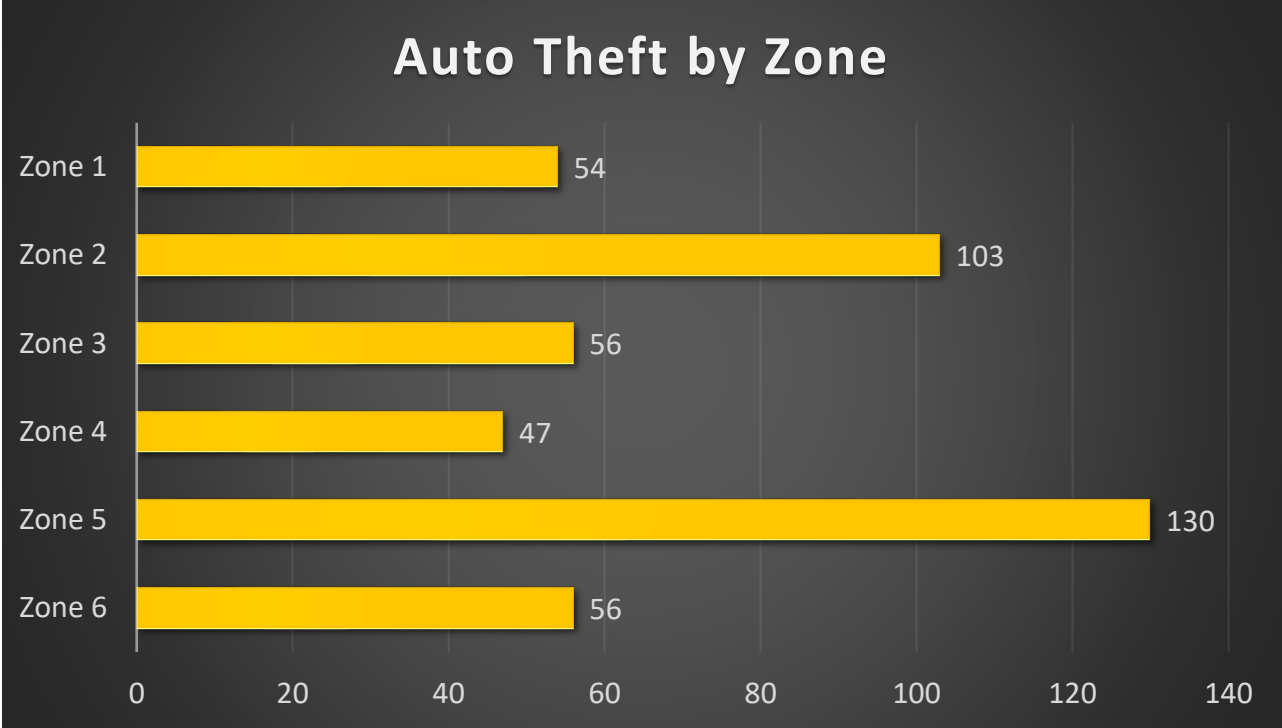
Totals	353	337	364
---------------	------------	------------	------------

Total Auto Thefts 4th Quarter 2020 = 1054



2021 Auto Theft YTD

as of 2/4/2021

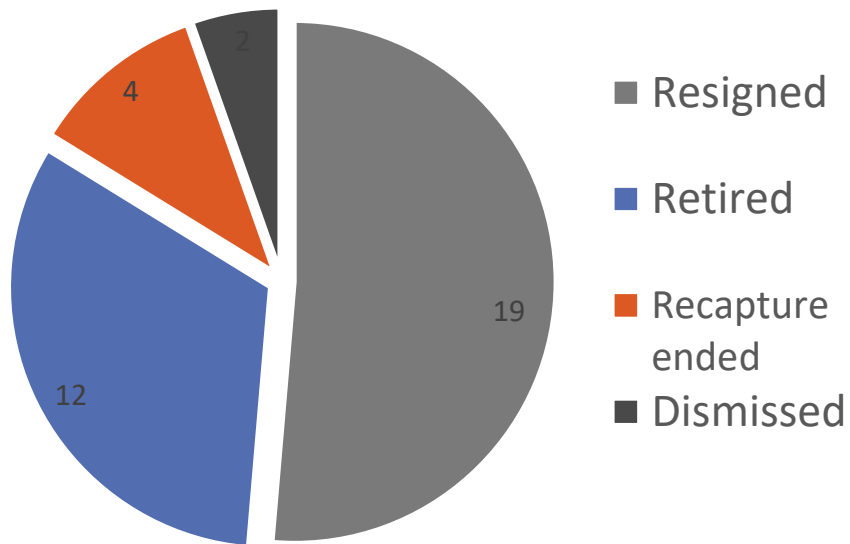


YTD Auto Theft =448



2020 4th Quarter Attrition & Recruitment

Attrition 37



New Hires 17

