

Pretty Leaves Earrings



Pretty Leaves Earrings

Instructions by Joyce Trowbridge

Materials:

- 6 12x7mm Top Drilled Czech Glass Leaves (**Leaf**)
- 3 inches Round Cable Chain (**Chain**)
- 2 Earwires (**Earwire**)
- 2 feet 22 gauge Wire (**Wire**)

Tools:

- Bead Mat
- 2 Chain Nose Pliers
- Round Nose Pliers
- Wire Cutters
- Permanent Marker (optional)




Step 1

Cut 2 pieces of Chain (8 links long).
Cut 2 pieces of Chain (4 links long).




Step 2

Cut a length of Wire (2 feet long).
Make bend 1½ inches from one end. Use chain nose pliers to make the bend. Shape it like a corner of a triangle.



Step 3

A. Add 1 Leaf on to the long side of the bend. Use chain nose pliers to start a bend next to the Leaf.




B. Continue to bend the wires so they cross above the Leaf.



Step 4

Use chain nose pliers to bend the short end up and the long end to the side. Make the bends at where the two wires cross over each other.



Step 5

Use round nose pliers to start a wrapped loop with the short wire. Leave space for the wraps.



Step 6

A. Bend the short wire downwards at the spot the wire makes the loop.



B. Trim short wire right above the long wire bend.



Step 7

Wrap the long wire around to secure the cut wire leg with the base wire. Trim wire.



Step 8

Make a second Leaf Dangle .

Note: To make loops the same size, place first loop on round nose pliers and mark placement with a permanent marker. Use this line as a guide for each loop of the next leaf dangle.



Step 9

A. Repeat Steps 2 through 6.



B. Slip the 4 Link Chain onto the loop.



C. Wrap the long wire around to secure the cut wire leg with the base wire. Trim wire.



Step 10

Make a second Leaf Dangle with 4-Link Chain.



Step 11

Repeat Steps 2-6.
Slip the 8-Link Chain onto the loop.



Step 12

Wrap long wire around to secure the cut wire leg with the base wire. Trim wire.
Make a second Leaf Dangle with 8-Link Chain.



Step 13

A. Use chain nose pliers to open Earwire to the side.



B. Add 1 Leaf Dangle, 1 Leaf Dangle with 4-Link Chain, and 1 Leaf Dangle with 8-Link Chain. Close Earwire with chain nose pliers.



Step 14 Repeat for second earring.

