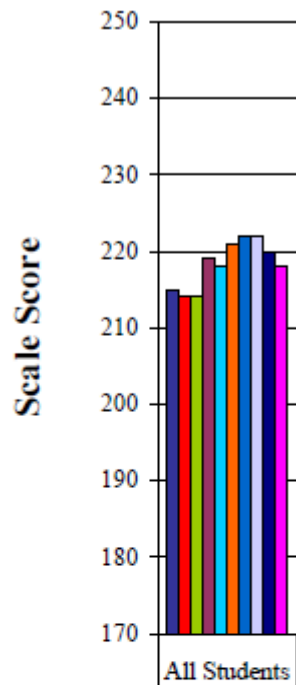


NAEP Grade 4 Reading: Average Scale Scores Georgia Public Schools



Year	Scale Score
2002	215
2003	214
2005	214
2007	219
2009	218
2011	221
2013	222
2015	222
2017	220
2019	218

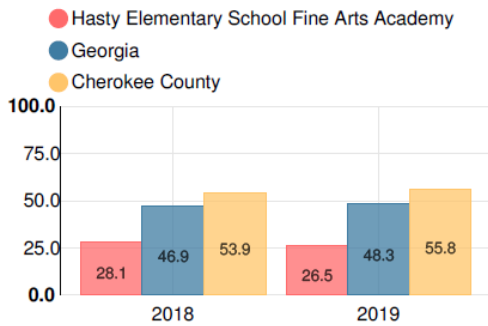
See the Testing Brief National Assessment of Educational Progress (NAEP) – Reading below.

Hasty Elementary School Fine Arts Academy

School Performance Report

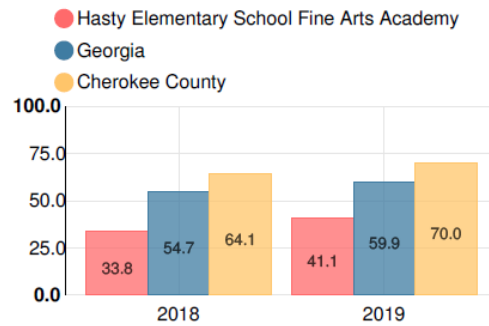
Reading at or above the Grade Level Target (3rd Grade)

Percent of students in grade 3 achieving Lexile measure equal to or greater than 670



Reading at or above the Grade Level Target (5th Grade)

Percent of students in grade 5 achieving Lexile measure equal to or greater than 920



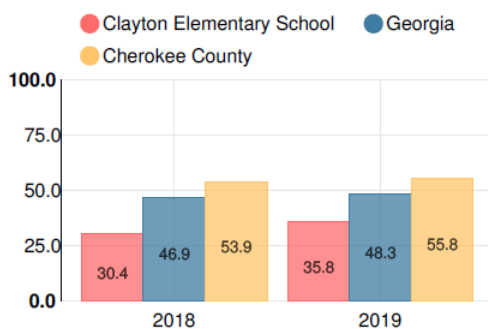
See the Hasty Elementary School Fine Arts Academy School Performance Report below.

Clayton Elementary School

School Performance Report

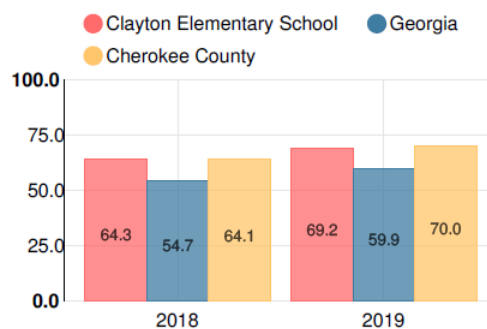
Reading at or above the Grade Level Target (3rd Grade)

Percent of students in grade 3 achieving Lexile measure equal to or greater than 670



Reading at or above the Grade Level Target (5th Grade)

Percent of students in grade 5 achieving Lexile measure equal to or greater than 920



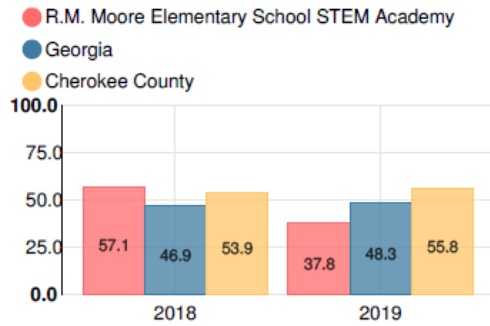
See the Clayton Elementary School Performance Report below.

R.M. Moore Elementary School STEM Academy

School Performance Report

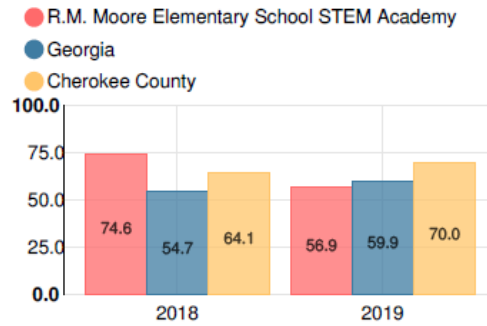
Reading at or above the Grade Level Target (3rd Grade)

Percent of students in grade 3 achieving Lexile measure equal to or greater than 670



Reading at or above the Grade Level Target (5th Grade)

Percent of students in grade 5 achieving Lexile measure equal to or greater than 920



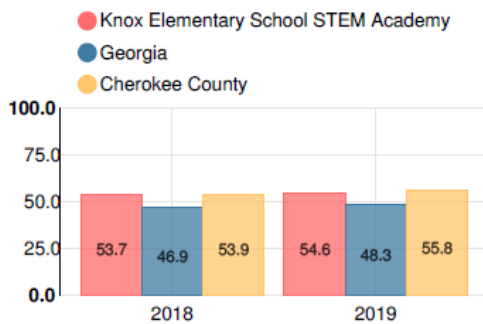
See the RM Moore Elementary School STEM Academy School Performance Report below.

Knox Elementary School STEM Academy

School Performance Report

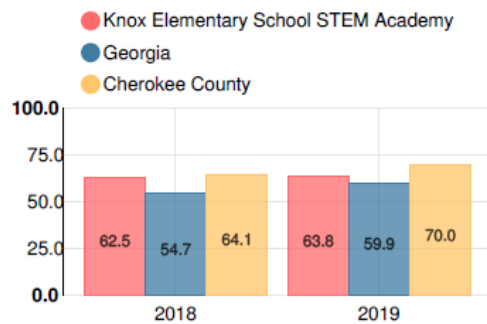
Reading at or above the Grade Level Target (3rd Grade)

Percent of students in grade 3 achieving Lexile measure equal to or greater than 670



Reading at or above the Grade Level Target (5th Grade)

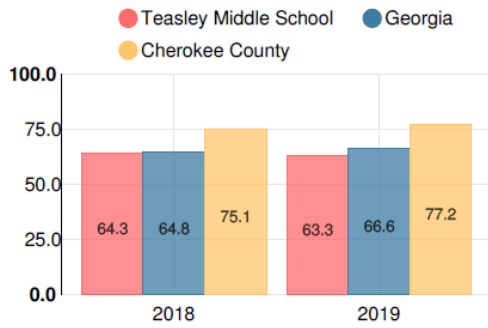
Percent of students in grade 5 achieving Lexile measure equal to or greater than 920



See the Knox Elementary School STEM Academy School Performance Report below.

Reading at or above the Grade Level Target (8th Grade)

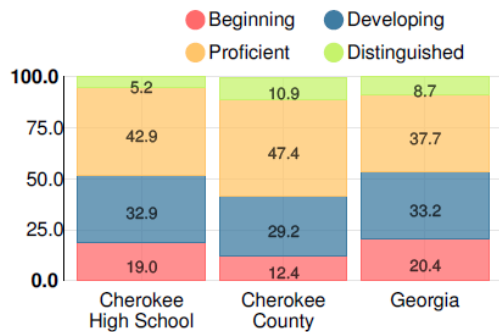
Percent of students in grade 8 achieving Lexile measure greater than 1097



See the Teasley Middle School Performance Report below.

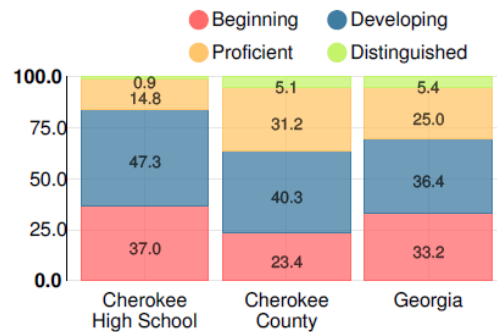
American Literature & Composition

Percent of students scoring in each performance level on 2019 Georgia Milestones



Coordinate Algebra/Algebra I

Percent of students scoring in each performance level on 2019 Georgia Milestones



See the Cherokee High School Performance Report below.