




# Clayton Elementary School

 221 Upper Burris Road, Canton, GA 30114

 770.721.5860

 Grades: K-5

 Enrollment: 256 students

Note: For information on educator qualifications and other federal reporting requirements, [click here](#). Discipline data are available in the [K-12 Student Discipline Dashboard](#).

## Performance Snapshot

- Clayton Elementary School's **overall performance is higher than 68% of schools in the state** and is lower than its district.
- Its students' **academic growth is higher than 57% of schools in the state** and lower than its district.
- **35.8% of its 3rd grade students are reading at or above the grade level target**.

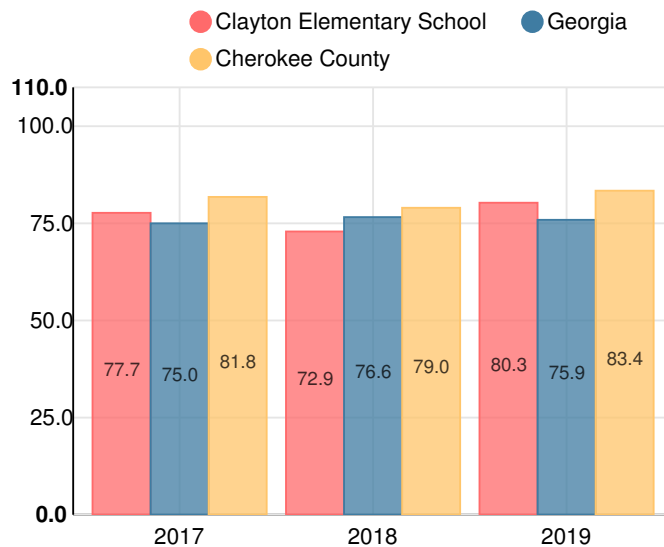
## School Wide

**B80.3**

Year	Clayton Elementary School
2019	B
2018	C
2017	C
2016	C
2015	C

Grade conversion	
A	90 - 100
B	80 - 89.9
C	70 - 79.9
D	60 - 69.9
F	0 - 59.9

## CCRPI Single Score



Student Mobility Rate

8.2%

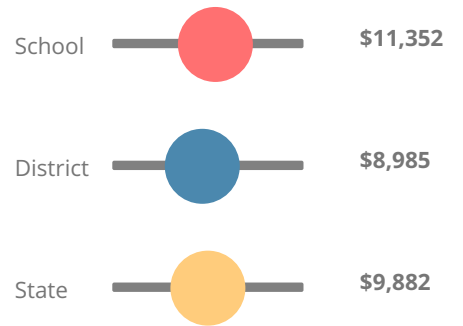
School Climate Star Rating



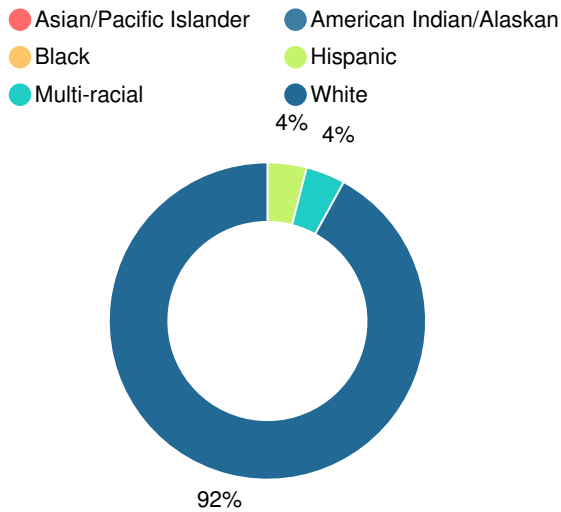
Financial Efficiency Star Rating



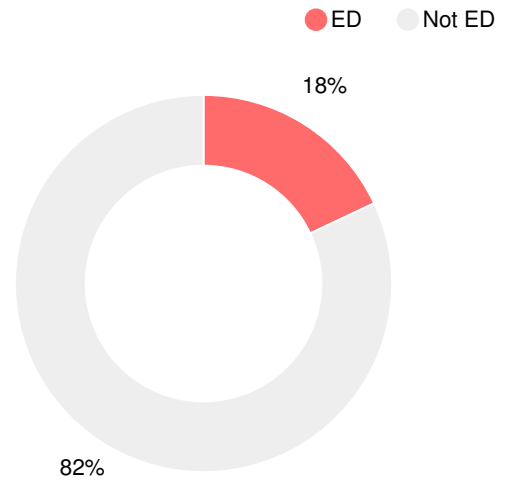
Per Pupil Expenditures



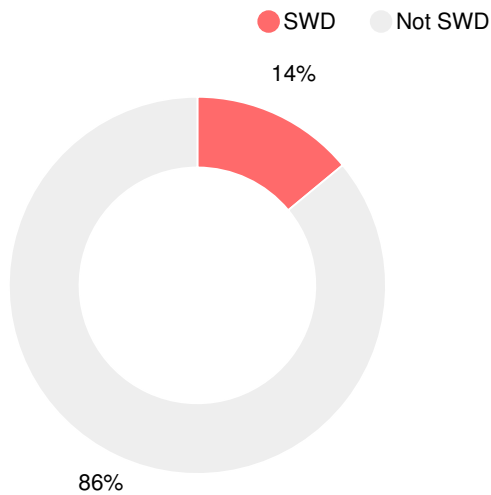
Race/Ethnicity



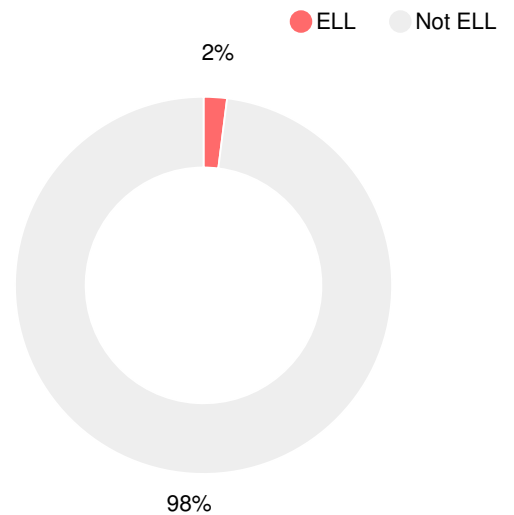
Economically Disadvantaged (ED)



Students with Disability (SWD)



English Language Learners (ELL)



# Elementary

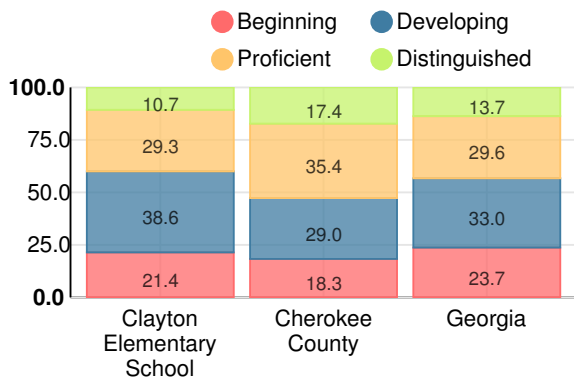
## CCRPI Score

### Clayton Elementary School

Indicator	2019
Content Mastery	71.3
Progress	84.9
Closing Gaps	91.7
Readiness	77.4
<b>CCRPI Score</b>	<b>80.3</b>

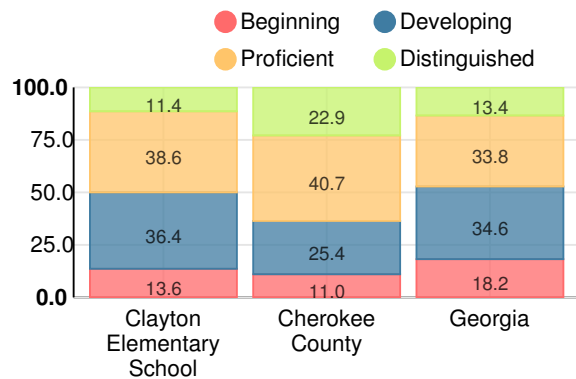
### English

Percent of students scoring in each performance level on 2019 Georgia Milestones for elementary grades



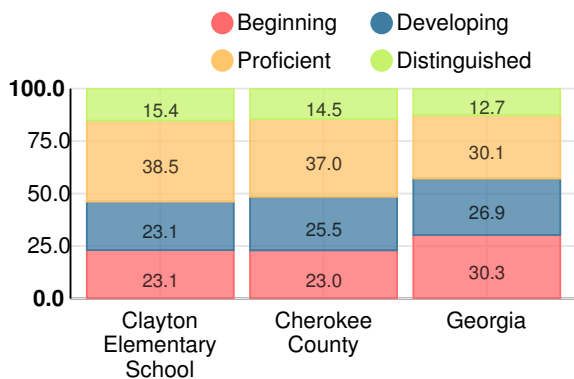
### Mathematics

Percent of students scoring in each performance level on 2019 Georgia Milestones for elementary grades



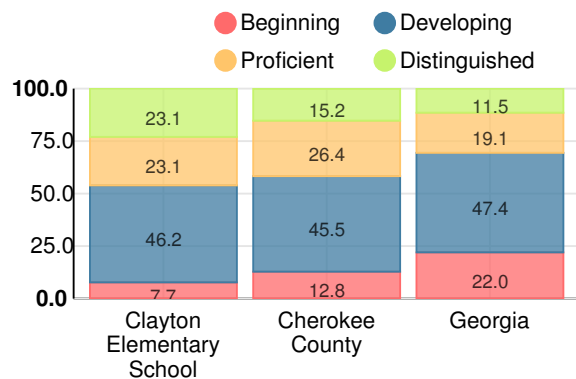
### Science

Percent of students scoring in each performance level on 2019 Georgia Milestones for elementary grades



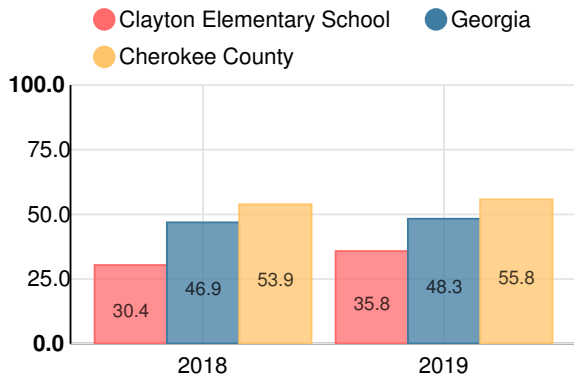
### Social Studies

Percent of students scoring in each performance level on 2019 Georgia Milestones for elementary grades



**Reading at or above the Grade Level Target  
(3rd Grade)**

Percent of students in grade 3 achieving Lexile measure equal to or greater than 670



**Reading at or above the Grade Level Target  
(5th Grade)**

Percent of students in grade 5 achieving Lexile measure equal to or greater than 920

