




Teasley Middle School

 151 Hickory Log Drive, Canton, GA 30114

 770.721.5420

 Grades: 6-8

 Enrollment: 1590 students

Note: For information on educator qualifications and other federal reporting requirements, [click here](#).

Discipline data are available in the [K-12 Student Discipline Dashboard](#).

Performance Snapshot

- Teasley Middle School's **overall performance is higher than 21% of schools in the state** and is lower than its district.
- Its students' **academic growth is higher than 16% of schools in the state** and lower than its district.
- **63.3% of its 8th grade students are reading at or above the grade level target**.

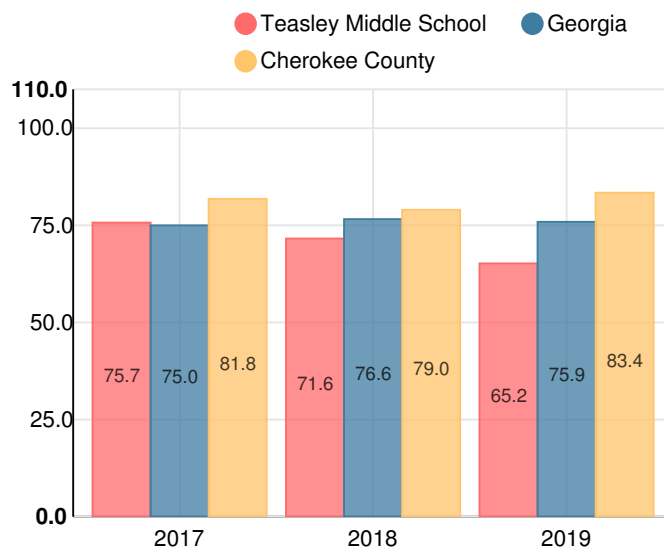
School Wide

D65.2

| Year | Teasley Middle School |
|------|-----------------------|
| 2019 | D |
| 2018 | C |
| 2017 | C |
| 2016 | C |
| 2015 | D |

| Grade conversion | |
|------------------|-----------|
| A | 90 - 100 |
| B | 80 - 89.9 |
| C | 70 - 79.9 |
| D | 60 - 69.9 |
| F | 0 - 59.9 |

CCRPI Single Score



Student Mobility Rate

13.2%

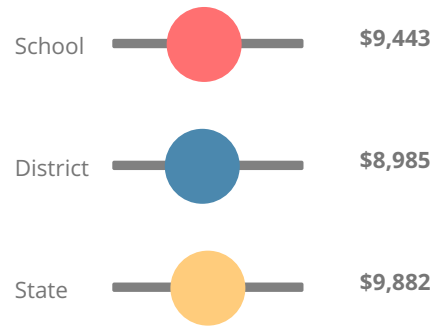
School Climate Star Rating



Financial Efficiency Star Rating

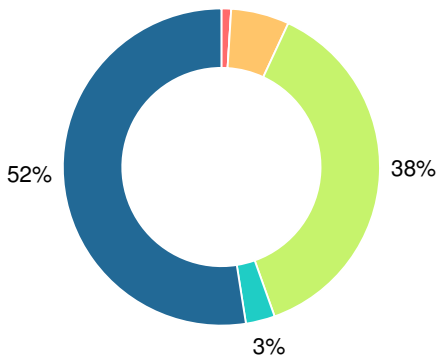


Per Pupil Expenditures



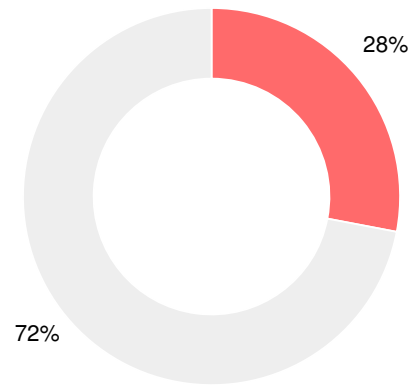
Race/Ethnicity

- Asian/Pacific Islander
- American Indian/Alaskan
- Black
- Hispanic
- Multi-racial
- White



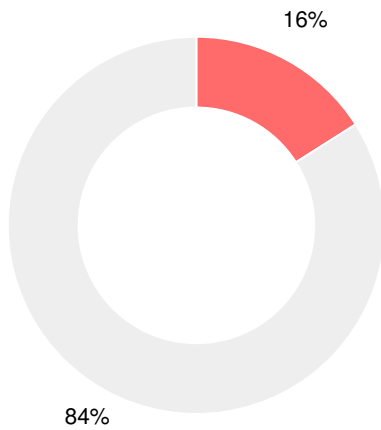
Economically Disadvantaged (ED)

- ED
- Not ED



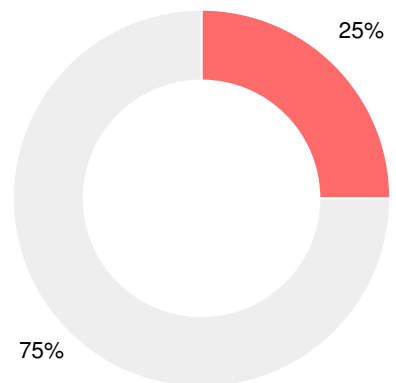
Students with Disability (SWD)

- SWD
- Not SWD



English Language Learners (ELL)

- ELL
- Not ELL



Middle School

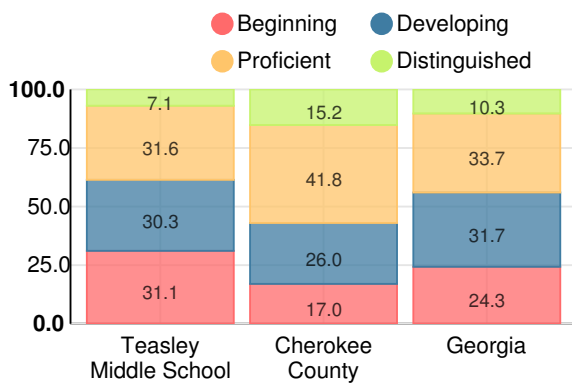
CCRPI Score

Teasley Middle School

| Indicator | 2019 |
|--------------------|-------------|
| Content Mastery | 62.5 |
| Progress | 71.7 |
| Closing Gaps | 35.0 |
| Readiness | 80.7 |
| CCRPI Score | 65.2 |

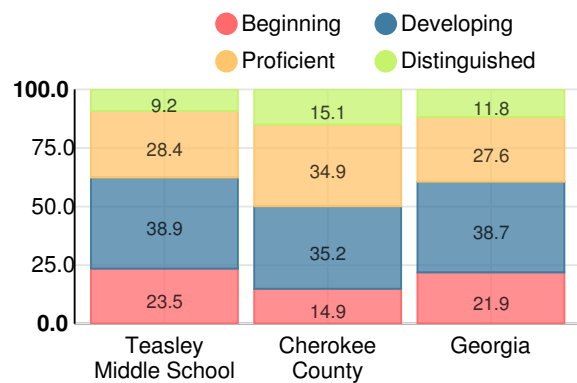
English

Percent of students scoring in each performance level on 2019 Georgia Milestones for middle school grades



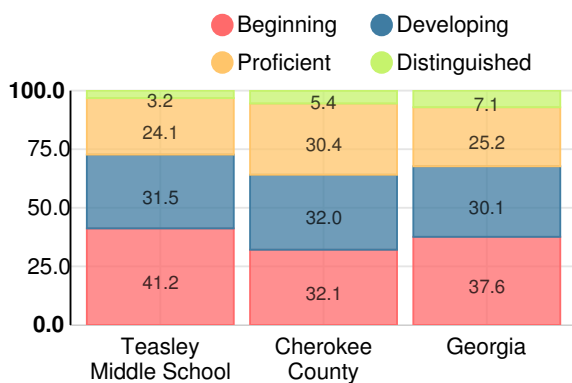
Mathematics

Percent of students scoring in each performance level on 2019 Georgia Milestones for middle school grades



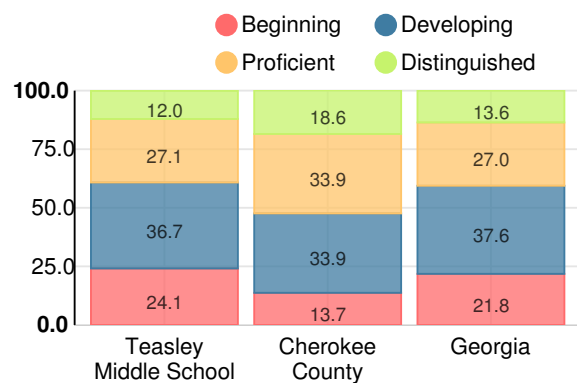
Science

Percent of students scoring in each performance level on 2019 Georgia Milestones for middle school grades



Social Studies

Percent of students scoring in each performance level on 2019 Georgia Milestones for middle school grades



Reading at or above the Grade Level Target (8th Grade)

Percent of students in grade 8 achieving Lexile measure greater than 1097

