

# 4-H ARTS, CRAFTS AND HOBBIES GUIDELINES



**ALLEGAN COUNTY**

## INTRODUCTION

This publication is presented by the 4-H Arts, Crafts & Hobbies Leaders Committee to the people involved in 4-H Arts, Crafts, Needlecrafts, Collections and Hobbies projects in Allegan County. We hope that this guide, written simply, will help answer questions about the project, goals, objectives and opportunities available to members in these projects.

Included in this guide are general guidelines, ideas for leaders, responsibilities of leaders, member classification, awards, opportunities, publications, audio-visuals and other materials available, 4-H enrollment and fair guide. Guidelines for specific areas are available on single sheets. There is a list in this booklet of the guidelines available on single sheets.

## GOALS

1. Increase 4-H member's self-confidence and individual growth.
2. Learn by doing.
3. Have fun doing the project.
4. Learn skills that the 4-H member will use throughout his/her life.



*MSU is an affirmative-action, equal-opportunity employer. Michigan State University Extension programs and materials are open to all without regard to race, color, national origin, gender, gender identity, religion, age, height, weight, disability, political beliefs, sexual orientation, marital status, family status or veteran status.*

# **Arts, Crafts & Hobbies Guidelines**

## Table of Contents

Introduction and Goals

Thanks

4-H Member Classification

What goes Where????

General Suggestions to All Leaders

Suggestions for Arts Leaders

Arts, Crafts & Hobbies General Guidelines

List of Guidelines Sheets Available

Awards and Opportunities

Resources

    ف Project Bulletins

    ف Resources from MSU

Keeping Records

    ف 4-H Arts & Crafts Record Form

    ف 4-H Collections Record Form

Allegan County Fair Information

## **Thank You**

This publication was recently updated by the 4-H Creative and Educational Committee. Our thanks to everyone that helped revise the guidelines.

## Member Classification

**Cloverbuds:** 5 – 8 year olds. (Separate guidelines are available for Cloverbuds).

**Members:** 9 years and over (members age is determined by the age they will be on January 1 of the current year).

**Beginner--** 1<sup>st</sup> and 2<sup>nd</sup> years in project (regardless of member's age).

**Intermediate--** 3<sup>rd</sup> and 4<sup>th</sup> year in project (regardless of member's age).

**Advanced--** 5<sup>th</sup> year and over in project (regardless of member's age).

For Achievement Day and the Allegan County Fair, the above classification will be used to determine classes for Arts and Crafts project members, unless otherwise noted.

4-H Leaders have the option to move their 4-H members up to the next classification according to the members ability. Examples: A 13 year old, 1<sup>st</sup> year member may be moved from Beginners to Intermediate if he/she has had previous experience in the project area. Or a 14 year old, 3<sup>rd</sup> year member may be moved from Intermediate to Advanced if his/her ability warrants it. Remember, once a 4-H member is moved up to the next classification, he/she cannot go back to the previous classification. Cloverbuds cannot move up.

4-H projects are judged on an individual basis with 4-Hers age and years in the project taken into consideration.



## WHAT GOES WHERE?

To help leaders when determining what enrollment code they should use, we have developed this chart. If you have any questions where to put a certain item contact the 4-H Staff.

ITEM	4-H PROJECT AREA ENROLLMENT CODE		
Basketweaving	BCA	Knitting	CBC
Bowling	EDA	Lace Net Darning	BCE
Breads	EC	Latch Hook	BCA
Cake Decorating	EC	Leathercraft	BCA
Calligraphy	BAB	Liquid Embroidery	BCA
Candlemaking	BCA	Macrame	BCA
Candlewicking	BCE	Models	FE
Candymaking	EC	Modpodge	BCA
Cartooning	BCB	Needlepoint	BCE
Ceramics	BCA	Outdoor Meals	EC
Cloth Crafts	BCA	Paint By Number	BCB
Collage	BCA	Paper Craft	BCA
Collections	FE	Paper Toile	BCA
Counted Cross Stitch	BCE	Photography	BCD
Country Carving	BCA	Plastercraft	BCA
Country Painting	BCA	Plastic Canvas	BCE
Creative Writing	BAB	Punchloop Embroidery	BCE
Crewel	BCE	Quilting	BCE
Crocheting	CBC	Rocketry	FE
Decoupage	BCA	Sand Art	BCA
Draft Horse	GBHD	Sculpture	BCB
Drawing	BCB	Sewing	CBB
Embroidery	BCE	Skiing	EDA
5-8 year Cloverbud	FD	Stenciling (fabric)	BCA
Fabric Painting	BCA	String & Wire Art	BCA
Flower Arranging	GCB	Teen Leadership	FF
Foods/Food Preparation	EC	Woodworking	HCH
Golf	EDA		

## GENERAL SUGGESTIONS FOR LEADERS

- ☺ Design situations that offer unique experiences to each child according to needs, interests, abilities and goals.
- ☺ Design situations that instill courage, creativity and confidence.
- ☺ Appreciate the natural expression of each child.
- ☺ Refrain from imposing adult standards on children and child arts and crafts.

When members share accomplishments or ask for feedback, be positive, supportive, and honest! Talk with them about their projects. Encourage them.

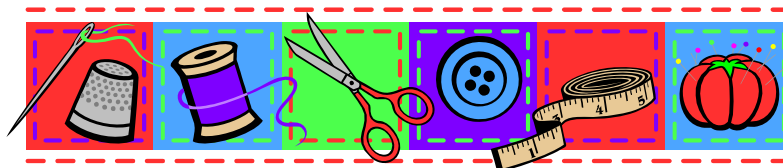
Selection of an article for a project should be made with regard to member's age and ability and skills to be learned. Work with your member's in evaluating the items they have made each year.

Tours are a popular teaching method. Here are some tour ideas: museums, art galleries, nature hike, art stores, crafts stores, lumber yards, yarn stores, fabric stores, print shops, photography studios, woodworking shop, sites of unusual designs such as buildings and bridges.

Quality of workmanship should be stressed in relationship to the age and capability of the member. The project should be neat and clean for exhibiting at The 4-H Way – Achievement Day and Fair. If possible, members should spend time experimenting with materials before attempting to complete an article for exhibit. **The key is not how many different articles made but how well the member's skill is developed.**

If possible exhibit all the work that 4-Hers do or let each of them select his/her best when space is limited. Do not compare their projects. Experimentation with technique and materials takes time. Not all pieces can be expected to be beautiful or to turn out good enough for the fair. If 4-Hers seem hesitant to have work judged at the fair, help them find alternative ways to share their skills, such as an exhibit in a store window, at a bank or in a library.


Visit the MSU Extension office in the Human Services Bldg., 3255 122<sup>nd</sup> Ave, Suite 101, Allegan. There are many resources available and the 4-H Staff is always willing to help and answer your questions.



## SUGGESTIONS FOR ARTS LEADER

These are some suggestions to help leaders in the following Arts project areas: Painting, Drawing, Sculpture, Calligraphy, Cartooning, Creative Writing and Weaving.

- Make art a part of daily livings, a way of life rather than simply an enriching experience.
- Learn good design elements and principle.
- All works must be original (no kits).
- As members become advanced they should learn to express their feelings, ideas and attitudes through the art media.
- Some elements to key on when instructing are: texture, balance, shapes, positive and negative space, background, use of space, etc.
- All paintings and drawings should be framed, matted or mounted and ready to hang. Diagrams are available at the office – ask for “Matting or Mounting Your 4-H Project.”



## **ARTS & CRAFTS & HOBBIES GENERAL GUIDELINES**

The following general guidelines can be used with all arts, crafts and hobbies projects areas. Some areas have more detailed guidelines. (See List located on the back).

### **BEGINNERS (1 – 2 years in project)**

Suggested knowledge/skills to be learned:

1. Be sure hands are clean before you begin.
2. Learn the kinds of materials, their characteristics and uses.
3. Learn simple techniques of assembling and finishing.
4. Construct articles requiring beginning skills from kits or predesigned instructions.
5. Learn basic tools needed for simple projects.
6. Learn safety rules for use of tools and materials.

Suggested projects for Beginners:

- Arts/Craft kits.
- Simple project with predesigned instructions.

### **INTERMEDIATES (3 – 4 years in project)**

Suggested knowledge/skills to be learned:

1. Continue using skills learned in previous years.
2. Learn more complex techniques of assembling and finishing.
3. Learn how to use different craft tools and materials.
4. Modify a kit by using your imagination and skills.

Suggested projects for Intermediates:

- Kits (should be modified by member)
- More complex project with predesigned instructions.

### **ADVANCED (5 years and over in project)**

Suggested knowledge/skills to be learned:

1. Continue using skills learned in previous years.
2. Advance in skills – use more difficult materials, tools, techniques, etc.
3. Become a teen leader.
4. Demonstrate a technique and/or develop instructional materials.
5. Show and/or sell products at art shows, craft shows, etc.
6. Explore career opportunities in arts and crafts.

Suggested projects for Advanced:

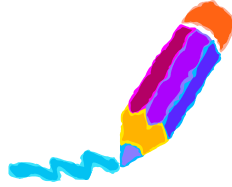
- Original designs or project plans (use of kits should be discouraged).
- Make projects that are useful and decorative.



## 4-H PROJECT GUIDELINES SHEETS

The following 4-H Project Guidelines Sheets are available to leaders through the Extension Office:

Basketweaving  
Calligraphy  
Candlemaking  
Cartooning  
Ceramics  
Cloth Crafts  
Clowning  
Cold Ceramics (Plastercraft)  
Collage  
Collections  
Counted Cross-stitch  
Country Carving  
Country or Tole Painting  
Creative Writing  
Decoupage  
Drawing  
Embroidery & Crewel  
Fabric painting  
Knitting  
Latch hook  
Leathercraft  
Liquid Embroidery  
Macrame  
Models  
Modpodge  
Needlepoint  
Paint-by-number  
Painting  
Paper Crafts  
Paper Tole  
Photography  
Punchloop Embroidery  
Quilling  
Quilting  
Rocketry  
Sand Art  
Sculpture  
Stenciling  
String or Wire Art  
Tin Punch  
Weaving  
Woodburning  
Woodworking





## **Reach for the Stars In the 4-H Awards Programs**

Communications can be a problem. Sometimes the county offices have rather short notice of an event or the information may arrive just after the newsletter has gone out. Another complication may be the newsletter arrived to the leader after the 4-H meeting. In any event, for members and their families to be informed, leaders must take the initiative and see that this information is utilized. The MSU Extension staff try to keep leaders informed of events, clinics, shows and etc. that are being held in this region, as well as state events.

Awards and opportunities await each of us in 4-H work, but one must reach out to attain any of them. There are 6 categories of awards and opportunities: International (I), National (N), State (S), Regional (R), and County (C).

Japanese LABO Exchange (I)  
National Leader Forum (N)  
4-H Exploration Days (S)  
Kettunen Center Workshops (S)  
Regional Workshops (R)  
County Workshops (C)  
County Medals (C)  
The 4-H Way Achievement Day (C)  
Allegan County Fair (C)  
4-H Camp Kidwell (C)



Information about these awards and opportunities is included in the 4-H newsletter, The Clover Chronicle.

If you have any questions about an event or need more information about awards and opportunities, please contact the MSU Extension Office: 269-673-0370 at Human Services Building, 3255 122<sup>nd</sup> Ave., Suite 101, Allegan MI 49010-9511.

## 4-H ARTS & CRAFTS PUBLICATIONS

The following is a list of 4-H Arts and Crafts publications available through the Allegan County MSU Extension. Our policy is that 4-H leaders receive their first booklets free of charge to use with their club members. 4-H members may purchase booklets.

### **ARTS**

AC1	4-H Arts, Crafts & Hobbies Guidelines	.00
AC57	Allegan County 4-H Acts Guidelines	.00
AC71	Cartooning Information Sheet	.00
AC83	Drawing Information Sheet	.00
4-H 1217	4-H and The Arts, Expanding Horizons	.40
4H 1221	Creative Drama (leader's guide)	1.70
4H 1271	Touch With Your Eyes	2.35
4H 1349	4-H Visual Art Unit 1: Celebrate Art	1.00
4H 1350	4-H Visual Art Unit 1: Celebrate Art (leaders guide)	.20
4H 1351	4-H Visual Art Unit 2: Art in Your Future	1.20
4-H 1352	4-H Visual Art (leader guide)	1.15
4-H 1525	4-H Expressive Arts	2.00
4-H 1526	4-H Expressive Arts: Line	2.00
4-H 1527	4-H Expressive Arts: Shape	2.00
4-H 1528	4-H Expressive Arts: Form	2.00
4-H 1529	4-H Expressive Arts: Color	2.00
4-H 1530	4-H Expressive Arts: Texture	2.00

### **CRAFTS**

AC5	Adventure in Leathercraft	.00
AC43	4-H Model Windmill Project	.00
AC 67	Basket Weaving Information Sheet	.00
AC 68	Calligraphy Information Sheet	.00
AC 69	Candle making Information Sheet	.00
AC 72	Ceramics Information Sheet	.00
AC 74	Cloth Crafts Information Sheet	.00
AC 75	Cold Ceramics	.00
AC 76	Collage Information Sheet	.00
AC 77	Collections Information Sheet	.00
AC 78	Counted Cross Stitch Information Sheet	.00
AC 79	Country Carving Information Sheet	.00
AC 80	County or Toile Painting Information Sheet	.00
AC 82	DeCoupage Information Sheet	.00
AC 85	Embroidery & Crewel	.00
AC 86	Fabric Painting	.00
AC 94	Latch Hook Information Sheet	.00
AC 96	Leathercraft Information	.00
AC 97	Liquid Embroidery or Fabric Painting Information Sheet	.00
AC 98	Macrame Information Sheet	.00
AC 99	Models Information Sheet	.00
AC 100	Modpodge Information Sheet	.00
AC 101	Needlepoint Information Sheet	.00
AC 102	Paint by Number Information Sheet	.00
AC 103	Painting Information Sheet	.00

AC 104	Paper Crafts Information	.00
AC 105	Paper Tole Information Sheet	.00
AC 108	Plastics & Glass Information Sheet	.00
AC 110	Punch Loop Embroidery Information Sheet	.00
AC 111	Quilling Information Sheet	.00
AC 112	Quilting Information Sheet	.00
AC 113	Rocketry Information Sheet	.00
AC 114	Sand Art Information Sheet	.00
AC 115	Sculpture Information Sheet	.00
AC 118	Stenciling Information Sheet	.00
AC 119	String Art & Wire Art Information Sheet	.00
AC 120	Tin Punch Information Sheet	.00
AC 124	Wearable Accessories	.00
AC 125	Weaving	.00
AC 128	ABC Crochet	.00
AC 129	Crocheted Lace Hugger	.00
AC 130	Crocheted Shrink & Top	.00
AC 131	Crocheted Halters	.00
AC 132	Embroidery	.00
AC 133	Embroidered Belt	.00
AC 134	Embroidery – Decorate Your Denims	.00
AC 135	Knitting (right handed)	.00
AC 136	Knitting (left handed)	.00
AC 137	Let's Learn to Knit	.00
AC 138	Knitting	.00
AC 140	Weaving	.00
AC 142	Interchangeable Yarn Chart	.00
AC 143	Macrame Belts	.00
AC 144	Needlepoint Designs	.00
AC 145	Quilting	.00
4-H 1281	Knitting	.55
4-H 1282	Crochet	.55
4-H 1283	Knitting & Crochet Skills Checklist	.30
4-H 1284	Knitting & Crocheting (leader's guide)	.95
4-H 1285	Knitting	.45
4-H 1286	Crochet	.00
<b><u>PERSONAL APPEARANCE</u></b>		
AC 59	Know the Sewing Machine	1.75
AC 60	Master the Sewing Machine	.50
AC 62	Sewing Safety	.00
4-H 1361	Sewing Skills Progress Chart	.15
4-H 1365	Looking Great! Your Fashion Formula (member)	1.75
4-H 1366	Looking Great! Your Fashion Formula (leader)	1.40
<b><u>WOOD SCIENCE</u></b>		
AC 23	4-H Woodworking Plans	.00
AC 126	Woodburning Information Sheet	.00
AC 127	Woodworking Information Sheet	.00
4-H 1190	The Wonderful World of Wood	1.80
4-H 1362	Unit I: Working with Wood & Tools (member)	1.40
4-H 1363	Unit III: Building Bigger Things (member)	.90
4-H 1364	4-H Wood Science (leader guide)	2.00

## RESOURCE MATERIALS AVAILABLE FOR LOAN

Policy – All materials are loaned free of charge to Allegan County 4-H Leaders and Clubs. Books are loaned up to a maximum of two weeks. The following books are available for loan:

The Pleasure of Cross-stitch  
Easy Bazaar Crafts  
4-H Craft Ideas Notebook  
Cherished Dolls to Make for Fun  
Christmas Crafts to Make Ahead  
Patchwork & Quilting

## KEEPING A 4-H RECORD

The following forms are examples which may be used to help members keep information about their 4-H Arts and Crafts projects.

These forms are not required, but they may be a helpful tool for members to use.

---

### 4-H ARTS AND CRAFTS RECORD

NAME \_\_\_\_\_ CLUB \_\_\_\_\_

NAME OF ARTICLE \_\_\_\_\_ YEARS IN PROJECT \_\_\_\_\_

<u>MATERIALS PURCHASED</u>	<u>WHERE</u>	<u>COST</u>
_____	_____	_____
_____	_____	_____

TOTAL COST \_\_\_\_\_

When was the article started? \_\_\_\_\_ When was it finished? \_\_\_\_\_

Total hours spent on article \_\_\_\_\_

How is the article to be used? \_\_\_\_\_

LIST THINGS YOU HAVE LEARNED THIS YEAR BY DOING THIS PROJECT:

HOW COULD YOU IMPROVE YOUR PROJECT?

IDEAS FOR NEXT YEAR'S PROJECT:

## 4-H COLLECTIONS RECORD

Name: \_\_\_\_\_ Club: \_\_\_\_\_

Collection: \_\_\_\_\_

Item collected: \_\_\_\_\_ Date: \_\_\_\_\_

Where it was found: \_\_\_\_\_ Cost: \_\_\_\_\_

Description of Item: \_\_\_\_\_

\_\_\_\_\_

\_\_\_\_\_

Item value: (circle) Historical      Economic      Novelty      Personal

Story about this item: \_\_\_\_\_

\_\_\_\_\_

\_\_\_\_\_

\_\_\_\_\_

\_\_\_\_\_

\_\_\_\_\_

\_\_\_\_\_

\_\_\_\_\_

\_\_\_\_\_

\_\_\_\_\_

\_\_\_\_\_

## ALLEGAN COUNTY FAIR INFORMATION

The following information is from the Arts, Hobbies & Crafts Departments of the Youth Division of the Allegan County Fair book 2007. These are **not project guidelines.** 4-H members **do not** have to show at the fair to complete a project. This fair information has been included to help you plan and prepare in case your members want to enter their projects in the fair. NOTE: These classes may change – for up-to-date information please see the current year fair book.

NOTE: ADD ADDITIONAL SHEETS FROM FAIR BOOK ON CRAFTS