



Summer is Here!!

While school is out and lazy, hot summer days are upon us now is the best time to get ahead and prepare for the next 4-H year!

Enclosed you will find opportunities for each major project area to act as a guide that will help you grow your projects, explore various interests, prepare for fairs and contests, and set yourself up for success in your 4-H career – and even develop skills for the future!

Nearly everything listed below can be utilized in some way as entries for various fairs to earn premium money & prizes to fund future projects, receive feedback and recognition for your hard work, and compete for Premier Exhibitor and Club awards.

Some entries can be utilized for multiple events – ask Jaime for details.

Use your time wisely to plan ahead for the following opportunities:

- ❖ RECORD BOOKS – 2022-2023 / 4-H Story Contest / Goals for 2023-2024
- ❖ PERSONAL 4-H SCRAPBOOKS (OCT)
- ❖ ARIZONA NATIONAL LIVESTOCK SHOW (NOV - DEC)
 - Creed Speech Contest
 - Prepared Speech Contest (Agricultural)
 - Livestock Posters (Open / Cattle / Sheep / Swine / Goat / Horse)
- ❖ ACBA/ARBA ROYALTY & OTHER CONTESTS (SEPT-OCT / FEB / APRIL)
 - Royalty Contest (Application)
 - Management Contest (Application)
 - Achievement Contest (Application)
 - Arts & Crafts / Creative Writing / Posters / Photography / Games
 - T-Shirt Design – ARBA CONVENTION 2023 – **Deadline July 1st**
- ❖ COMMUNICATIONS DAY (Qualifiers for Western National Roundup for Seniors) (JAN FEB)
 - Demonstration
 - Speeches (Prepared & Impromptu)
 - Creed
- ❖ FCS Family Consumer Science (Qualifiers for Western National Roundup for Seniors) (SPRING)
 - Fashion Revue – Modified or Purchased
 - Fashion Revue – Constructed – Use wool to make and enter Make-It-With Wool (NOV) / All Fair Fashion Shows also
 - FCS Presentations (Consumerism – can tie non-FCS projects in this way)
 - Consumer Decision Making
 - FCS Quiz Bowl
 - FCS Skill-a-Thon
- ❖ MARICOPA COUNTY FAIR – EXHIBITORS COMMUNICATION CONTEST (APRIL)
- ❖ COMMUNICATIVE & EXPRESSIVE ARTS - Topics must be project related with minor exceptions. (CAN TIE IN TO MULTIPLE PURPOSES AND PROJECTS)
 - Creative Writing (Poem / Story / Play)
 - Formal Writing (Resume / Essay / Research Paper)
 - Public Speaking (Written Speech / Video Performance)
 - Journalism (News Article / Newsletter)
 - Computer Creations (PowerPoints / Excel / etc.)



PHOTOGRAPHY



IT'S PICTURE TIME!! LET'S GET SNAPPIN'!

Choose either Challenge A or B or if you have time try taking on both! Each week take a photo that best matches the category or subject of the challenge topic that week. Try to take at least one good color and one good black & white photo for each category.

Upload your photos to your album on

<https://laveenpathfinders4hclub.shutterfly.com/>

Weekly Challenge A

Animals
Sky Scenes
Scenic Landscapes
Still Life
Birds
Close-Up
Buildings, Structures & Architectures
Plants or Flowers
People
Abstract / Experimental
Insects
Open – Free Choice

Schedule

June 4-10
June 11-17
June 18-24
June 25-1
July 2-8
July 9-15
July 16-22
July 23-29
July 30-5
Aug 6-12
Aug 13-19
Aug 20-26

Weekly Challenge B


Patriotic
Board Games
Single Color as Subject
Favorite Book
Your Name – Be Creative!
This is Arizona
Candid Photo
Sunrise or Sunset
Tis the Season – Any Season!
Shadows
Patterns
Vehicles / Machinery

In September, we will hold an event to showcase the photos everyone took this summer in preparation for the Arizona State Fair! Check the club website or reach out to Jaime for additional photography resources. This is also a good exercise in self motivation – you can work ahead or make up weeks if you fall behind. Remember to have fun and stretch your creativity when setting up your photo shots!

Additional Project Opportunities

- ❖ Manipulate / Photo Shop Photos
 - ❖ Setup & use a lens filter
 - ❖ Action Shot
- ❖ Time Lapse Photography
- ❖ Panoramic Photography
 - ❖ Trick Photography
- ❖ Night / Astral Photography
 - ❖ Photo Story
- ❖ Photojournalism – Take a photo of an event/subject and write an article to accompany it
- ❖ Advertising / Marketing – Take a photo and turn it into an advertisement
- ❖ Use your photos to make a Scrapbook Page
- ❖ Calendar – Take 12 photos that are part of a central theme and put together on a poster for all 12 months (label with the month)
- ❖ Portfolio – Put together a book of your best photos and give them titles, critique them, list awards won etc.
 - ❖ Educational Exhibit – Poster (Parts of a Camera / Explain Photography Concepts such as Depth of Field / Rule of Thirds / Vertical vs Horizontal / Lighting / Shutter Speed etc.

SMALL STOCK



CHOOSE ONE BOOK, TWO BOOKS, OR ALL FOUR! THE CHOICE IS YOURS!





Each week read a chapter and write 10 questions per chapter.

These questions will go into a question bank that our club will use for future events including quiz bowl and will help you with showmanship.

Questions can be multiple choice, true or false, fill-in the blank, or open ended/list type. Must include page number the answer is found on.

An excel template will be available on our club website for you to use to keep track.

Email your questions for each chapter to Jaime upon completion. You can also work ahead or catch up if you miss a week. Find the books below at your local library or online. Jaime has copies of each.



WEEK BEGINNING	Your Guinea Pig: A Kid's Guide to Raising & Showing	Your Rabbit: A Kid's Guide to Raising & Showing	Your Chickens: A Kid's Guide to Raising & Showing	Your Goats: A Kid's Guide to Raising & Showing
June 4-10	Intro & Ch1 - Choosing Your Guinea Pig	Intro & Ch1 - Choosing Your Breed of Rabbit	Intro & Ch1 - Choosing Your Chickens	Intro & Ch1 - Different Goats for Different Folks
June 11-17	Ch2 - Guinea Pig Housing & Equipment	Ch2 - Choosing Your Rabbit	Ch2 - Understanding Your Chickens	Ch2 - How to Think Like a Goat
June 18-24	Ch3 - Feeding Your Guinea Pig	Ch3 - Handling Your Rabbit	Ch3 - Housing Your Chickens	Ch3 - Housing Your Goats
June 25 - July 1	Ch4 - Keeping Your Guinea Pig Healthy	Ch4 - Rabbit Housing	Ch4 - Feeding Your Chickens	Ch4 - Feed According to Need
July 2-8	Ch5 - Breeding Your Guinea Pigs	Ch5 - Feeding Your Rabbit	Ch5 - Egg Management	Ch5 - Breeding Your Does
July 9-15	Ch6 - Grooming Your Guinea Pig	Ch6 - Taking Care of Your Rabbit's Health	Ch6 - Breeding & Hatching	Ch6 - Caring for Newborn Kids
July 16-22	Ch7 - Marketing Your Guinea Pigs	Ch7 - Breeding, Birth, and Care of Newborns	Ch7 - Caring For Your Chicks	Ch7 - Keeping Your Goats Healthy
July 23-29	Ch8 - Guinea Pig Handling & Showmanship	Ch8 - Showing Your Rabbit	Ch8 - Keeping Your Chickens Healthy	Ch8 - Your Milk Goats
July 30 - Aug 5	Ch9 - Showing Your Guinea Pigs	Ch9 - Marketing Your Rabbit	Ch9 - Showing Off Your Chickens	Ch9 - Your Fiber Goats
August 6-12	Ch10 - Managing Your Caviary	Ch10 - Managing Your Rabbitry	Ch10 - Costs & Income / Flock Maintenance	Ch10 - Your Draft & Pack Goats
August 13-19	Ch11 - Activities For Young Guinea Pig Owners	Ch11 - Activities For Young Rabbit Owners		Ch11 - Showing Your Goats
August 20-26				Ch12 - Management Reminders

Additional Project Opportunities

- ❖ Meet my... Pick one of your animals and do a fun poster about them (Will do show & tell in the future)
 - ❖ Breed Poster
 - ❖ Color Variety Poster
 - ❖ Breed Flashcards
 - ❖ Color Variety Flashcards
 - ❖ Glossary Flashcards
 - ❖ Assemble a First Aid Kit
 - ❖ Put together a show bag
- ❖ Pick a topic and make a poster or tri-fold board (ideally use your presentation topic)
 - ❖ Design a small stock themed game
 - ❖ Prepare Cavy & Rabbit Management / Achievement / Royalty Applications
- ❖ Write an Essay / Speech to submit to magazines, enter in multiple fairs, use for Communications Day – can also do a recording of the speech to submit
 - ❖ Record a showmanship routine video
 - ❖ Make your own animal treats
 - ❖ Make a costume / take pictures
- ❖ Themed arts & crafts (drawing, painting, sculpture, ceramics, jewelry, clothing, needlework, stuffed animal)
 - ❖ Creative Writing (poems, short story)
 - ❖ Photography (Single Image or Photo Story)
 - ❖ Scrapbook Page
 - ❖ Make or decorate a piece of equipment
 - ❖ Maricopa County Small Stock Award Applications



ARTS & CRAFTS

There's no end to what you can do with arts & crafts. Let your imagination be your guide and explore a variety of crafting mediums and techniques. Here are just some of the class areas items can be entered in at the fair to help you get started!

Remember to put all your creations together in a safe place for the fair. I recommend you prepare a special box for all your entries.

Miscellaneous Arts & Crafts

- Beadwork
- Candle Making
- Ceramic (glaze/fire (purchased & decorated))
- Costume Creation
- Decorated Clothing (paint, bedazzle, etc.)
- Decorated Fashion Accessory (paint, bedazzle, etc.)
- Decoupage
- Doll or Puppet (any media)
- Egg Art
- Fabric Crafts
- Fashion Accessories
- Floral Arrangement (dried or artificial material only)
- Foam Crafts
- Glass Crafts
- Holiday Decorations (any holiday or season) (except wreaths)
- Knotted/Tied Blankets
- Jewelry (commercially made beads & accessories)
- Latch Hook
- Leathercraft (key fobs, coasters, bookmarks, belts, dog collars, wallets, book covers, purses, holsters)
- Macramé
- Metal Crafts
- Mixed Media (two or more techniques on the same item)
- Mobile/Diorama/Models
- Natural Media Crafts (dried flowers, gourds, shells)
- Paper Crafts (card making, origami, paper mache, quilling, etc.)
- Plastercraft
- Recycled (must include card listing items used. Must be made from "trash" items – not easily reused or only decorated)
- Scrapbooking (individual pages, complete books)
- Scratchboard
- Soap Making
- String Art
- Tole Painting
- Weaving (baskets, potholders, rugs, etc.)
- Wood Crafts (balsa, craft sticks, etc.)
- Woodworking (birdhouse, game, toy, etc.)
- Wreaths
- Collection

Create-a-Craft Every Week

Plan to make at least one item every week. Depending on the craft, difficulty level, and time requirements try to do more than one item or work on crafts concurrently if they take longer and have lots of steps to get them completed.

- June 4 _____
- June 11 _____
- June 18 _____
- June 25 _____
- July 2 _____
- July 9 _____
- July 16 _____
- July 23 _____
- July 30 _____
- Aug 6 _____
- Aug 13 _____
- Aug 20 _____

Sewing & Clothing

- **Individual Garment**
Blouse, shirt, dress, jumper, pants, shorts, skirt, etc.
- **Garment Set** (Suit, matching separates, etc.)
- **Exterior Covering** (Jacket, Cloak, Hat, etc.)
- **Household Item**
Pillow, Pillowcase, Dish Towel, Tote Bag, Apron, etc.
- **Quilting**
Bed Sized Quilt / Lap or Baby Quilt / Quilted Wall Hanging or Decorative Item / Quilted Garment

Needle & Sewing Crafts

- **Counted Cross Stitch**
- **Crochet (single stitch)**
- **Crochet (double stitch)**
- **Embroidery**
- **Felting**
- **Knitting**
- **Needlepoint**
- **Spinning**

Fine Arts

- **Ceramics (Free Form)**
- **Ceramics (Wheel Thrown)**
- **Drawing**
Pencil, colored pencil, pen, pen and ink, chalk, charcoal, pastels or any other drawing media.
- **Painting**
Acrylic, oil, watercolor, tempera, etc.
- **Mixed Media**
Two or more media used on one piece of art work.
- **Sculpture**

FOOD & NUTRITION



Summer is an excellent time to start your journey learning to can and preserve foods.

Check weekly ads or local farmer's markets to find seasonal produce at a low cost. Research how to tell if your produce is ripe and find recipes to try.

FOOD PRESERVATION

- Canned Fruit
- Canned Meat
- Canned Vegetables
- Dried Fruit / Fruit Leathers
- Dried Meat
- Jams
- Jellies
- Pickles / Relishes
- Preserves (Including marmalades & conserves)
- Salsa
- Sauces
- Snack Foods (Trail mix, granola bars, chips, popcorn, etc.)
- Soup
- Syrups
- Vinegars

As you look up recipes you would like to try or even ones you've made, start compiling them in your own Recipe Book! Did you can enter both a recipe book and a meal plan in the fair? Consider making an educational poster about baking, canning, cooking, nutrition, food or more!

Try recipes for family and friends, bring them to club events. Even prepare and freeze doughs ahead of the fair to whip up before receiving:

- Bread (Including rolls & quick bread)
- Cakes (All types including cupcakes)
 - Cookies (All types / varieties)
 - Pastries (All types / varieties)
- Pies (All types / varieties including tarts & cobblers)

Interested in cake decorating? You can use non-edible bases and fondant to prepare an exhibit ahead of time.

CAKE DECORATING

- Cake or Cookie (No Decorator Tubes)**
Any cake or cookie up to 8", no decorator tubes may be used.
- Cake or Cookie (Decorator Tubes)**
Any cake or cookie up to 8", decorator tubes may be used.
- Edible Cake with Edible Decorations**
Judged on decorations only, will not be judged for taste.
- Non-Edible Base with Edible Decorations**
Decorator tubes may be used, non-edible decorations may be included.
- Gingerbread House (or similar)**
- Icing Sampler**
Cardboard cake round showing sample of decoration methods, each clearly labeled.



GARDENING

Did you know that you can enter more than just veggies as a part of gardening?

Take a look at all the different things you can make, grow, and enter in the fair!

Start planning your garden space – indoors or outdoors – and decide what you want to grow. Write it up and do your research on what grows well in Arizona and when.

Grow foods you or your family like to eat.

Plan for pretty flowers all year long.

House plants beautify your space and need care all year long.

Make your own compost and craft decorations for your garden from plant markers to scarecrows.

Propagate new plants from existing ones.

Make an educational poster about an aspect of horticulture or floriculture.

Make a container garden or terrarium.

Draft up a landscape design for your house.

Floriculture/Horticulture entries must be properly labeled with botanical information.

- Bottle Garden
 - Cactus
- Container Garden
 - Compost
- Crops (grains, hays, cotton, etc.)
- Dish Garden (at least 3 plants, any variety)
 - Floral Design – fresh arrangement
- Flowers (3 stems, same variety/color)
 - Garden Design/Plan/Record
 - Garden Décor/Accessories
 - Gourds
 - House/Potted Plants
 - Landscape Design
 - Melons
 - Nuts
 - Propagated Plants
 - Roses (1 Stem)
 - Scarecrow
 - Succulents
- Terrarium – any size, must be covered
 - Vegetables – Large
 - Vegetables – Small