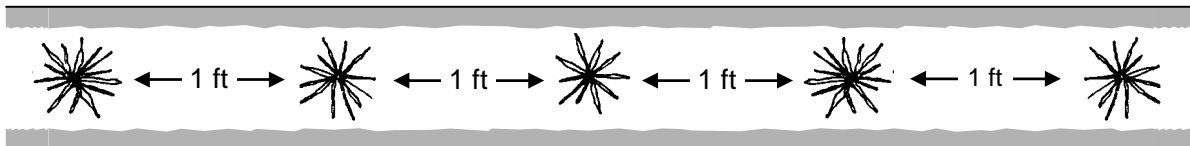


How to Plant Asparagus Roots

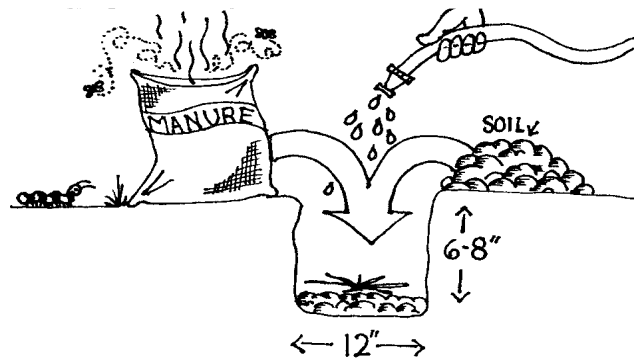


Asparagus is one of the most permanent and dependable of home garden vegetables. Plants take 2 to 3 years to come into full production but then furnish delicious spears every spring for 10 to 15 years.

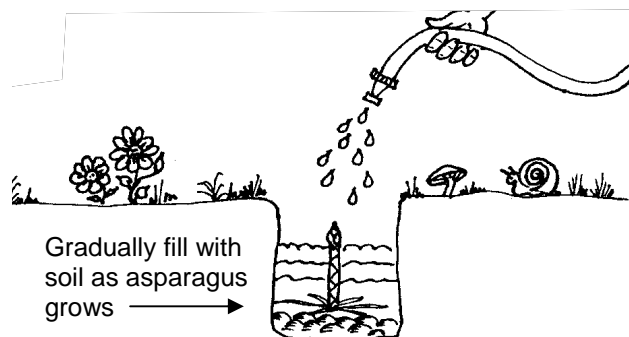
- 1** Set out roots in winter or early spring. Make trenches 1 foot wide and 6 to 8 inches deep. Space trenches 4 to 6 feet apart. Heap loose, manure-enriched soil at bottoms of trenches and soak. Space plants 1 foot apart. (See illustration below)



- 2** Set them so that the tops are 6 to 8 inches below the surface of the trench. Spread roots out evenly. Cover with 2 inches of soil and water well.



- 3** As young plants grow, gradually fill in the trench with soil, taking care not to cover growing tips. Soak deeply whenever soil begins to dry out at root depth.



Cool Tips:

- Don't harvest any spears the first year; the object at this time is to build a big root mass.
- When plants turn brown in late fall or early winter, cut stems to the ground. Then the following spring you can cut your first spears; cut only 4 to 6 weeks, or until appearance of thin spears. Then permit plants to grow. Cultivate, feed and irrigate heavily.
- The third year you should be able to cut spears for 8 to 10 weeks. Spears are ready to cut when they are 5 to 8 inches long.

© 2013 by Plant Fair Nursery,

Plant Fair Nursery

3497 E AZ Highway 260 Payson, AZ 85541-2484
(928) 474-6556 www.plantfairnursery.com

