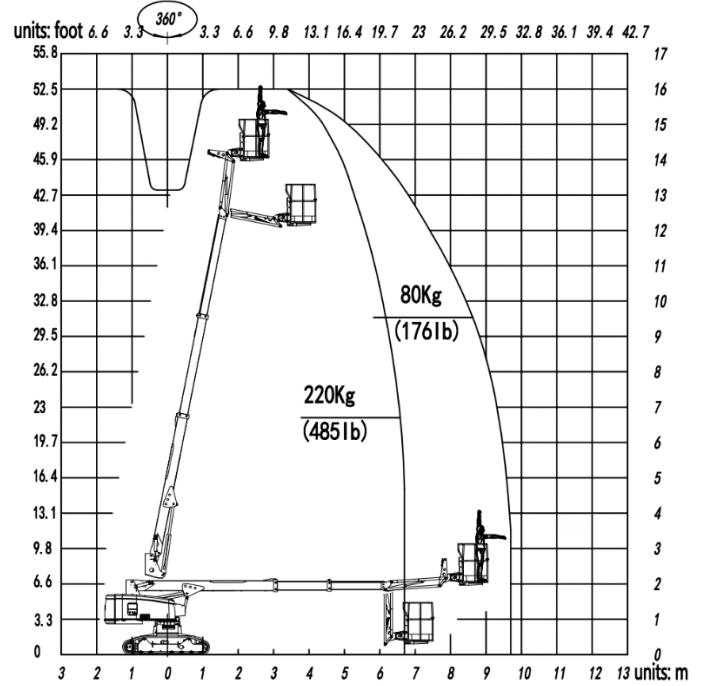




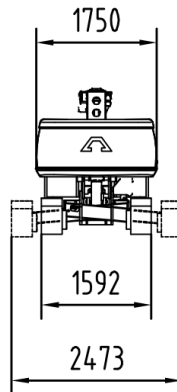
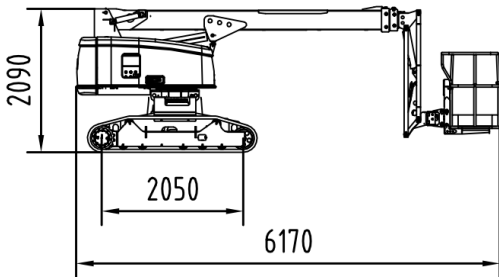
Crawler Lift CB16

Standard Parameters

Model	CB16	
Max. work height	16.00m	53'
Max. platform height	14.00m	47'
Load capacity	220kg	485lb
Lateral Outreach	9.8m at 80kg	32' at 176lb
	6.8m at 220kg	22' at 485lb
Jib articulation	120°	
Turntable rotation	360° (non-continuous)	
Size of platform	0.9×0.8×1.1m 35" x 31.5" x 43"	
Stowed length	6.17m	243"
Stowed width	1.75m	69"
Stowed height	2.09m	82"
Total weight	5800kg	12,787lb
Driving speed	km/h	0-2.5
Max. work slope	15°	
Max. climbing ability	15°	
2 power sources :	Yanmar/Kubota 14KW	
	AC 220v /110 V	



Machine dimensions



Standard Features

- ▶ Unique crawler lift without outriggers can work in a 15° slope
- ▶ German made HMI and controller featured Input/output data allows user's on-site diagnosis or speed adjustment
- ▶ Radio + cable control allows operator on ground when in traction
- ▶ Self-leveling basket, basket rotation ±90°
- ▶ Hydraulically extendable crawlers in one axle can work in challenging areas
- ▶ Weight dispersal low ground pressure
- ▶ Reach standards of ISO, CE and ANSI/CSA

Contact: Goman Lift Tel: 514 318 6826 gomanlift@outlook.com
Address: 8100G Trans Canada Route, Saint Laurent, QC H4S 1M5