

# GOMAN

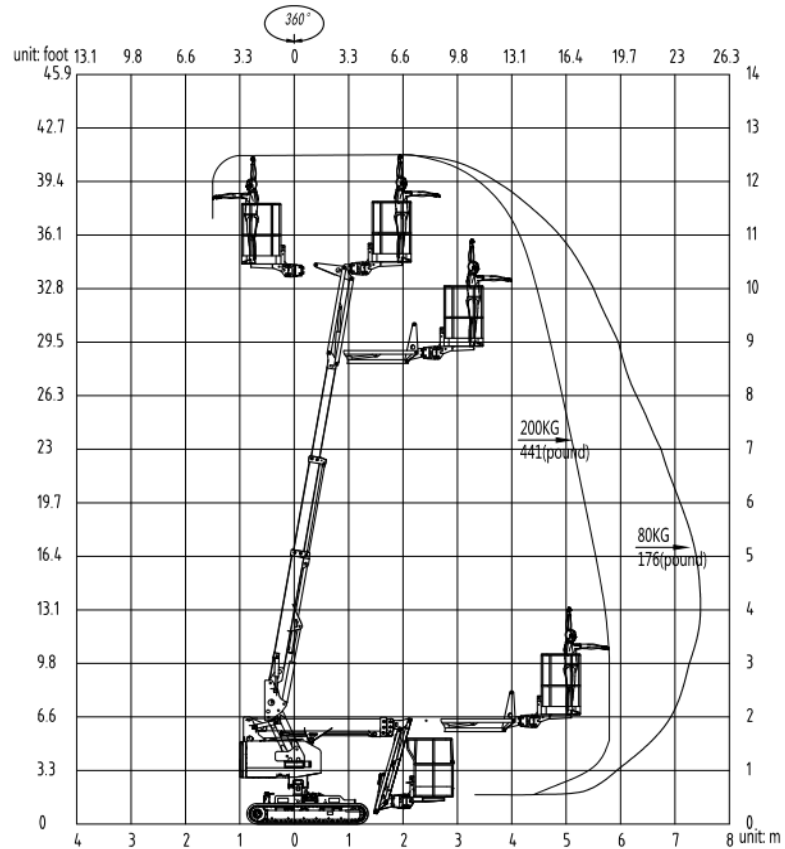
## Tracked Boom Lift X12



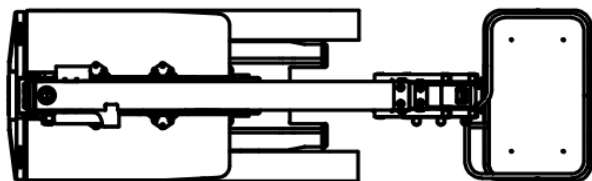
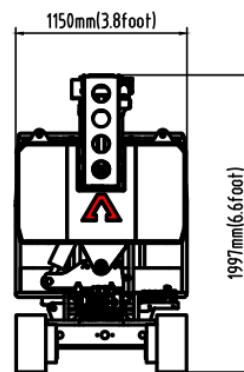
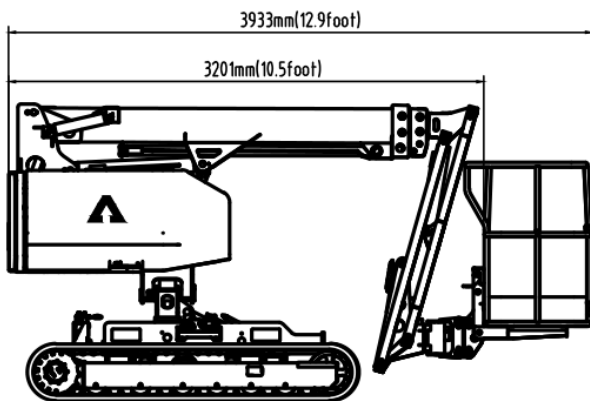
## Lift X12 (GX39)

### Standard Parameters

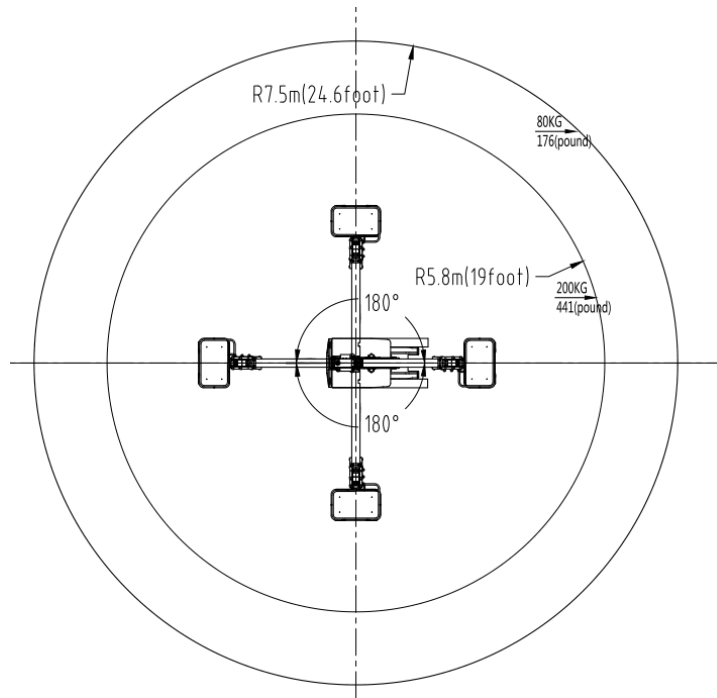
Model	X12	GX39
Max. work height	12.00m	39'
Max. platform height	10.00m	33'
Load capacity	200kg	441lb
Max. working radius	5.8m at 200kg 7.5m at 80kg	19' at 441 lbs 24.6' at 176 lbs
Size of platform	1.4*0.7*1.1m 55" x 28" x 43"	
Overall stowed length	3.93m	155"
Overall stowed length (remove basket)	3.20m	126"
Overall stowed width	1.15m	45"
Overall stowed height	1.98m	78"
Total weight	2920kg	6437lb
Driving speed km/h	0-4.0	
Max. work slope	15°	
Max. climbing ability	30%	
Standard Power (Dual Power)	Battery 24V 225Ah + Gas engine Vanguard 14hp	



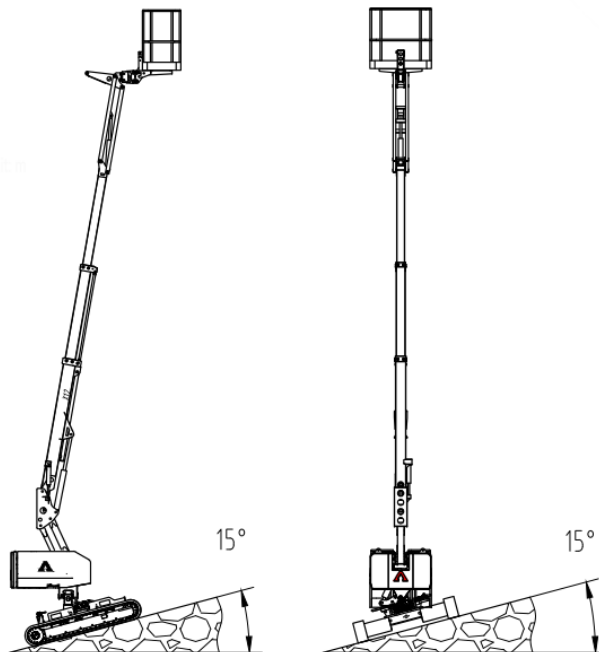
### Machine dimensions



**Working Scope**



**Working Slope**



**Standard Features**

- ▶ Hybrid power (gas engine + battery)
- ▶ Compact design for indoor and outdoor use
- ▶ Gravity lowering (emergency lowering)
- ▶ Wireless remote control for all movement
- ▶ Load sensor and self-leveling basket
- ▶ Double axle adjustment allowing work in slope
- ▶ Adjustable black rubber crawlers for narrow access
- ▶ Plug control panel in basket
- ▶ 360° non-continuous turntable rotation
- ▶ Made of high tensile steel
- ▶ Reach standards of ISO, CE and ANSI