

2021 Vestiaire St-Joseph Food Bank Statistics

Reporting for: Shediac Food Bank

For these program types: Food Bank, Snack Program, Backpack Program, Christmas Program

With dates between 2021 January 1st and 2021 December 31st

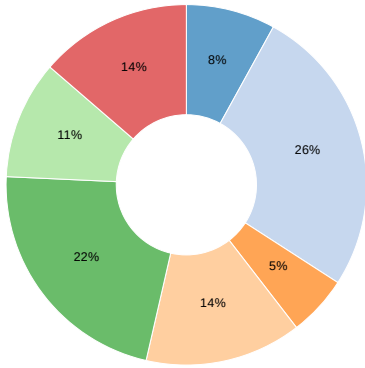
For information on how reports are calculated see the Report Basics Document (<https://link2feed.atlassian.net/wiki/spaces/L2F5M/pages/902168624/Report-Basics>) and Report Definitions Document (<https://link2feed.atlassian.net/wiki/spaces/L2F5M/pages/902987850/Report-Definitions-Household+Client+Partner+Individuals+Adult+Child>)

Age Group: Individuals (Unique)

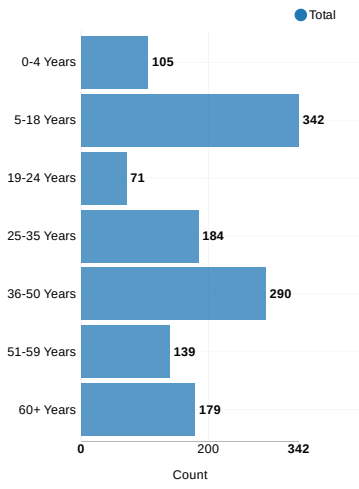
	0-4 Years	5-18 Years	19-24 Years	25-35 Years	36-50 Years	51-59 Years	60+ Years	Total	Estimated Date of Birth
Shediac Food Bank	105	342	71	184	290	139	179	1310	14

Age Group: Individuals (Unique)

- 0-4 Years (105)
- 5-18 Years (342)
- 19-24 Years (71)
- 25-35 Years (184)
- 36-50 Years (290)
- 51-59 Years (139)
- 60+ Years (179)



Age Group: Individuals (Unique)

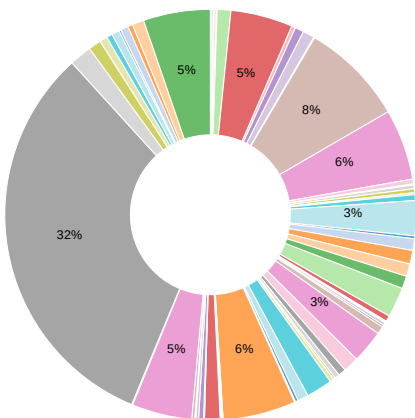


City: Individuals (Unique)

	Aldouane	Allardville Parish	Antoine	Antoine	Bass River	Beaubassin-est	Beaubassin East	Botsford Portage	Bouctouche	Boudreau Ouest	Calhoun	Cap-Pelé	Cocagne	Cormier-Village	Damien	Dieppe	Grand-Barachois	Grand-Digue	Grand-Barachois	Grande-Digue	Grande-digue	Haut-Saint-Antoine	Haute-Aboujag
Shediac Food Bank	1	2	1	2	1	14	64	4	9	12	1	107	73	5	1	4	4	2	6	36	3	12	14

City: Individuals (Unique)

- Aldouane (1)
- Antoine (1)
- Bass River (1)
- Beaubassin East (64)
- Bouctouche (9)
- Calhoun (1)
- Cocagne (73)
- Damien (1)
- Grand-Barachois (4)
- Grand Barachois (6)
- Grande digue (3)
- Haute-Aboujagane (14...)
- Irishtown (13)
- MacDougall Settlemen...
- McKees Mills (1)
- Mickees Mill (2)
- Notre-Dame (34)
- Paroisse de Sainte-M...
- Phillip (2)
- Pointe-du-Chêne (27)
- Portage (3)
- Saint-Antoine (75)
- Saint-Grégoire (1)
- Saint-Philippe (16)
- Saint Antoine (5)
- Sainte-Marie-de-Kent...
- Scoudouc (62)
- Shediac (419)
- Shediac River (13)
- Shédiac Cape (6)
- St Phillip (2)
- Trois Ruisseau (5)
- Unknown (69)
- Allardville Parish (...)
- Antoine (2)
- Beaubassin-est (14)
- Botsford Portage (4)
- Boudreau Ouest (12)
- Cap-Pelé (107)
- Cormier-Village (5)
- Dieppe (4)
- Grand-Digue (2)
- Grande-Digue (36)
- Haut-Saint-Antoine (...)
- Haute Aboujagne (13)
- Lakeville (31)
- McKees Mill (1)
- Memramcook (3)
- Moncton (8)
- Notre Dame (16)
- Petit-Cap (5)
- Phillipoe (4)
- Pointe Du Chene (11)
- Rivière du Portage (...)
- Saint-Damien (1)
- Saint-Maurice (1)
- Saint Andre Leblanc ...
- Saint andre (3)
- Salisbury (3)
- Scoudouc Road (1)
- Shediac Bridge (23)
- Shemogue (8)
- St Antoine (8)
- Trois-Ruisseaux (8)
- Trois Ruisseaux (12)



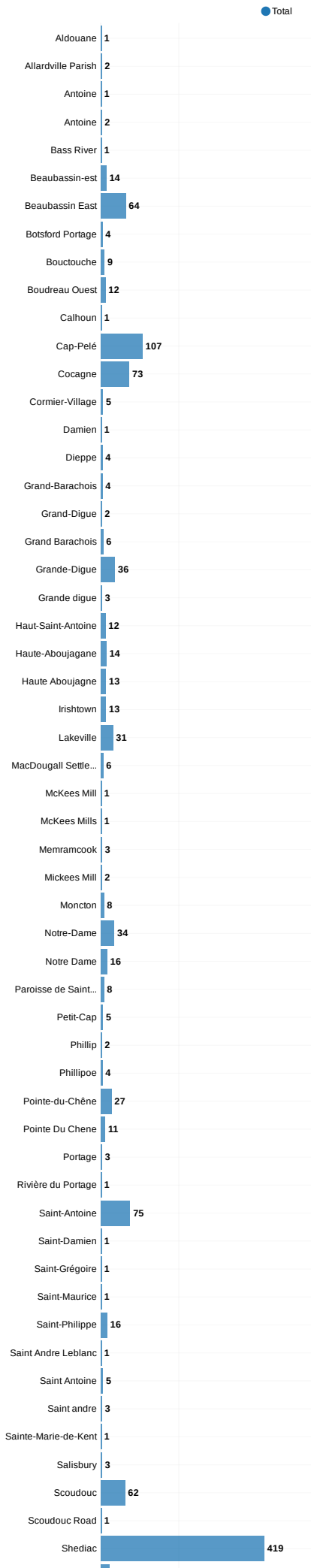


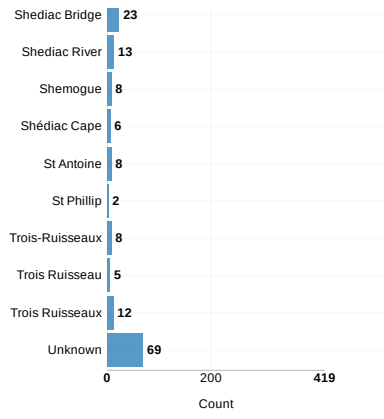




City: Individuals (Unique)









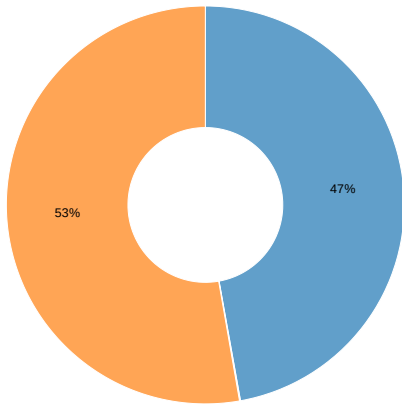


Disability: Individuals (Unique)					
	Didn't Ask	Don't Know	No	Yes	Total
Shediac Food Bank	303	89	878	40	1310

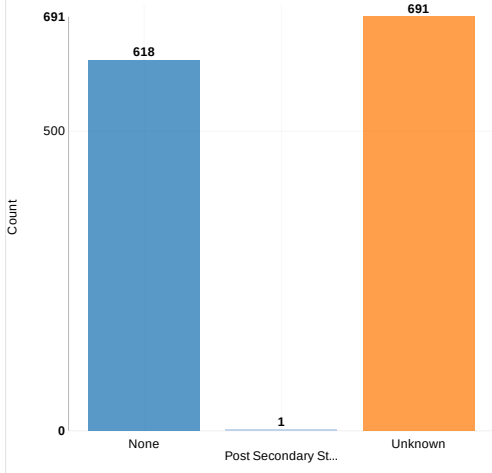
Employment: Individuals (Unique)				
	None	Post Secondary Student	Unknown	Total
Shediac Food Bank	618	1	691	1310

Employment: Individuals (Unique)

None (618) Post Secondary Stude... Unknown (691)



Employment: Individuals (Unique)

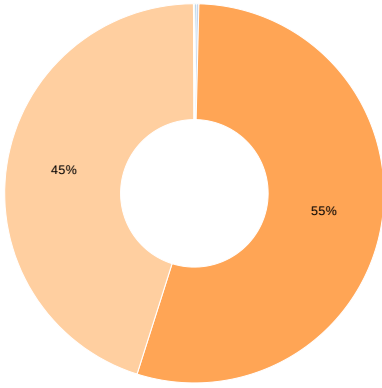


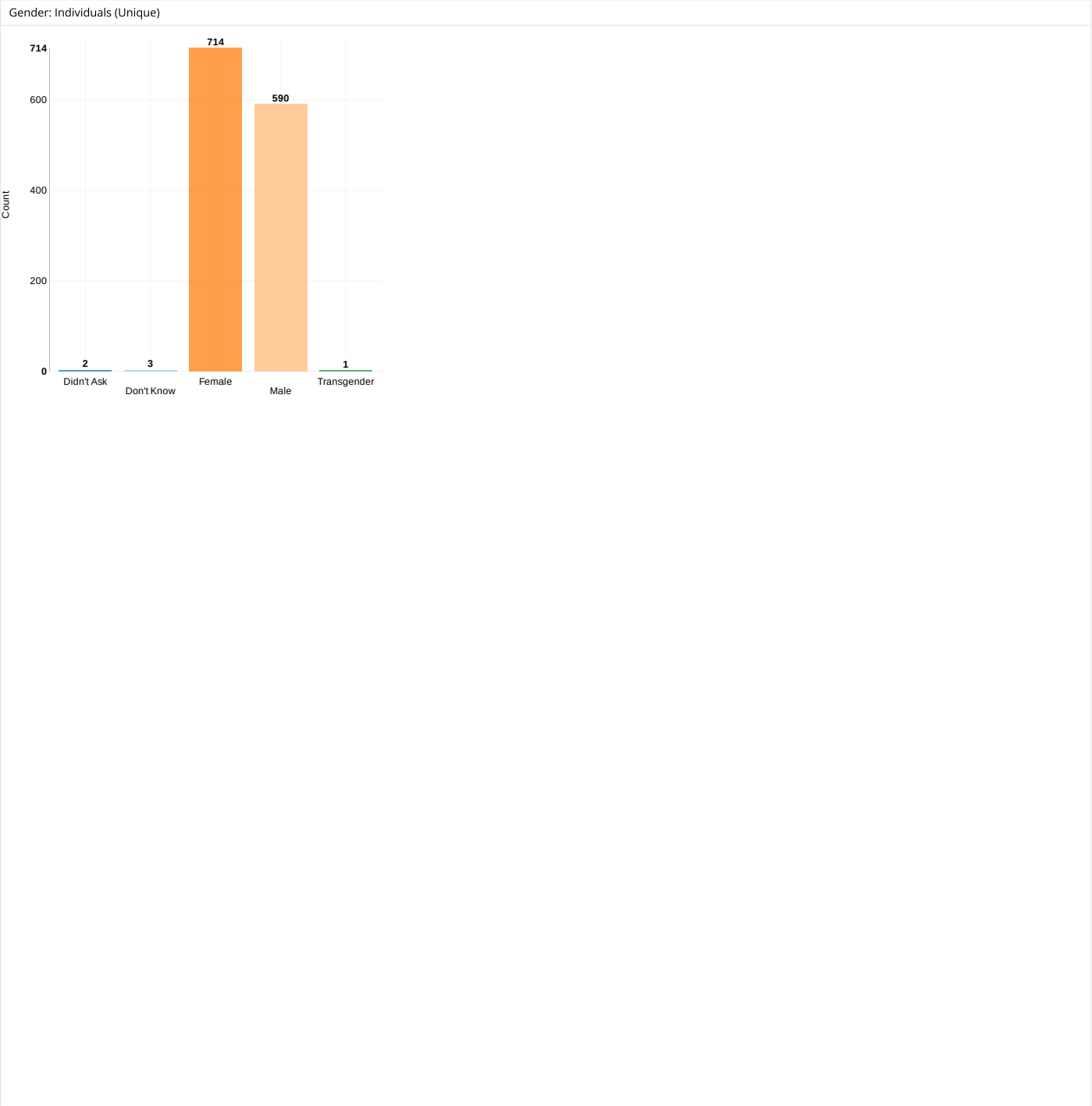
Gender: Individuals (Unique)						
	Didn't Ask	Don't Know	Female	Male	Transgender	Total
Shediac Food Bank	2	3	714	590	1	1310



Gender: Individuals (Unique)

● Didn't Ask (2) ● Don't Know (3) ● Female (714) ● Male (590)  
● Transgender (1)

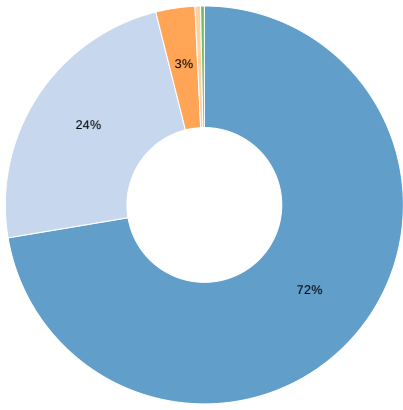




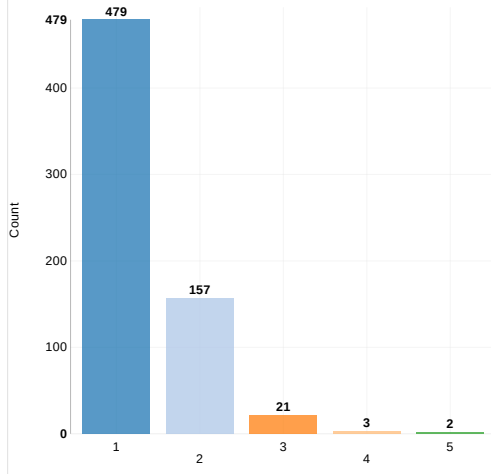
Households: Adult Count (Unique)						
	1	2	3	4	5	Total
Shediac Food Bank	479	157	21	3	2	662

Households: Adult Count (Unique)

● 1 (479) ● 2 (157) ● 3 (21) ● 4 (3) ● 5 (2)



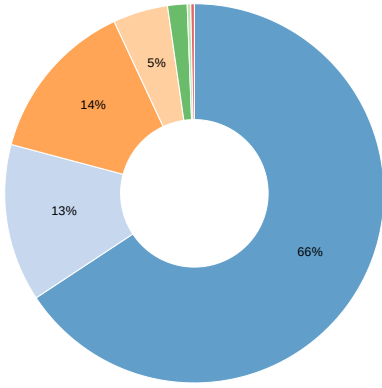
Households: Adult Count (Unique)



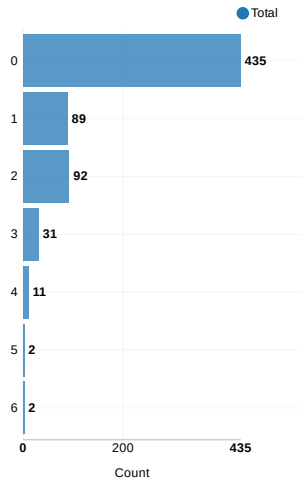
Households: Children Count (Unique)								
	0	1	2	3	4	5	6	Total
Shediac Food Bank	435	89	92	31	11	2	2	662

Households: Children Count (Unique)

0 (435) 1 (89) 2 (92) 3 (31) 4 (11) 5 (2)  
6 (2)



Households: Children Count (Unique)



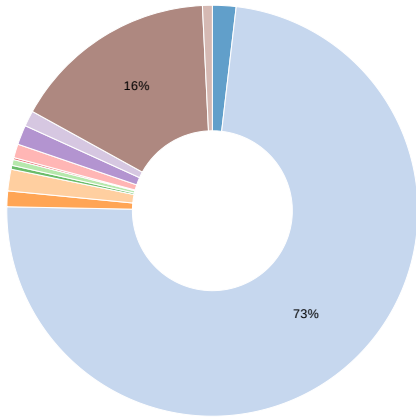


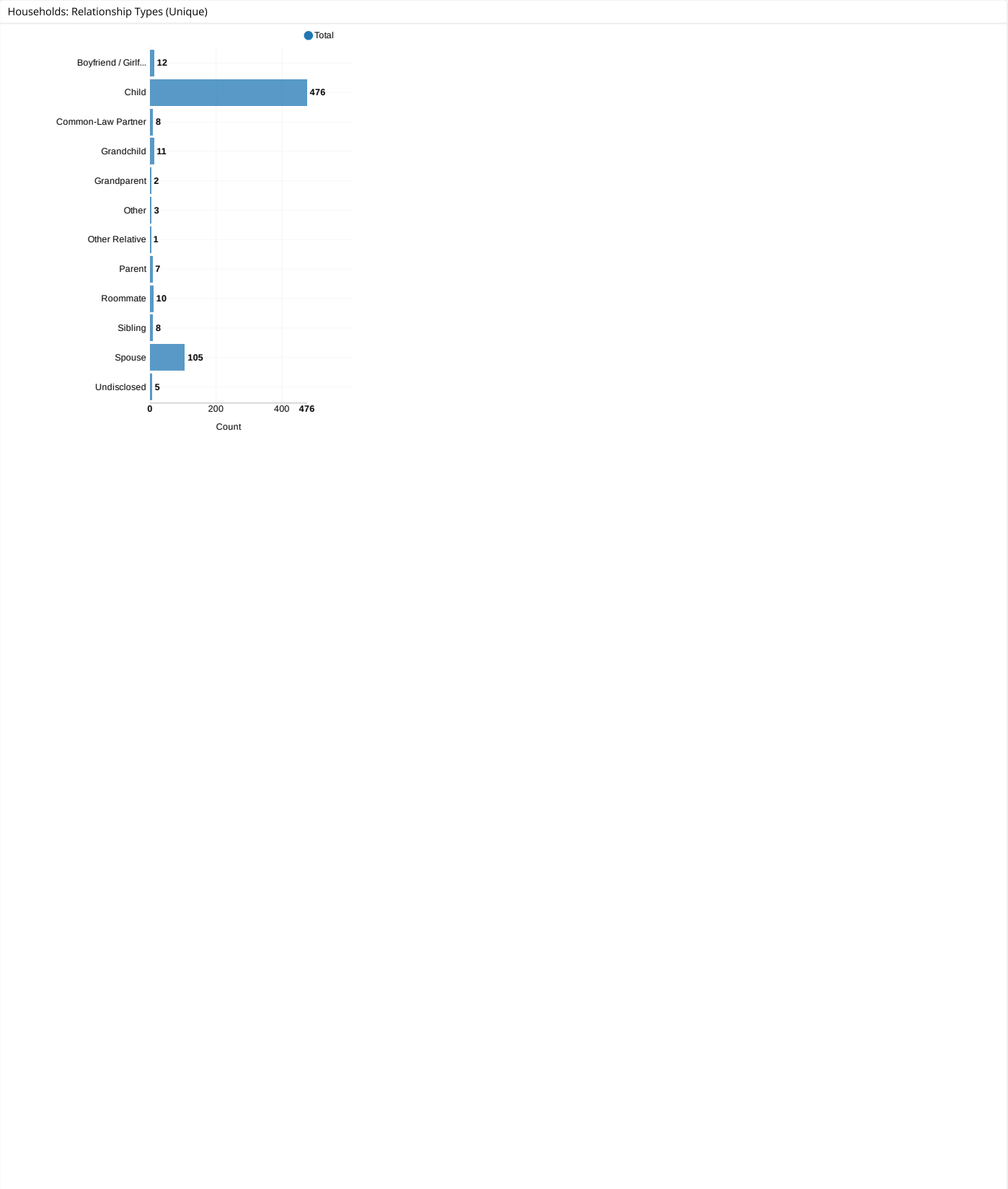
## Households: Relationship Types (Unique)

	Boyfriend / Girlfriend	Child	Common-Law Partner	Grandchild	Grandparent	Other	Other Relative	Parent	Roommate	Sibling	Spouse	Undisclosed	Total
Shediac Food Bank	12	476	8	11	2	3	1	7	10	8	105	5	648

Households: Relationship Types (Unique)

- Boyfriend / Girlfrie...
- Child (476)
- Common-Law Partner (...)
- Grandchild (11)
- Grandparent (2)
- Other (3)
- Other Relative (1)
- Parent (7)
- Roommate (10)
- Sibling (8)
- Spouse (105)
- Undisclosed (5)



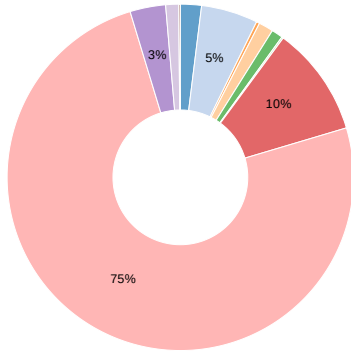


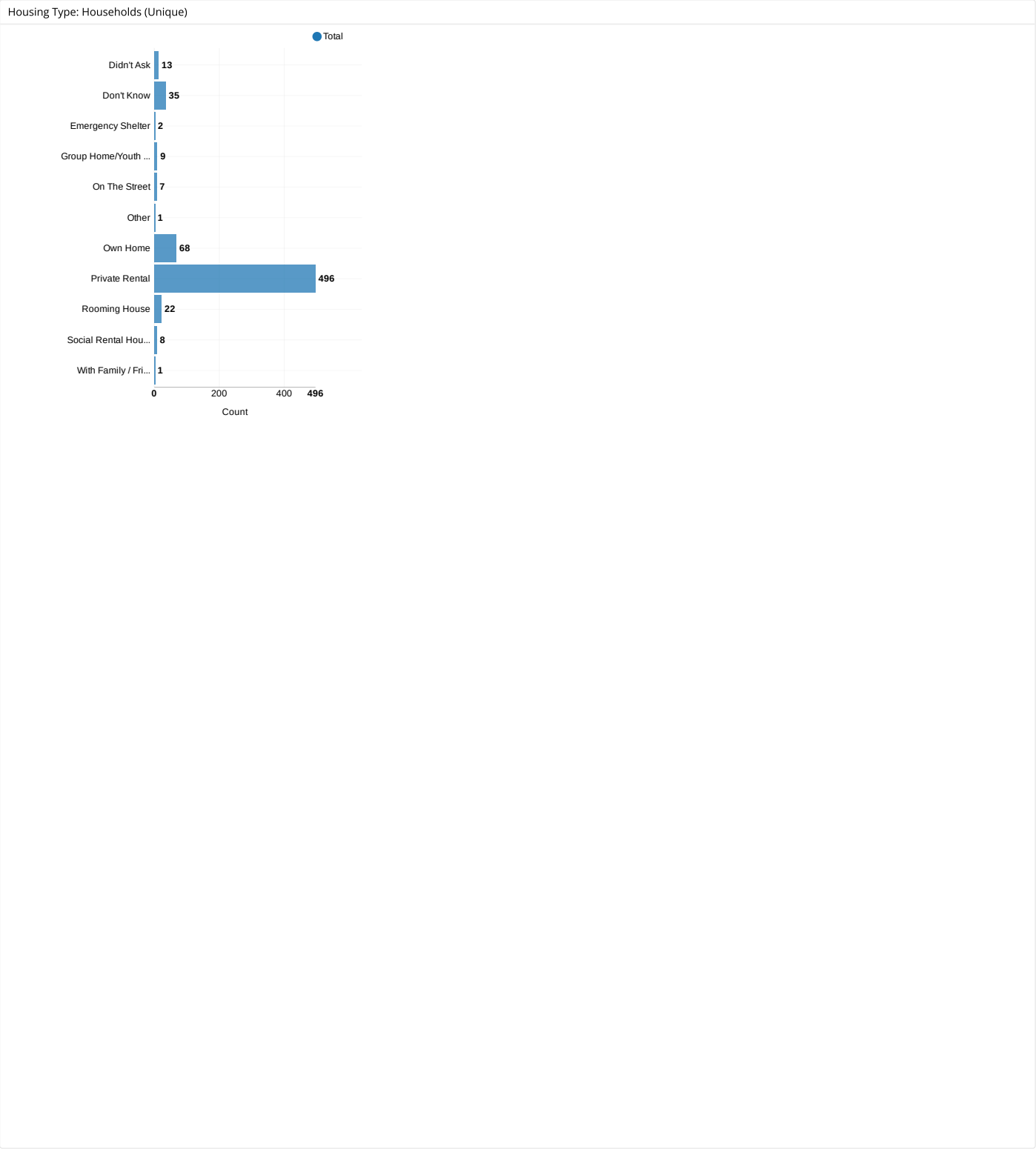
Housing Type: Households (Unique)

	Didn't Ask	Don't Know	Emergency Shelter	Group Home/Youth Shelter	On The Street	Other	Own Home	Private Rental	Rooming House	Social Rental Housing	With Family / Friends	Total
Shediac Food Bank	13	35	2	9	7	1	68	496	22	8	1	662

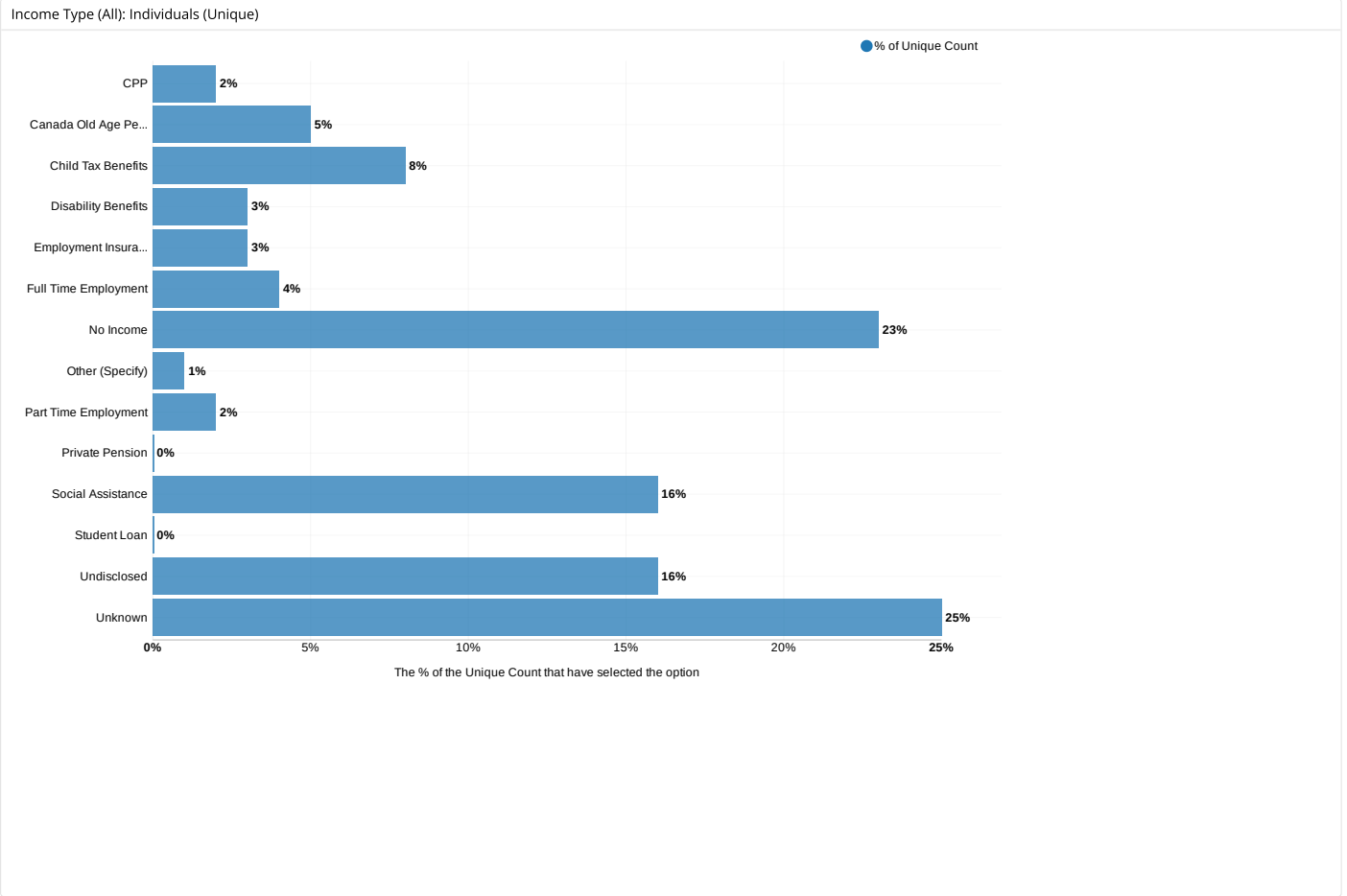
Housing Type: Households (Unique)

- Didn't Ask (13)
- Emergency Shelter (2...)
- On The Street (7)
- Own Home (68)
- Rooming House (22)
- With Family / Friend...
- Don't Know (35)
- Group Home/Youth She...
- Other (1)
- Private Rental (496)
- Social Rental Housin...





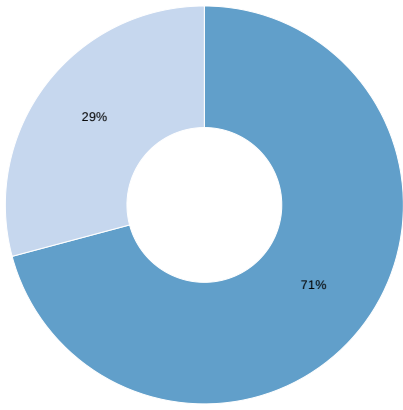
Income Type (All): Individuals (Unique)															
	CPP	Canada Old Age Pension	Child Tax Benefits	Disability Benefits	Employment Insurance (EI)	Full Time Employment	No Income	Other (Specify)	Part Time Employment	Private Pension	Social Assistance	Student Loan	Undisclosed	Unknown	Unique Count
Shediac Food Bank	29	61	100	40	36	56	298	18	31	1	213	3	211	330	1310



Individuals: New vs. Existing (Unique)			
	Existing	New	Total
Shediac Food Bank	928	382	1310

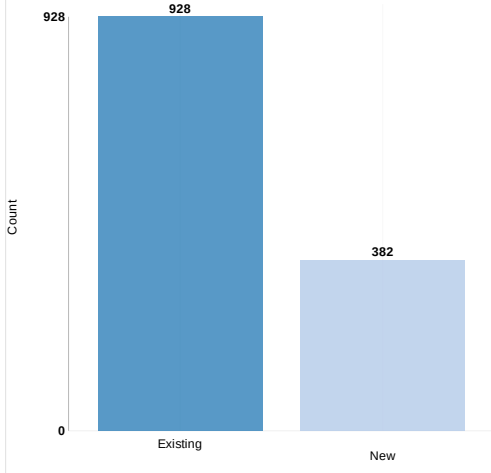
Individuals: New vs. Existing (Unique)

Existing (928) New (382)





Individuals: New vs. Existing (Unique)



Social Programs: Individuals (Unique)		
	Unknown	Unique Count
Shediac Food Bank	1310	1310

