


Tammy J. McRae
Montgomery County
Tax Assessor-Collector

Monthly Tax Collection Report
For the month of December 2021


River Plantation MUD

	<u>MTD</u>	<u>YTD</u>
2021 Base Tax	\$ 282,719.92	\$ 329,988.56
2021 Penalty & Interest	-	-
Prior Years Base Tax	3,004.21	4,321.86
Prior Years Penalty & Interest	959.96	1,262.58
Reversals (Refunds, Returned Items, Transfers)	(1,398.31)	(2,058.48)
Collection Fee	-	(397.00)
5% Rendition Fee	-	-
Total Collections	<u>\$ 285,285.78</u>	<u>\$ 333,117.52</u>

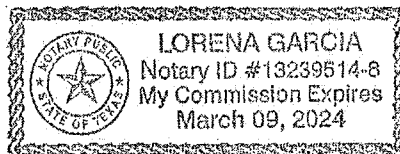


Tammy J. McRae
Montgomery County Tax Assessor-Collector

Sworn to and subscribed before me on the 5th day of January, 2022.



Notary Public in and for the State of Texas



01/04/2022 11:54:47 3913147
 TC298-D SELECTION: DEPOSIT
 RECEIPT DATE: ALL
 LOCATION: ALL

TAX COLLECTION SYSTEM
 DEPOSIT DISTRIBUTION
 FROM: 12/01/2021 THRU 12/31/2021
 JURISDICTION: 0412 RIVER PLANTATION MUD

INCLUDES AG ROLLEBACK

YEAR	FUND	TAX RATE	LEVY PAID	DISCOUNT GIVEN	PENALTY INTEREST	TIF AMOUNT	DISBURSE TOTAL	ATTORNEY	OTHER FEES	REFUND AMOUNT	PAYMENT AMOUNT
2021	M & O	.316000	282,707.50	.00	.00	.00	282,707.50	.00	.00	.00	282,707.50
	I & S	.000000	.00	.00	.00	.00	.00	.00	.00	.00	.00
	TOTAL	.316000	282,707.50	.00	.00	.00	282,707.50	.00	.00	.00	282,707.50
2020	M & O	.322300	93.90	.00	334.95	.00	428.85	328.52	.00	.00	757.37
	I & S	.000000	.00	.00	.00	.00	.00	.00	.00	.00	.00
	TOTAL	.322300	93.90	.00	334.95	.00	428.85	328.52	.00	.00	757.37
2019	M & O	.320000	762.21	.00	266.77	.00	1,028.98	205.80	.00	.00	1,234.78
	I & S	.000000	.00	.00	.00	.00	.00	.00	.00	.00	.00
	TOTAL	.320000	762.21	.00	266.77	.00	1,028.98	205.80	.00	.00	1,234.78
2018	M & O	.320000	762.21	.00	358.24	.00	1,120.45	224.09	.00	.00	1,344.54
	I & S	.000000	.00	.00	.00	.00	.00	.00	.00	.00	.00
	TOTAL	.320000	762.21	.00	358.24	.00	1,120.45	224.09	.00	.00	1,344.54
ALL	M & O		284,325.82	.00	959.96	.00	285,285.78	758.41	.00	.00	286,044.19
ALL	I & S		.00	.00	.00	.00	.00	.00	.00	.00	.00
ALL	TOTAL		284,325.82	.00	959.96	.00	285,285.78	758.41	.00	.00	286,044.19
DLQ	M & O		1,618.32	.00	959.96	.00	2,578.28	758.41	.00	.00	3,336.69
DLQ	I & S		.00	.00	.00	.00	.00	.00	.00	.00	.00
DLQ	TOTAL		1,618.32	.00	959.96	.00	2,578.28	758.41	.00	.00	3,336.69
CURR	M & O		282,707.50	.00	.00	.00	282,707.50	.00	.00	.00	282,707.50
CURR	I & S		.00	.00	.00	.00	.00	.00	.00	.00	.00
CURR	TOTAL		282,707.50	.00	.00	.00	282,707.50	.00	.00	.00	282,707.50

FISCAL START: 10/01/2021 END: 09/30/2022 JURISDICTION: 0412 RIVER PLANTATION MUD

CERT TAXABLE VALUE	ADJUSTMENTS	ADJ TAX VALUE	TAX RATE	TAX LEVY	PAID ACCTS
160,283,701	8,887,431	169,171,132	00.316000	534,584.11	756

YEAR	TAXES DUE	MONTH ADJ	ADJUSTMENT YTD	LEVY PAID	PAID YTD	BALANCE	COLL %	YTD UNCOLL
2021	506,536.11	780.99-	28,048.00	282,707.50	329,315.97	205,268.14	61.60	0.00
2020	14,158.53	1,385.89-	1,385.89-	93.90	1,240.32	11,532.32	9.71	0.00
2019	7,515.69	.00	0.00	762.21	931.49	6,584.20	12.39	0.00
2018	5,912.51	.00	0.00	762.21	764.16	5,148.35	12.92	0.00
2017	2,742.40	.00	0.00	0.00	0.00	2,742.40		0.00
2016	1,311.97	.00	0.00	0.00	0.00	1,311.97		0.00
2015	713.87	.00	0.00	0.00	0.00	713.87		0.00
2014	354.63	.00	0.00	0.00	0.00	354.63		0.00
2013	332.97	.00	0.00	0.00	0.00	332.97		0.00
2012	63.24	.00	0.00	0.00	0.00	63.24		0.00
2011	66.47	.00	0.00	0.00	0.00	66.47		0.00
2010	61.28	.00	0.00	0.00	0.00	61.28		0.00
2009	61.28	.00	0.00	0.00	0.00	61.28		0.00
2008	61.48	.00	0.00	0.00	0.00	61.48		0.00
2007	62.36	.00	0.00	0.00	0.00	62.36		0.00
2006	13.54	.00	0.00	0.00	0.00	13.54		0.00
2005	18.02	.00	0.00	0.00	0.00	18.02		0.00
2004	19.24	.00	0.00	0.00	0.00	19.24		0.00
2003	67.70	.00	0.00	0.00	0.00	67.70		0.00
2002	69.51	.00	0.00	0.00	0.00	69.51		0.00
2001	74.08	.00	0.00	0.00	0.00	74.08		0.00
2000	0.00	.00	0.00	0.00	0.00	0.00		0.00
***	540,216.88	2,166.88-	26,662.11	284,325.82	332,251.94	234,627.05		0.00