

Lightbox Double 160

Double-sided LED frames

- NF-041600
- NF-211600
- NF-561600
- Any colour possible

Specifications

- 160 mm
- 📦 2.005 kilos/meter
- ↗ 6150 mm
- 💡 Illuminated
- © CE certified
- ✓ Two-year warranty




About the Lightbox Double 160

This double-sided illuminated profile was designed to illuminate large-format textile prints and create illuminated 3D constructions in combination with the Carre 160. Available with side lighting and backlit illumination.

The advantages

- ✓ Suitable for large formats
- ✓ LED technology: edge-lit and LED on Stabilizer
- ✓ Even light distribution
- ✓ Combine it with the Carre 160
- ✓ Two-year warranty



Lightbox Double 160 Double-sided LED frames

Mounting



Freestanding

Freestanding frame with a textile on both sides.



Attached to the ceiling

Frames suspended from the ceiling. Both horizontal as well as vertical suspension is possible.

Finish



Closed

An even finish. If desired, holes can be drilled in the profile so that accessories can be attached.

Illumination



Edge-lit

- lit from the edge
- Good quality/price ratio
- Compactly packed, economically transportable
- Relatively low power consumption




LED on Dibond

- Even light distribution due to backlighting
- Suitable for small and medium sized frames
- Narrow frames possible
- Quick installation due to pre-assembled frame



LED on Stabilizer

- Even light distribution due to backlighting
- Suitable for small and large frames
- Compactly packed, economically transportable
- Relatively low power consumption



Dynamic LED

- Available in RGB and white
- Many application possibilities
- Infinite flexibility with your own animations
- Easily adjust light intensity and colours

Brightness



Bright LED

- Most common brightness
- Even distribution of light
- Relatively low power consumption



Super Bright LED


- Distinctive and impressive luminosity
- Dimmable, DALI dimmable, and non-dimmable
- Suitable for ceiling lighting
- Suitable for single-coloured and white textiles

Lightcolour




3000K

Warm white.



4000K

Yellow white.



6500K

Bright white (daylight).

Dimmable



Dimmable

The brightness of the LED frame can be adjusted with a dimmer. This way, the light intensity can be determined depending on the environment.



DALI dimmable

The LED frame is prepared for a connection to a DALI system.

Dimmer



Dimmer

The LEDs have white colours. The three most commonly used colours are: warm white, yellow white and bright white.

Stabilizers




Stabilizers


In order to guarantee the stability of the frame, stabilizers must be placed in the frame. This way the construction is sturdy.

Recommended accessories

Baseplates




Baseplate simple
FK-0100



Baseplate slim
FK-0105




Baseplate slim refined
FK-0107




Baseplate heavy
FK-0110

Ceiling mounts



Ceiling mount
FK-0360



Suspension cable
FK-7900

Connectors



Frame Connector
FK-0668

Locksets



Lockset 120/160
FK-1200



Lockset stabilizer
FK-0220



Lockset stabilizer 45°
FK-0222

Stabilizers



Stabilizer 43

NF-04438



Mini stabilizer

NF-56240

Extension sets



**Extension set
double 120/160**

FK-0534

Led-componenten



Powered 3LEDs

AF90-016



Powered 6LEDs

AF90-017



Powered 9LEDs

AF90-015



Powered 3LEDs

AF90-040

Led-strips



Powered 6LEDs

AF90-045



2.1W / 24V (47 cm)

AF90-035



FK7 12LEDs

AF92-020



FK7 2LEDs

AF92-005

Controllers



**LED controller
dimmer**

AF92-220

Drivers



**Led driver 24V/30W
with cable**

AF99-338-WC



**Led driver 24V/60W
bulk**

AF99-340-BP



Led driver 24V/60W

AF99-340



**Led driver 24V/60W
with cable**

AF99-340-WC