

EMPAT Direct Exam Round 62  
 Proficiency Testing Performance for Participant ID: PAT-101812

 Page 1 of 4  
 Report Issue Date: 04/30/2020

 Hawaii Analytical Laboratory, LLC  
 3615 Harding Ave Ste 308  
 Honolulu, HI 96816-3759

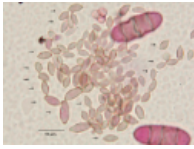

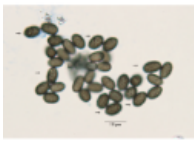
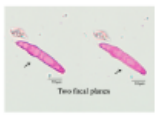
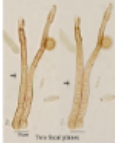
This report contains your organization's EMPAT Direct Exam Proficiency Analytical Testing results for **EMPAT Direct Exam Round 62**. It is the participant's responsibility to thoroughly review the information in this final report and to immediately contact the AIHA Proficiency Analytical Testing Programs, in writing, if any errors are found.


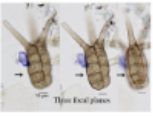
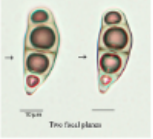

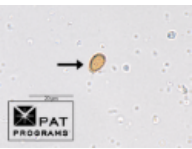
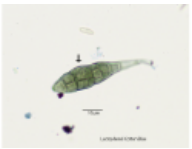

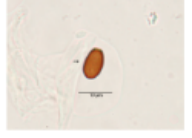
### EMPAT Direct Exam Results





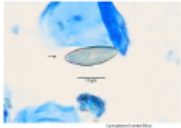

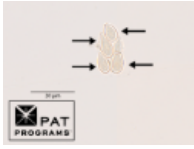
The final report is comprised of two sections relating to EMPAT Direct Exam Round 62. The first section contains your organization's results listed per analyte, per sample. The second section contains your current performance and performance from the two previous rounds, respectively (where applicable). Summary results for all participants for EMPAT Direct Exam Round 62 are located in a separate report.

### Testing Results for EMPAT Direct Exam Round 62

This part of the report contains your organization's results listed per analyte, per sample.

Sample	Display Order	Sample Number	Your Response	Expected Response	Also Accepted As	Score
	19	1	Cladosporium	Cladosporium		5
	9	2	Torula	Torula		5
	3	3	Stachybotrys	Stachybotrys		5
	15	4	Ascospores, non-specified	Ascospores, non-specified		5
	18	5	Hyphal Fragments	Hyphal Fragments		5

Sample	Display Order	Sample Number	Your Response	Expected Response	Also Accepted As	Score
	12	6	Myxomycetes/ Periconia/Smuts/Rusts	Myxomycetes/ Periconia/Smuts/Rusts		5
	4	7	Tetraploa	Tetraploa		5
	5	8	Curvularia	Curvularia		5
	11	9	Nigrospora	Nigrospora		5
	20	10	Ganoderma	Ganoderma		5
	17	11	Alternaria	Alternaria		5
	7	12	Aspergillus/ Penicillium-like	Aspergillus/ Penicillium-like		5
	16	13	Basidiospores, non-specified	Basidiospores, non-specified		5

Sample	Display Order	Sample Number	Your Response	Expected Response	Also Accepted As	Score
	1	14	Bipolaris/Drechslera/ Helminthosporium/ Exserohilum	Bipolaris/Drechslera/ Helminthosporium/ Exserohilum		5
	8	15	Chaetomium	Chaetomium		5
	13	16	Pithomyces-like	Pithomyces-like		5
	6	17	Non-specified spore	Non-specified spore	Sample Did Not Pass Scoring Acceptance Criteria	5
	14	18	Ascospores, non-specified	Ascospores, non-specified		5
	10	19	Spegazzinia	Spegazzinia		5
	2	20	Botrytis	Botrytis	Non-specified spore	5
Round Performance						100%

**Overall Performance Summary Concluding with EMPAT Direct Exam Round 62**

The following table contains your organization's current and two previous test rounds performance respectively (where applicable). For more information in regard to the determination of proficiency, please visit: [www.aihapat.org](http://www.aihapat.org).

Sample	Round	Round Score	Round Performance	Proficiency Status - Three Round Score
Direct Exam	60	95%	PASS	
	61	100%	PASS	
	62	100%	PASS	PROFICIENT

**Interpretation Notes:**

Pass: Round Score greater than or equal to 85%

Fail: Round Score less than 85%

P - Proficient; NP - Non-proficient; I - Indeterminate (not enough rounds to determine proficiency)

A participant is rated proficient for the applicable EMPAT analyte group if the participant has a passing score for the applicable EMPAT analyte group in two (2) of the last three (3) consecutive PT rounds. A participant is rated non-proficient for the applicable PT analyte group if the participant has failing scores for the associated PT analyte group in two (2) of the last three (3) consecutive PT rounds.

**Technical Comment and Scoring Deviation:**

**Sample 17:** This sample did not pass scoring acceptance criteria and was not scored.

**Sample 20:** Although elements of the photo were highly characteristic of Botrytis, one of the conidia depicted was atypical and therefore, non-specified spore was permitted as an accepted answer.

Additional information on the following items are available in the Environmental Microbiology Scheme Plan:  
Procedures used to establish criteria for evaluation.

Scoring Acceptance Criteria: Sample images go through scoring acceptance criteria checks that requires 80% agreement between the reference laboratories and 50% agreement among the population. Any challenges that fail these criteria or pass but have issues flagged by the responses of participant laboratories in the round will also be researched and final decisions made by the AIHA PAT Board.

Scoring: Scoring is based on the following point system: +5 points for a correct identification and 0 points for an incorrect identification. Participants that incorrectly identify a challenge that fails to pass acceptance criteria will receive full credit of 5 points; with each round of testing having the possibility of achieving a maximum full credit correct score of 100 points. A passing score for a round is achieved with a score of at least eighty-five (85) percent.

Participants shall not describe their proficiency status in a manner that implies accreditation, certification or variations thereof. PAT results pertain only to the participant organization at the location listed on this results report. AIHA PAT Programs makes every effort to ensure that individual participant results are kept confidential and are not made public. Round results are only released to the participant and those entities requiring this information for accreditation, regulatory and contract purposes. New participants are made aware of the arrangement in advance of participation and consent is sought prior to the release of records for participants. PAT reports may not be reproduced or distributed unless copied in its entirety.

Authorized by:  
David Clawson  
Technical and Quality Manager  
AIHA PAT Programs  
dclawson@aiha.org