


# INTEGRITY ROOF SYSTEM™

A complete approach to  
long-lasting beauty  
and performance.



A family of four is gathered around a tablet computer. A woman on the left is looking at the screen. A man with a beard in the center is smiling and looking at the screen. A woman on the right is holding a young child who is also looking at the screen. The background shows a bright, modern interior with large windows and a wooden beam on the ceiling.

So it's time to put a new roof on your home. Let us show you how the CertainTeed Integrity Roof System™ can help you achieve long-lasting beauty and performance.

Just flip through the following pages, and we'll show you the key elements of your new roof system.





# START HERE

We start with the decking on your home, before we add the components of the Integrity Roof System.



Now that your roof deck is ready, the first step is to protect your home against wind-driven rain and ice dams.





# WATERPROOFING UNDERLAYMENT

The first step in your defense against the elements. Self-adhering underlayment is installed at vulnerable areas of your roof to help prevent leaks from the wind-driven rain and ice dams.



The second step in protection is to fully cover the deck with a water-resistant layer.





# WATER-RESISTANT UNDERLAYMENT

Provides a protective layer over the roof deck and acts as a secondary barrier against leaks.





We have the deck protected, now it's time to start installing shingles. And to do that, we use a Starter Shingle.



# STARTER SHINGLES

Starter Shingles are the first course of shingles that are installed and designed to work in tandem with the roof shingles above for optimal shingle sealing and performance.






Now it's time to install  
the CertainTeed shingle  
in the style and color  
that you have chosen.



# SHINGLES

Choose from a variety of Good-Better-Best styles to complement any roof design and fit your budget.





In order for your roof to last longer and your home to be more comfortable, it needs to breathe.



# VENTILATION

The roof that breathes is shown to perform better and last longer. Ridge Vents, in combination with Intake Vents or Soffit Vents, allow air to flow on the underside of your roof deck, keeping the attic cooler in the summer and drier in the winter.






The shingles and ridge vents are installed, now it's time to cap them off with a distinctive finishing touch.



# HIP & RIDGE CAPS

Available in numerous profiles, these accessories are used on the roof's hip and ridge lines for a distinctive finishing touch to your new roof.







And there you have it,  
a beautiful new roof on  
your home. Hopefully this  
booklet on the Integrity  
Roof System helped you  
along the way.



# Products that perform.

CertainTeed has all of the products you need to make the Integrity Roof System™ work for you. From the edges to the hips and ridges. From the underlayment to the finished surface. CertainTeed products work together to help ensure your roof system performs at the highest level.

## Waterproofing Underlayment

WinterGuard®  
DryRoof® SA

## Water-Resistant Underlayment

RoofRunner® and  
DiamondDeck®

## Starter Shingle

SwiftStart®, High-Performance  
Starter and Presidential Starter®

## Shingles

A wide variety of styles to fit any home, covered by the strongest warranty in the business

## Hip & Ridge Caps

Shadow Ridge®, Cedar Crest®,  
Mountain Rdige® and Shangle® Ridge.

## Ventilation

CertainTeed® Ridge Vent,  
CertainTeed® Rolled Ridge Vent,  
CertainTeed Intake Vent and  
CertainTeed Soffit Vent

learn more at: [certainteed.com/roofing](https://certainteed.com/roofing)



### CertainTeed

CEILINGS • DECKING • FENCE • GYPSUM • INSULATION • RAILING • ROOFING • SIDING • TRIM

20 Moores Road Malvern, PA 19355 Professional: 800-233-8990 Consumer: 800-782-8777 [certainteed.com](https://certainteed.com)

© 03/23 CertainTeed, Printed in the USA, Code No. 20-20-3797