





RADON MED-TECH

MEDICAL ENGINEERING



COMPLETE TURNKEY SOLUTION FOR HOSPITAL TERRITORY

*CENTER GAS PIPE LINE * MODULAR OR * VINYL FLOORING
* VOC FREE CLEAN LAB * IVF / IUI SETUP



एन एस आई सी
NSIC
ISO 9001 : 2008

MSME
सूक्ष्म, लघु एवं मझम उद्यम
Micro, Small & Medium Enterprises





TURKEY SETUP OF PMGS

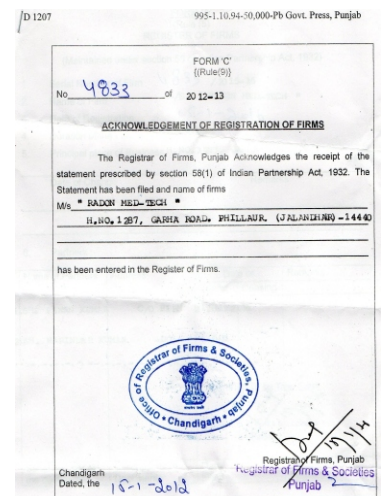
Copper Piping
Oxygen Base Unit
Nitrous Gas Unit
Medical Air base Unit
Surgical Base Unit
Vacuum System base Unit
Gas Outlet
Bed Head Panel
Isolation Ball Valve
Valve Box Assembly
Area Gas Monitoring Alarm
ICU Gas Alarm
ICU Media Bridge
Ceiling Pendant
ICU Pendant
Single Arm Pendant
Double Arm Pendant
Vertical Bed Head panel
Double Vertical Bed Head Panel



About Company

Radon Med-Tech was established in 2009 as an Indian venture of one of the world's foremost Hospi infra & medical engineering group. Over the past few years, Radon Med-tech has become one of the primary Turnkey Setup of Center Gas Pipe Line & Modular Operating Theatre construction and also specialists in Medical Systems including Drafting & Designing of project with provision of quality healthcare on a truly global basis, backed by a wealth of technical expertise and extensive experience

Radon Med-Tech is works & prepare Hospital/Clinic design as International Medical Gas and Operation Theater Standards. It provides full technical support and design services, understanding the customer's needs and providing a complete, safe, maintainable and cost effective system.



Udyog Aadhaar	
A	Type of Enterprise: Micro, Small, Medium Manufacturing: A, B, C Services: D, E, F UJAN: PB16A000733
Udyog Aadhaar Memorandum	
1. Aadhaar Number	4505050220
2. Name of Entrepreneur	PAWAN KUMAR
3. Social Category	SC
4. Name of Enterprise	RADON MED-TECH
5. Type of Organization	PARTNERSHIP
6. Postal Address	B203030, MOHALLA, SARAI NEAR RAILWAY STATION, NAKODAR, JALANDHAR (PB)-144040
7. Date of commencement	01/01/2016
8. Previous Registration details (if any)	
9. Bank Details	IFSC Code: UH00007541 Branch Name: 754100310000009
10. Major Activity	MANUFACTURING
11. National Industry Classification Code	MANUFACTURING OF OTHER ARTICLES N.E.C.
12. Persons employed	15
13. Investment (Plant & Machinery / Equipment's)	3(Rs. In Lakhs)
14. District Industry Centre	JALANDHAR
Declaration I hereby declare that information given above is true to the best of my knowledge. Any information, that may be required to be verified, shall be provided immediately before the concerned authority.	

Standard & Codes:-

- BS-5682:1998, MDD -93/42/EEC, HTM 2022 and 02-01, NFPA 99, BS 864,
- BS: EN 13348 , IS/7396-1: 2007 & Class I, Class II, Class III & Class IV,
- EN 438, IS/ISO 4586. ISO 9000, ISO 13485, GB/T/1900- 2000, ISO 9001:2008,
- YY/T/0287- 2003/ ISO 13485.

Table of contents

OVERVIEW	1
USES OF EACH PIPED MEDICAL GAS SYSTEM	6
OXYGEN (O2)	7
NITROUS OXIDE (N2O)	7
MEDICAL AIR 4 BAR (MA4)	7
SURGICAL AIR (MA7)	8
MEDICAL VACUUM	8
CARBON DIOXIDE (CO2).....	8
NITROGEN (N)	8
PMGS INSTALLATION SYSTEM STANDARDS	9
SINGLE STAGE.....	9
DOUBLE STAGE.....	9
PMGS COMPONENTS.....	10
COPPER PIPELINE	11
COPPER PIPE LINE INSTALLING INSTRUCTIONS	11
OXYGEN BASE UNIT	12
OXYGEN BASE UNIT COMPONENTS.....	13
MEDICAL AIR BASE UNIT.....	14
MAIN PARTS OF AIR PLANT.....	15
MEDICAL COMPONENT AIR PLANT	16
MEDICAL VACUUM BASE UNIT	16
TERMINAL UNITS	17
BED HEAD UNITS.....	18
CEILING PENDANT.....	19
MEDIA BRIDGE	20
WARNING ALARM SYSTEM & ACCESSARIES.....	21

Overview

First as a start, we will discuss what is the important of the Piped Medical Gases used in hospitals.


Why the system designed as a central system that replaced with the old-fashioned portable medical gases cylinders ...

Medical Gases used for the patient's health care, some patients suffers from shortness in breathing and not for not effective oxygen provision to the lungs. Medical gases are such named because of its great effect in the Medical field

How does the Pipe Medical Gases reach for the patient in their rooms?

- Medical gases as a definition they are specific gases that separate from the air individually and the commonly used in hospitals are:

- 1- Oxygen O₂ with white coloured pipes
- 2- Nitrous Oxide N₂O with its blue piped
- 3- Medical air 400 Kpa Or 4 Bar MA-4 with black/white pipes or white/salmon pink
- 4- Medical air 700 Kpa Or 7 Bar MA-7
- 5- Medical Vacuum, which listed as a medical gas but in fact, it is a suction system, pipes for liquid wastes known by its yellow pipes.
- 6- Carbon Dioxide CO₂ grey pipes
- 7- Nitrogen N₂ (commonly used instead of compressed air in surgical equipment)
Black/Green pipes



These gases flows through a huge central pipes network that have outlets in the patient's rooms (recovery room), Emergency Department (ER), intensive care unit (ICU) and operations unit.

In the next paragraphs we will see also how is that central gases network connected by taking examples of two international Installation standards systems. In addition, how to differentiate between them.

- 1- Single Stage.
- 2- Double Stage.

The old-fashioned medical gases system replaced by the new system, which is the central gases network known by MGPS (Medical Gases Pipeline System)

Old system formed from cylinders that placed in the rooms and distributed in the hospital (Operations unit, ER, ICU) causing efforts in transportations with high costs and issues in sterilization and waste if areas. Regardless of the terrible Chaos view in rooms and risky status cause, it will be as a ticking (time) bomb.

MGPS had solved all these problems by well-designed and well-demonstrated pipeline system.



The Uses of Each Medical Gases

Oxygen O₂



- As a gas: oxygen is the most important gas on the earth; it formed about 21% of the natural air.

In the ordinary conditions, oxygen is colorless, odorless, tasteless gas. Primarily used in respiratory - therapy and anesthesia, Has the ability to support life and support combustion. Although oxygen is non-flammable gas, Materials that burn in air will much more vigorously and create higher temperature in oxygen-enriched atmospheres so the oxygen pipes or cylinders considered as a high-risky source.

Oxygen used in the internal department, preterm babies department, ICU, Recovery department and Operations units (OR).

Nitrous Oxide



Exists in the normal conditions in atmosphere as a gas, its smell is somehow sweet itch, capable of producing the first and second stages in anaesthesia when inhaled, primarily used as an anaesthetic.

Nitrous Oxide is non-flammable gas but it helps in burning in a lesser extent than oxygen. Used commonly in operational rooms (OR), and not further in the ICU.

Medical Air 400Kpa



Exclusively used in human respiration (respiratory therapy) or calibration for respiratory applications, supplied from cylinders or medical air compressors

Medical Air 700Kpa1



Surgical air at 700 kPa used as the power source for surgical tools.


Medical Vacuum



The medical vacuum pipeline system provides immediate and reliable suction for medical needs, particularly in operating theatres.

Primarily used for patient treatment in surgery, recovery, and ICU.

Carbon Dioxide CO₂



Carbon dioxide is used less commonly now as a respiratory stimulant, and for insufflation during surgery.

Nitrogen N₂



Exists as a gas at atmospheric temperatures and pressures.

Clear, colourless, and tasteless gas.

Comprises approximately 18% of the earth's atmosphere.

Used for pipe joining -welding- and pressure testing purposes.

Used to power instruments.

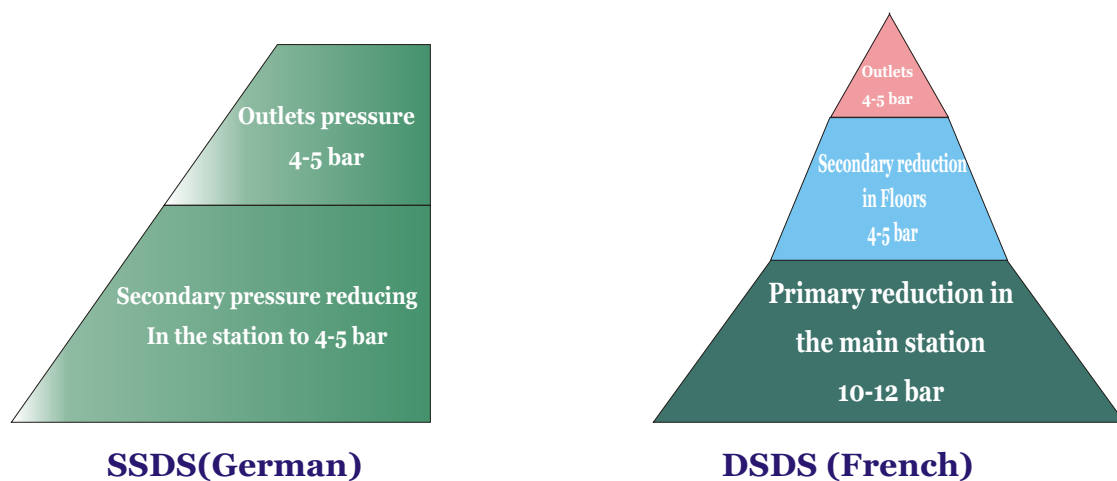
The international installation system standards of the medical gases pipeline systems:

Single stage distribution system (German)

The single stage distribution system standard known as (German) and that's because the medical gases pressure is reduced to the required pressure at the outlets and that is occurred in the main station bear in mind that it's necessary to provide the system with more than one supplying source.

Benefits:

- Reducing the pipes diameter as much as possible (cost reduction).
- The pressure inside the pipes is much less than in the double stage distribution system.



Double stage distribution system (French)

Medical gases pressure reduced in two successive stages, the first stage is to set the pressure to be abnormal if compared with the required pressure let us say (10-12) bar, and then the second stage takes place and the pressure reduced again in the floors to reach the desired pressure at the outlets (4-5) bar via secondary regulators.

Benefits:

- The ability to supply new sections, departments and rooms in the hospital with medical gases from the main pipeline branch in the floors without installing a new supplying source in the main station unlike the single stage distribution system.

Medical Gas pipeline system components

Medical gas pipeline

Medical Oxygen plant

Medical Nitrous oxide

Medical compressed air

Medical Vacuum plant

Terminal units

Regulators

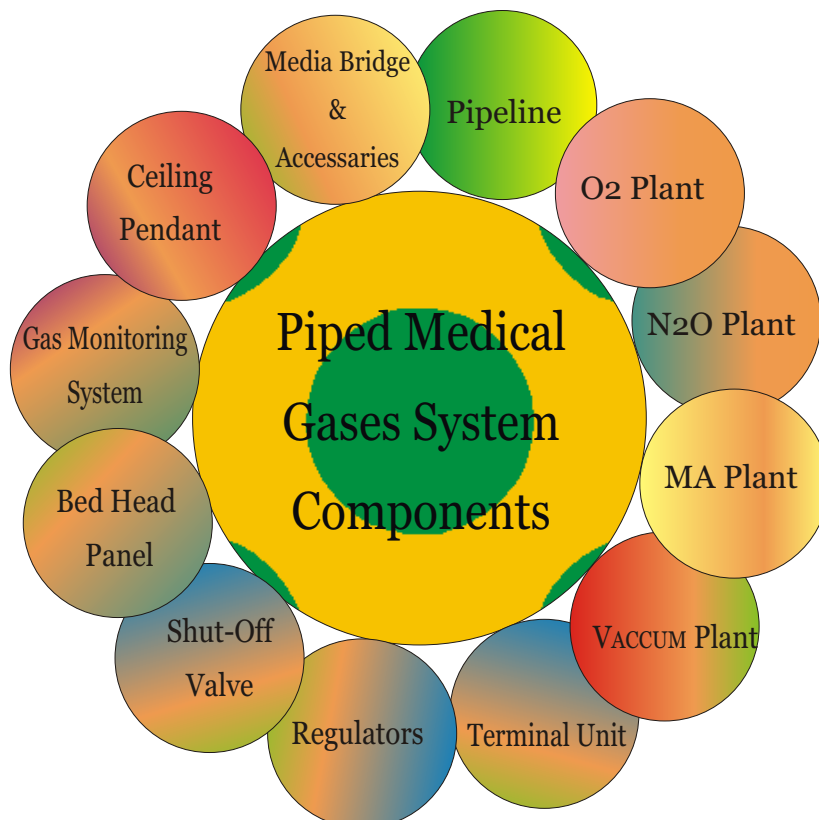
Shutoff valves

Bed head unit

Warning and alarm system

Ceiling pendant

Media Bridge & Accessories



Pipeline



Material:

- Medical clean chemically treated against corrosion copper pipes also the all the installing equipment.
- Pipes must transported with a sealing at the two ends keeping it safe from dust, pollution and other pollutants.
- Delivering it cleanly and must be for medical purposes only (medical degreased)

Installing Instructions:

Avoid

- Mechanical Hazards (Elevators)
- Chemical Hazards (Laundry)
- High temperature (incinerator)
- Greases, oils and electrical sparks (Generators)
- Physical Hazards (trolleys path)

Precautions

- Surrounding the pipeline with St. Steel or PVC pod passing in the walls to avoid the pipes from the corrosion.
- Never install exposed oxygen pipes in the flammable materials stores or in the kitchens and laundries.
- If it is Necessitate to install the oxygen pipes in these conditions, a protecting cover must attached to the pipes avoiding gas leakage.

Guidance

- Identification of pipelines with arrows, which indicates flow direction.
- All the gases have the same direction except the vacuum pipe.
- Every pipe have a special colour code as previously explained.


Oxygen Plant

Sources

- Oxygen main station.
- Liquefied oxygen tank.
- Oxygen Generator

Oxygen station components

- Reducer / Changeover:



Allow the gas to pass from the both sides according to the pressure deference
(Automatic switching)


-Manifold



Allowing gas to be branched through several pipes.

-Cylinder rack

Fixing the cylinder




-Liquefied Oxygen

Fixing the cylinder

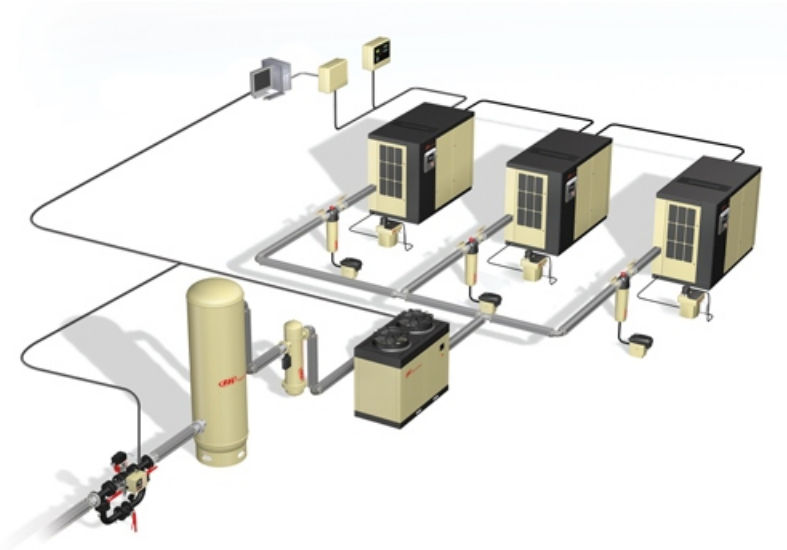


- Liquefied Oxygen tanks used in the huge hospitals or when consuming rate is higher than normal value.
- Isolate tanks contain thousands of liquefied oxygen liters.
- Liquefied oxygen when evaporated expand to multiple times of its liquefied state volume (more economical)
- Every Tank has its own evaporator.
- The temperature inside the tank about -183°C .
- Every tank has its own pipeline system responsible to compensate the decreasing in Oxygen level.
- These tanks placed in private areas, easy to reach via Oxygen car and easy to be maintained.

Medical compressed air plant



Medical Air Plants used to supply medical quality air for Respiration and Surgical needs.



Medical Air Plant Main Parts:

- 1- Air Compressors.
- 2- Heatless Desiccant Duplex Dryer.
- 3- Electrical Control Panel including Alarm Systems.
- 4- 4 Bar and 7 bar Regulation Group.
- 5- Filter Group, Oil, Odour, Bacteria and Sterile Filters Group.
- 6- Pressed Air Receiver.
- 7- Connection Equipment between units.

System design of medical air plant

- Must consists of two or more compressors.
- Automatic back-flow prevention.
- Isolation valves
- Pressure regulators
- Filters
 - o Dust filter: for removing dust and harmful particles from the compressed medical air
 - o Activated carbon filter: for removing hydrocarbons, oils and water vapour from compressed medical air.
 - o Bacterial filter: remove the bacteria from the compressed medical air.



Air dryer

- o Drying the used air by getting rid of water vapour.



Medical compressed air plant



Medical Vacuum Plant



Terminals units

- Outlets of hospital

- o Oxygen outlets
- o Nitrous oxide outlets
- o Compressed air 4bar
- o Compressed air 7bar
- o Vacuum outlet



- Types of outlets

- o Wall outlets
- o Trunking mounted



For a horizontal array, when viewed from the front, left to right:

Oxygen, nitrous oxide, medical air, surgical air, vacuum, (O₂, N₂O MA4, SA7, MV)

The same at vertical array from top to bottom .




Bead head units



Bed Head Panel
(Aluminum Die Pressed Continuos Type)



Bed Head Panel
(Aluminum Die Pressed Continuos Type)



Bed Head Panel
(Aluminum Excluded)



Bed Head Panel
(Aluminum Excluded Plan Type)



Vertical Bed Head Panel
(Aluminum Excluded)



Vertical Bed Head Panel
(Aluminum Excluded)

Ceiling Pendnat



PIPED MEDICAL GASSES SYSTEM

Media Bridge



PIPED MEDICAL GASES SYSTEM

Warning Alarm & Accessories

Gas Monitoring Alarm



(Analog)



(Digital)

Isolation Ball Valve & Assembly



O2 Flow meter and Suction Jar & Regulator



(O2 Flow meter & Bottle)



(Suction Jar & regulator)



(O.T. Suction Jar Trolley)

Customer support :- +91-1821-221234
Customer support (Technical) :- +91-8968514269



R A D O N M E D - T E C H (I N D I A)

Corp. Office :- # B2/30, Moh. Sarai, Nakodar, Jalandhar (PB)-144040 (INDIA)

Factory :- # Sohal Khurad Road, Back Side Govt Sin Sec School, Nakodar (JAL)-144040

Africa Office :- # NO.1 OLUMO STREET OFF ASO, DRIVE MAITAMA ABUJA. Nigeria.

Phone: +91-1821-221234 ; Mob: +91-97810-70398; +91-8968514269, Toll Free: 1800 843 6969

Web: www.radonmedtech.com ; E-Mail: kumar@rmedgroup.com / mgs.kumar@rmedgroup.com