

John Michael
Designs

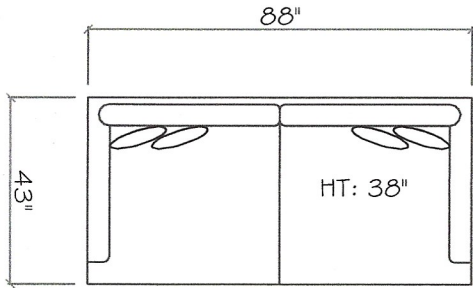
5000 SERIES

5000 A - WITH ANTIQUE NAILHEADS

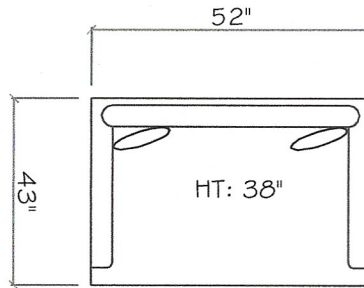
5000 P - WITH PEWTER NAILHEADS

5000 AII - WITH ANTIQUE NAILHEADS - 2 TONE

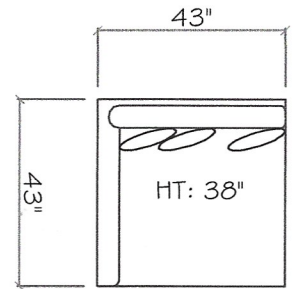
5000 PII - WITH PEWTER NAILHEADS - 2 TONE



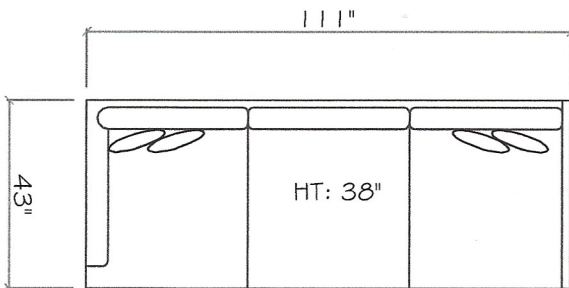
Sofa



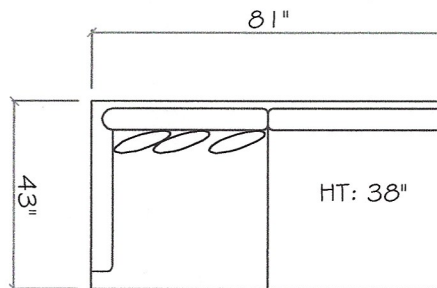
Chair 1/2



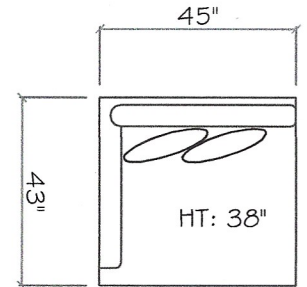
Corner



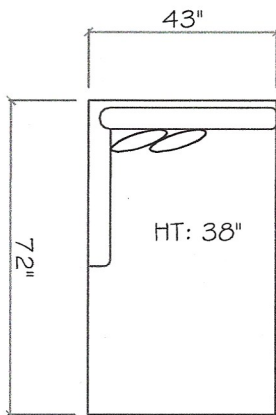
Tuxedo Sofa (LAF or RAF)



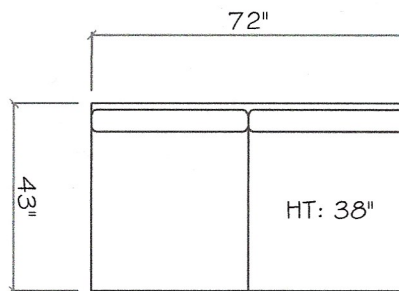
1 - Arm Sofa (LAF or RAF)



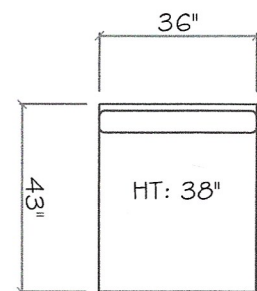
1 - Arm Chair 1/2



1 - Arm Chaise (LAF or RAF)



Armless Sofa



Armless Chair 1/2

Dimensions are approximate with a variance of 1" to 3"