



THE WHITTLER

From the Prez;



We had 32 people in attendance in our March meeting. Twenty people participated in the Cowboy Bottle Stopper class taught by CCA member Dwayne Gosnell. Several people stayed until 2:30 PM to work on their project with Dwayne. We really appreciate Dwayne showing us his tips and tricks in wood carving.

We have a chip carver coming in May. There will only be ten people in the class. There is only one opening left. Please contact me ASAP if you want that last spot.

Once again, thank you to the several people who brought snacks in for us to enjoy.

For those of you who on working on your friendship cane piece, you can start bringing them in anytime.

We had two new members to join us in March. Roger Webb and Paul Warren. Make sure to make them feel welcome.

There was no 50-50 and Steve Baker won the table drawing.

April meeting is the 11th at 9 AM.

Until then, keep making chips. Until then, keep making chips!

Richard D. Phillips, President

2026 Show Update

Our first note on the show has been emailed out. Hopefully you have received a postcard, and more are available to promote the show. We need to work on getting more public attendance. I have a wild idea to share with the show committee and will let you know soon if they like it. Speaking of the committee. We will have a meeting in April to start our planning for the upcoming show. If you want to be on the committee, let me know. We will have a raffle of another dynamite carving tool to recognize the participation of club members in the show. Many ways to gain a raffle ticket (be a committee member, help with setup/teardown, assist in show operations, rent a craft table, enter a carving, attend the show, take seminar, donate to the raffle and maybe more???)

Here are the seminars for this year

Ed Lampert Caricature (Santa Egg) and Painting (1 day each)

Phil Gentry Caricature (roughouts)

John Griscti Chip Carving

Doug Stainbrook Pyrography (he is the one that sells at our previous shows)

Rich Wetherbee Clay, Bark and Roughouts

The details are in the show email but a signup sheet with costs and seminar info will be available at the April meeting.

This Is How I Do It

Sharpening is still the most important aspect of carving. No matter how good you can carve...if the tool isn't sharp, you won't be a good carver. It's nice to have a power sharpener or access to a friend that will sharpen your tools but that isn't the case for all of us. Guessing some of us have just a strop, may not have any effective compound and don't see a lot of improvement in your knife sharpness when you are stropping or your knife is too far gone to be corrected with just a strop. What do you do?

I was introduced with a new reasonably cheaper but very effective sharpening system by brother. It's called Sharpo Products and you can google it and look at their projects. They use a flat thick glass plate with replaceable self-adhering diamond sheets or very special sandpaper, with varying grits. In effect, you can use it as a strop or completely correct problems with your knife bade as well. It comes with two glass plates so you have 4 different grits to use in the sharpening process. Wow, it does the job better than diamond stones or any manual system I have used. I will bring mine into the April meeting so you can check it out. The cost is reasonable and effectiveness is outstanding.



March 14, 2026



Club Demonstration Project

Wow, I saw some of the completed bottle stoppers carved in Dwayne Gosnell's demonstration. Nice job! Sorry I couldn't make it but if you didn't get yours completed, and need help, bring it to the April meeting and we can work on it with our new demonstration. If you did get it done, bring and show it off at our project table. It doesn't have to be painted to be shown on the table. That will be a nice thank you to Dwayne for stopping in and helping us. Nothing makes an instructor happier than seeing his students completing the project.

Now for April project, our plan was an Easter Bunny, but we pushed the Gosnell Demonstration to March so the April meeting is after Easter, the Bunny has left building. Let's do a little girl. It will bring a smile on someone you know. This project was done by Ddalo on YouTube. If you like, you can try it yourself ahead of time. No worries, we will have fun with this project in April.

Don't forget we will have two projects in May. The special project is John Griscti who will provide a day long chip session for free! There are limited spaces and I believe only one spot is left. Richard has the list.

These outside instructors are coming at zero expense to the club members because of your participation and work on our show.

Thank You.

JR



Previous Projects

Did you finish yours, come on let's get them painted and finished!



Cowboy




Leprechaun




Gnomes


What We Are Working On



Lynn Bates



Richard Phillips




Lillie Wece



Larry Eubanks



Ed Lampert



Ellen Yatteau

Maria D'Elío


What We Are Working On



Roger Webb



Dwayne Gosnell



Here for You in 2026 Board Members

President...Richard D. Phillips

Vice President...Maria D'Elia

Secretary...Ellen Yatteau

Treasurer...Dan Young

Board Member...J R Hemmerlein

Board Member...Gary Smith

Board Member...Dick Barnet



Richard



Maria



Ellen




Dan



J R



Gary



Dick

LOCAL CARVING OPPORTUNITIES

Monday

East Tennessee Carving Guild, 6-9pm, Edgewood Primitive Baptist Church,
807 McCammon Ave, Maryville. Any questions, give JR or Dean a call.

Tuesday

1- 5pm, Woodcraft store, 8023 Kingston Pike, Knoxville
9am - Noon, Senior Citizens Center, 1611 Depot St, New Market

Wednesday

9am - Noon, Senior Center, 1403 Oak Ridge Turnpike, Oak Ridge
9am - Noon, My People Senior Activity Center, 1220 W Main St (Chapman Hwy),
Sevierville

Thursday

9am - Noon, Senior Citizens Center, 807 W Jefferson St, Jefferson City

Friday

9am - Noon, My People Senior Activity Center, 1220 W Main St, Sevierville
10am - Noon, John T O'Connor Senior Center, 5th & Winona, Knoxville