



The Whittler

From the Prez!

- We had 32 people in attendance with 20 people participating in the pumpkin carving classes.
- I missed who all brought in the food but there was a good buffet to choose from. Many thanks to each of you.
- Mary won the 50-50 and Lillie won the table drawing.
- Ellen won the drawing for the free class at the show for the third time, however Claudette won the championship round and won the free training class. We raised \$187 from this raffle. There will be another email coming out with the final news for our show. Set up will start a 9 AM on Friday the 3rd of October with entering of the show pieces starting around 1 PM until 5 PM.
- Our nominations for the club officers for 2026 YR will be in November and the elections will be held in December. Remember, Dean is stepping down from Club Secretary and newsletter editor. These are TWO different positions. You can be the Club Secretary and NOT be the newsletter editor. With that that said, we need a newsletter editor volunteer. I would hate to see this important job vanish. Think about it.
- I want to thank all of you that stay behind after each meeting to help clean up. It makes the job so much easier and it is very much appreciated.
- Until then, keep making chips.



Table of Contents

From the "PREZ"	1
Treasurer Report/Club Demonstrations	2
Show Update	3
Table Display	4
Club Mtg Pictures	11
How I Do It	14
Local Carving Opportunities	15

Treasurer's Report for August 2025

Club Demonstrations

We had a good time with 4 projects this past meeting. Thanks to Richard, Dean and Ed for helping this month. Our plan is to have multiple projects each meeting with an "assistant" at each table. What does that mean, we are looking for projects and they don't have to be caricature. For example, if you want to lead a group in a different genre (realistic birds, cottonwood bark, relief or chip carving for example), let me know and we can get a table set aside for you...its that simple. I would like to know in advance to communicate the project to the club.

Our October meeting demonstration is not set up yet, but most likely, will be repeat of the pumpkin project if you want to do a different pumpkin and a Thanksgiving project. And who knows. It's never too early for Christmas projects. Of course, we are open to new ideas! Text me, or call me, 309-620-1197 or corngrinder50@yahoo.com

SHOW Update

Right now, we only have a few openings in training before and after the show. Ed Lampert has a couple openings in his one day class, Friday, October 3. You will be doing a great Santa face and cost is only \$60 and includes the blanks.

Phil Gentry took Gary Falin place due to Gary's health issues. Phil learned from Gary and is a fantastic carver. He will be using Gary's roughouts in a 3-day class for \$150, October 1-3.

Rich Wetherbee has clay sculpting October 6,7 and carving class October 8,9 (roughouts or cottonwood bark). Cost is \$85 per day. ONLY ONE opening in each class.

Donations seem a bit smaller than last year. Please bring in donations on Friday or Saturday morning of the show. Your junk is someone else's treasure! This is how the club makes money to fund the demonstration projects all year long.

Bring your finished demonstration projects to the show. This will show the general public what happens at our meetings. You will receive a raffle ticket for each finished carving....winner gets a carving from me or a free entry to a Dwayne Gosnell Whittling Tuesday class...your choice.

We will have wood for sale at the show, plus Bob Stadtlander will have carving supplies...8 tables worth....almost like a store. He has tools, knives, woodburning supplies, books, roughouts and much more. His website is Stadtlandercarvings.com. Check it out...he can't bring it all and if you let him know in advance you can avoid shipping details


Also, there will be a power carving vendor for the first time...and yes, you can test out the equipment at the show! Ken and Karen Rizza are renting four tables! Their website is powercarvingdepot.com. Check them out.

And last, we will have several carvers demonstrating their techniques at the show. Hope to see you at the show!


We could use some more help managing the registration table during the show. You can sign up for a couple hours and get another raffle ticket for the participation raffle for a Helvie knife.

Last request is for help at the Carving table for the Show Visitors. The project will be a simple one and will give folks a chance to try to carve. Remember...we all started at some time, and this would be a great way to give thanks to those who helped you get started. I will be sending out the project, but I am sure each of you will look like a pro to the people trying to carve for the first time. It's rewarding to help others!


September Table Display















September Meeting







This is How I Do IT!

Two tips today!

Everyone carves trying to make their project look great. But since you are looking at it so long as you carve it, you almost can't see the issues...the carving looks great! Trust me there are always issues! Once you have a carving completed...set it aside and don't look at it for 3+ days, maybe even a week. Pick it up and guess what, you will see problems that you didn't see before...clean it up and you will have a great carving. It's a great way to effectively critique your own work. This is how I do it!

[Dean's Tip: Take a picture of you carving and then look at the picture. You'll be surprised what you find. And keep a small detail knife close to your paint table.]

Amanda, a relatively new carver but not a club member, showed me a pumpkin (one we did in the demonstrations) that she used glow in the dark paint on the pumpkin eyes, nose and mouth. When you shut off the lights...it looks like there is a candle in the pumpkin. A unique addition to your demonstration project. take a look at the Pumpkin and paint. This is how Amanda does it!



LOCAL CARVING OPPORTUNITIES

Monday

East Tennessee Carving Guild, 6-9pm, Edgewood Primitive Baptist Church, 807 McCammon Ave, Maryville. Any questions, give JR or Dean a call.

Tuesday

1– 5pm, **Woodcraft** store, 8023 Kingston Pike, Knoxville

9am - Noon, **Senior Citizens Center**, 1611 Depot St, New Market

Wednesday

9am - Noon, **Senior Center**, 1403 Oak Ridge Turnpike, Oak Ridge

9am - Noon, **My People Senior Activity Center**, 1220 W Main St (Chapman Hwy), Sevierville

Thursday

9am - Noon, **Senior Citizens Center**, 807 W Jefferson St, Jefferson City

Friday

9am - Noon, **My People Senior Activity Center**, 1220 W Main St, Sevierville

10am - Noon, **John T O'Connor Senior Center**, 5th & Winona, Knoxville