

Department of Children and Families Office on Homelessness

Unified Grant (Challenge, ESG, TANF)

Marion County Homeless Council

Financial and Service Delivery Dashboard

Contents:

[Monthly Financial Trend](#)

[Year To Date Fund Source Spending Overview](#)

[Year and Month To Date Activity Overview](#)

[Year and Month To Date Rapid-Rehousing/Prevention Trends](#)

[Year and Month To Date Street Outreach/Case Management Trends](#)

[Year and Month To Date Emergency Shelter Trends](#)

[Year and Month To Date Employment/Income Trends](#)

[Annual and Monthly Data Targets](#)



Report Date: December 2018

Monthly Financial Trend

Marion County Homeless Council

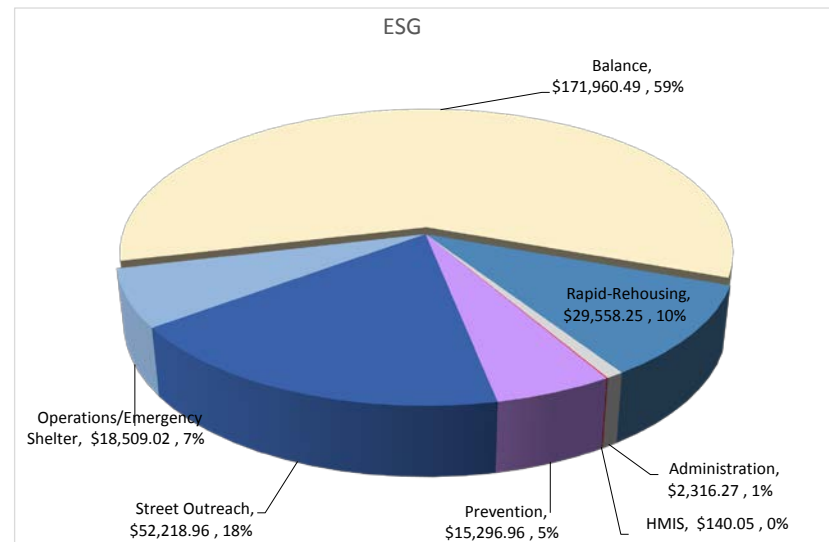
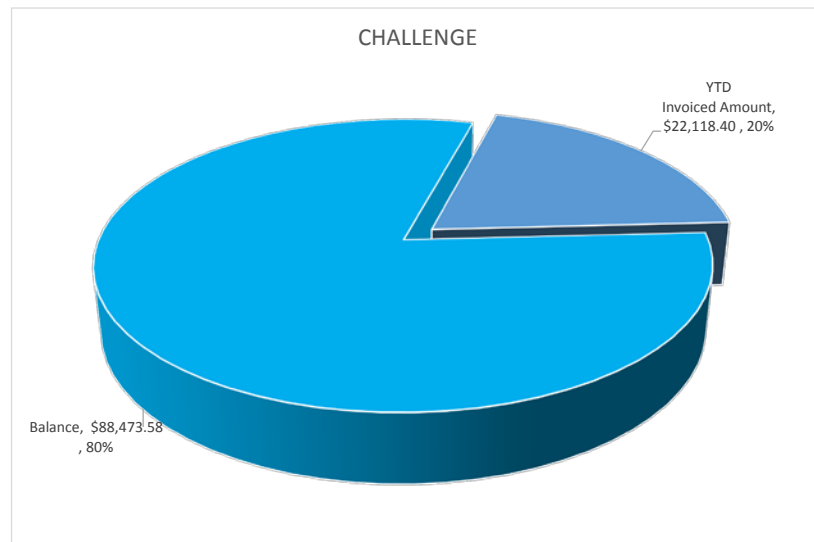
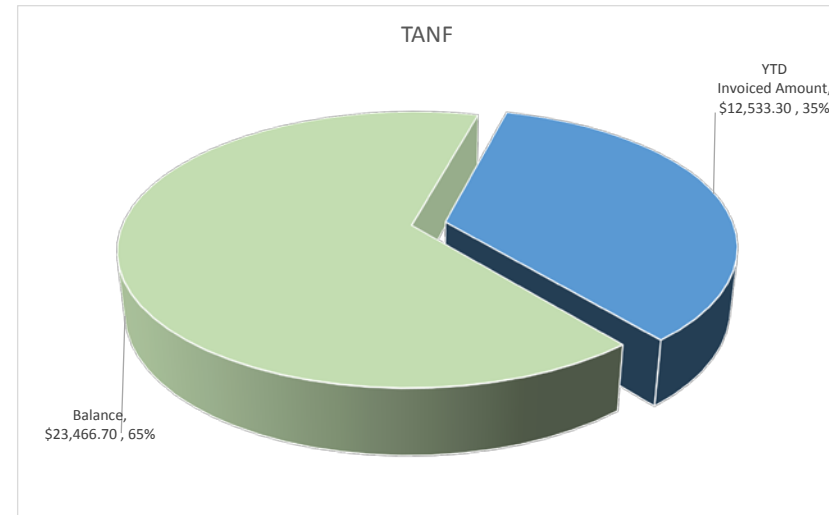
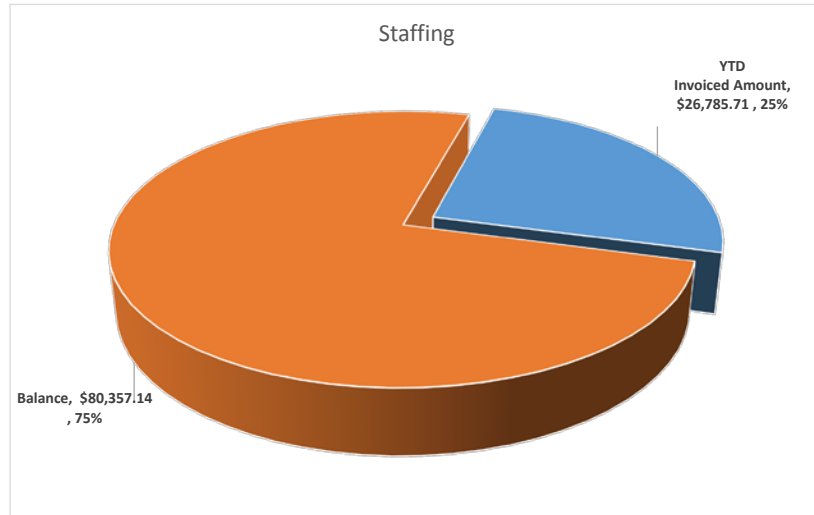
Invoices paid for services delivered through: **October 31, 2018**

Invoices paid as of: **November 30, 2018**

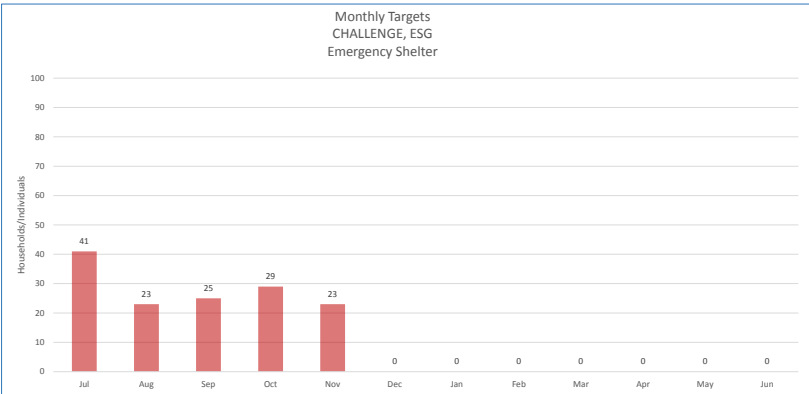
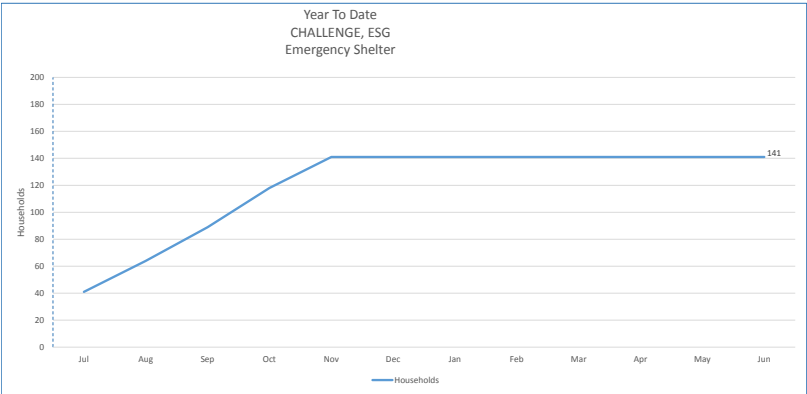
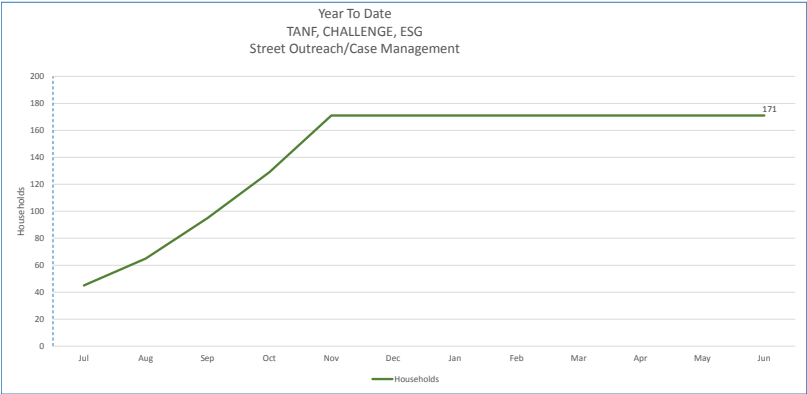
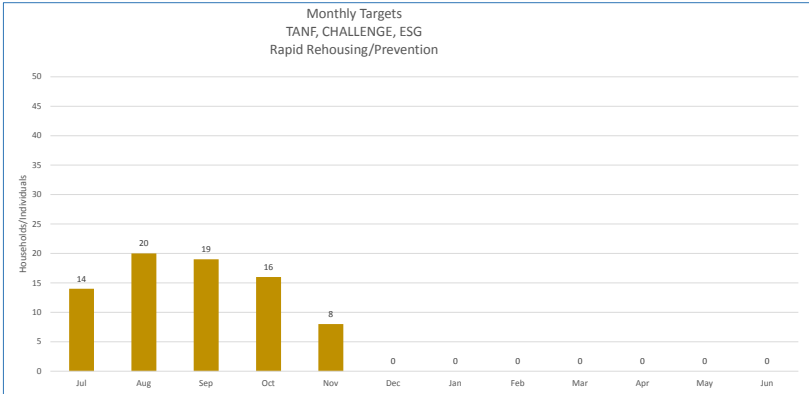
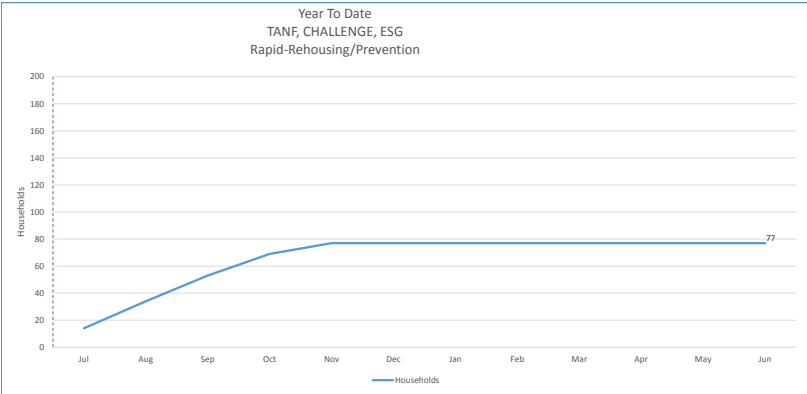
Expenditures by Funding	Awarded	Invoiced Amount	YTD Invoiced Amount	Balance	% Expended	Forecast	End of Year Projection	Projected Surplus/Deficit
Staffing	\$ 107,142.85	\$ -	\$ 26,785.71	\$ 80,357.14	25.00%	\$ 64,285.70	Surplus	\$ 42,857.15
TANF	\$ 36,000.00	\$ 2,737.64	\$ 12,533.30	\$ 23,466.70	34.81%	\$ 30,079.92	Surplus	\$ 5,920.08
CHALLENGE	\$ 110,591.98	\$ 11,059.20	\$ 22,118.40	\$ 88,473.58	20.00%	\$ 53,084.16	Surplus	\$ 57,507.82
ESG	\$ 290,000.00	\$ 34,731.47	\$ 118,039.51	\$ 171,960.49	40.70%	\$ 283,294.82	Surplus	\$ 6,705.18
Rapid-Rehousing	\$ 121,709.00	\$ 6,398.62	\$ 29,558.25	\$ 92,150.75	24.29%	\$ 70,939.80	Surplus	\$ 50,769.20
Administration	\$ 8,017.00	\$ 383.01	\$ 2,316.27	\$ 5,700.73	28.89%	\$ 5,559.05	Surplus	\$ 2,457.95
HMIS	\$ 361.00	\$ 50.23	\$ 140.05	\$ 220.95	38.80%	\$ 336.12	Surplus	\$ 24.88
Prevention	\$ 30,624.00	\$ 3,765.80	\$ 15,296.96	\$ 15,327.04	49.95%	\$ 36,712.70	Deficit	\$ (6,088.70)
Street Outreach	\$ 78,911.00	\$ 19,651.40	\$ 52,218.96	\$ 26,692.04	66.17%	\$ 125,325.50	Deficit	\$ (46,414.50)
Essential Services	\$ -	\$ -	\$ -	\$ -	#DIV/0!	\$ -	Break Even	\$ -
Operations/Emergency Shelter	\$ 50,378.00	\$ 4,482.41	\$ 18,509.02	\$ 31,868.98	36.74%	\$ 44,421.65	Surplus	\$ 5,956.35
Grand Total	\$ 543,734.83	\$ 48,528.31	\$ 179,476.92	\$ 364,257.91	33.01%	\$ 430,744.61	Surplus	\$ 112,990.22

Year To Date Fund Source Spending Overview

Marion County Homeless Council

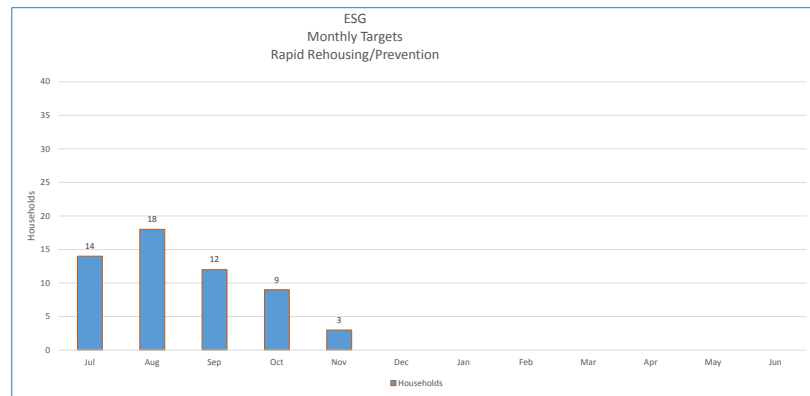
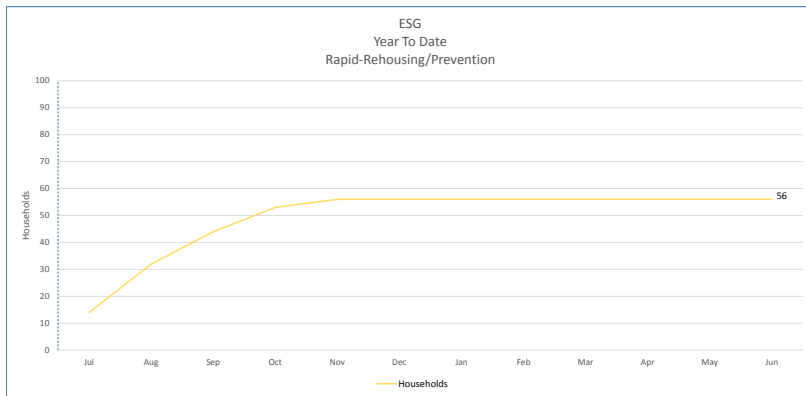
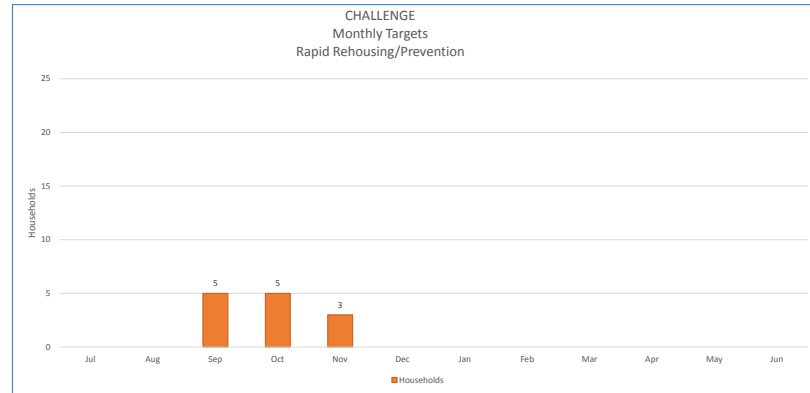
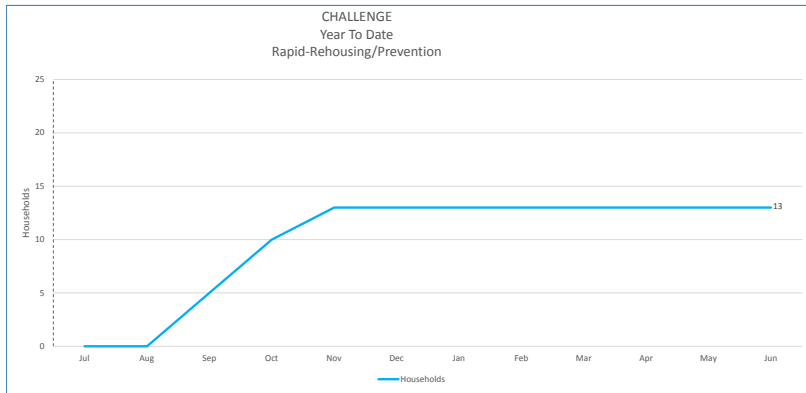
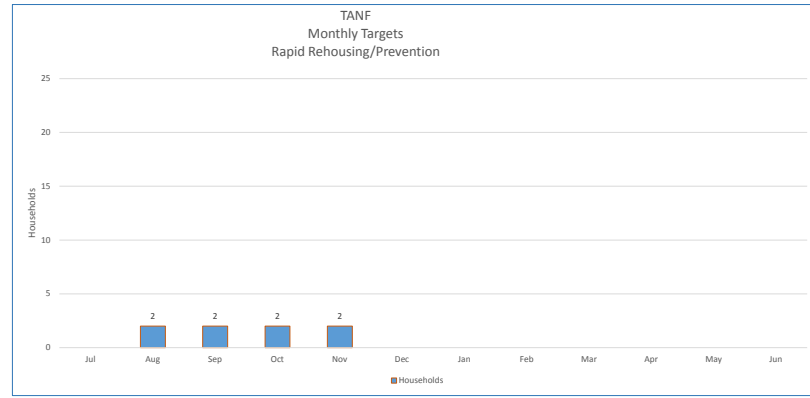
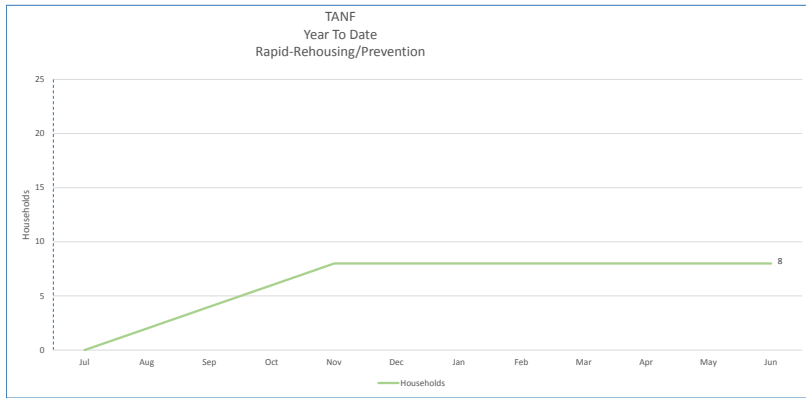


Year and Month To Date Activity Overview Marion County Homeless Council

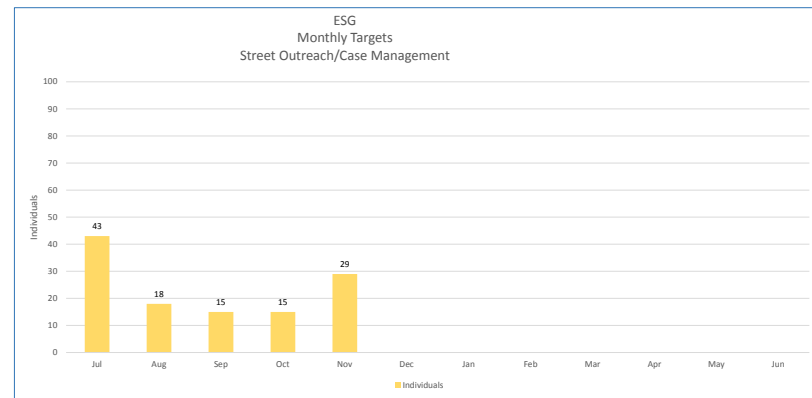
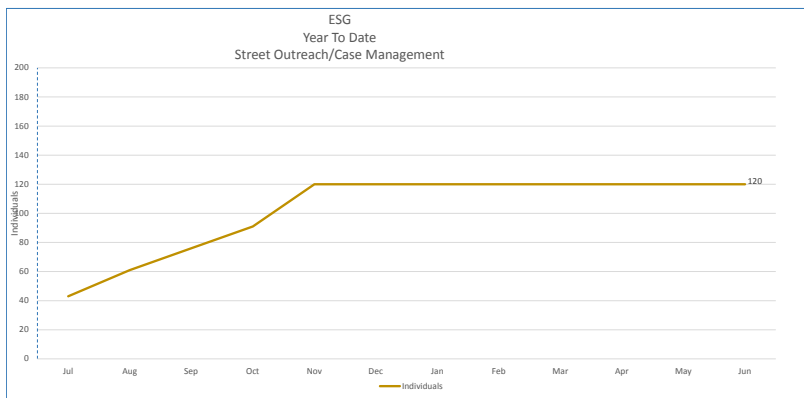
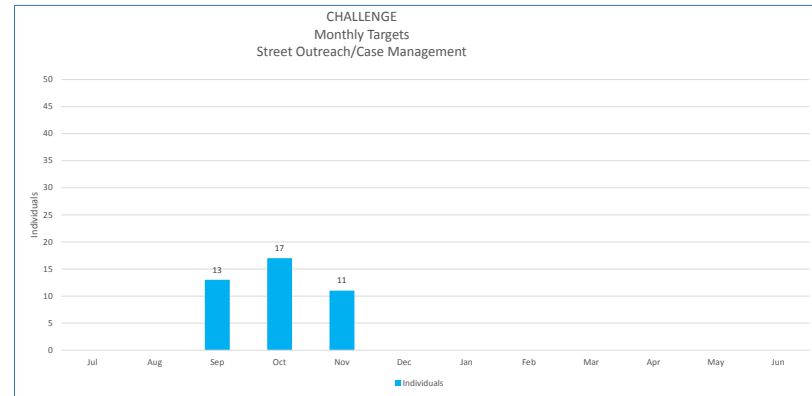
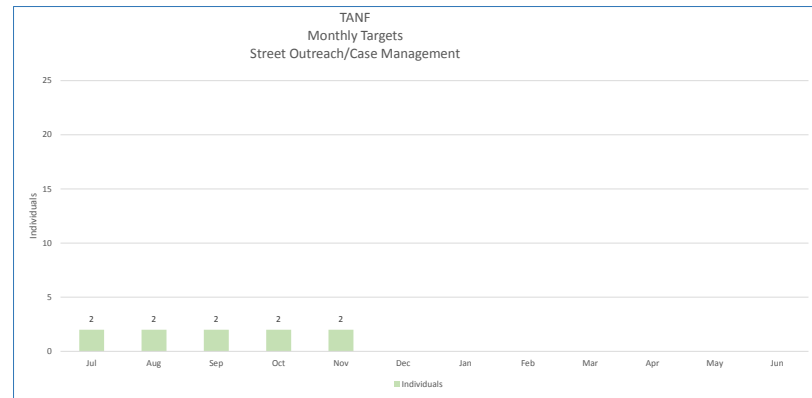


Year and Month To Date Rapid-Rehousing/Prevention Trends

Marion County Homeless Council

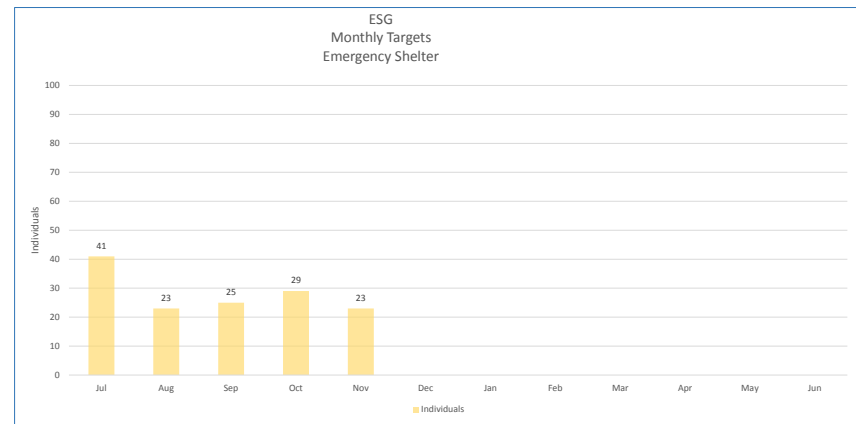
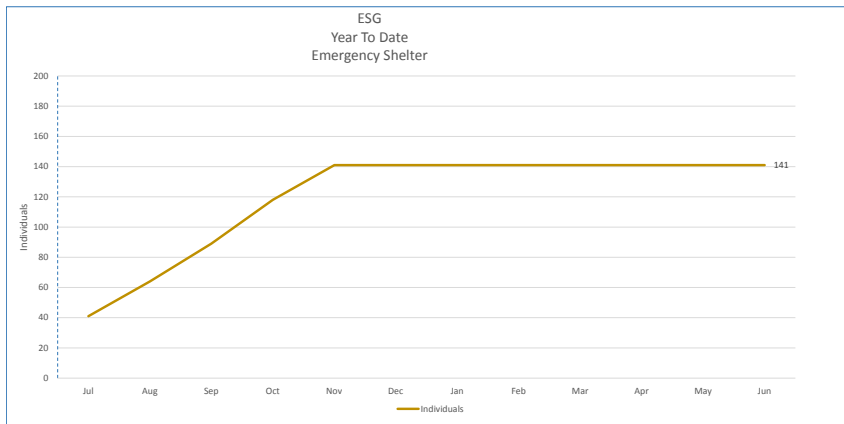
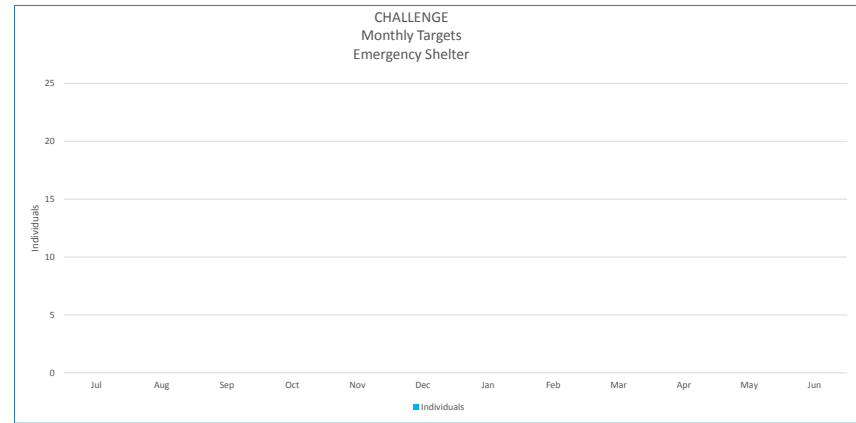
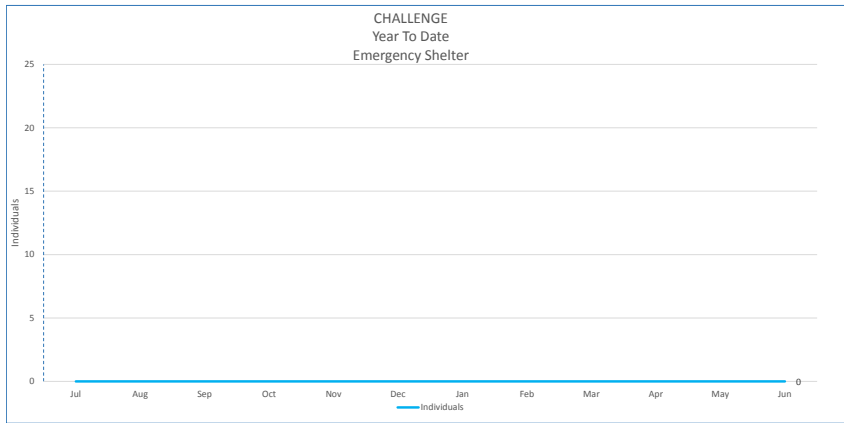


Year and Month To Date Street Outreach/Case Management Trends Marion County Homeless Council



Year and Month To Date Emergency Shelter Trends

Marion County Homeless Council



Annual and Monthly Data Targets

Services through:

NOV	2018
-----	------

Marion County Homeless Council

Monthly Targets

	Households	Individuals													Total	
	Served	Served	Jul	Aug	Sep	Oct	Nov	Dec	Jan	Feb	Mar	Apr	May	Jun		
Rapid Rehousing/Prevention	77	14	14	20	19	16	8	0	0	0	0	0	0	0	0	77
TANF																
Household(s)	8														8	
Individual(s)		0													0	
CHAL																
Household(s)	13														13	
Individual(s)		0													0	
ESG																
Household(s)	56														56	
Individual(s)		14													14	
Street Outreach/Case Management	0	161	45	20	30	34	42	0	0	0	0	0	0	0	0	171
TANF																
Household(s)	0														0	
Individual(s)		10													10	
CHAL																
Household(s)	0														0	
Individual(s)		41													41	
ESG																
Household(s)	0														0	
Individual(s)		120													120	
Emergency Shelter	0	141	41	23	25	29	23	0	0	0	0	0	0	0	0	141
CHAL																
Household(s)	0														0	
Individual(s)		0													0	
ESG																
Household(s)	0														0	
Individual(s)		141													141	
Employment/Income	0	0	0	0	0	0	0	0	0	0	0	0	0	0	0	0
CHAL																
Household(s)	0														0	
Individual(s)		0													0	
Other			0	0	0	0	0	0	0	0	0	0	0	0	0	0
CHAL		0													0	
1		0													0	
2		0													0	
3		0													0	
4		0													0	
5		0													0	
6		0													0	