

Department of Children and Families Office on Homelessness

Unified Grant (Challenge, ESG, TANF)

Marion County Homeless Council

Financial and Service Delivery Dashboard

Contents:

[Monthly Financial Trend](#)

[Year To Date Fund Source Spending Overview](#)

[Year and Month To Date Activity Overview](#)

[Year and Month To Date Rapid-Rehousing/Prevention Trends](#)

[Year and Month To Date Street Outreach/Case Management Trends](#)

[Year and Month To Date Emergency Shelter Trends](#)

[Year and Month To Date Employment/Income Trends](#)

[Annual and Monthly Data Targets](#)



Report Date: January 2019

Monthly Financial Trend

Marion County Homeless Council

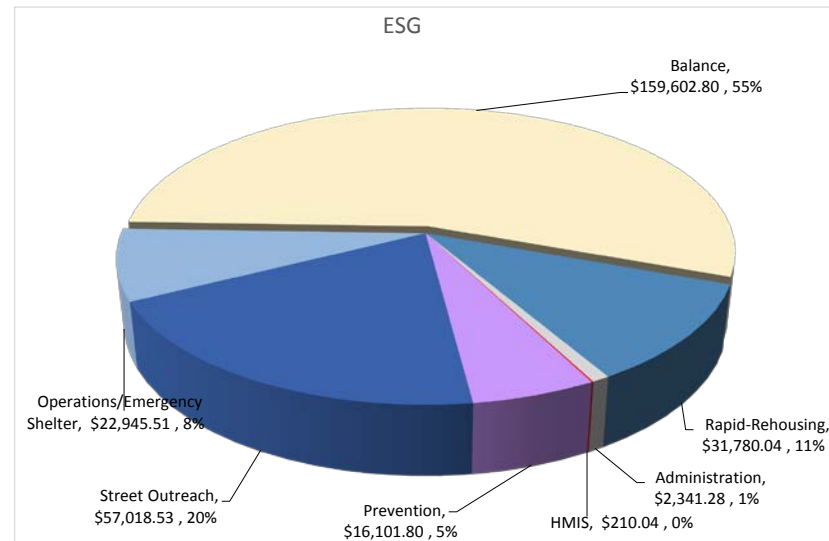
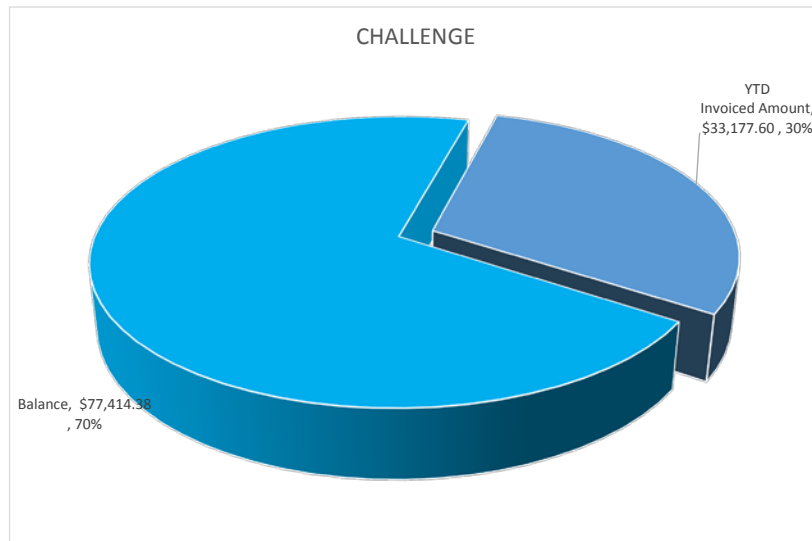
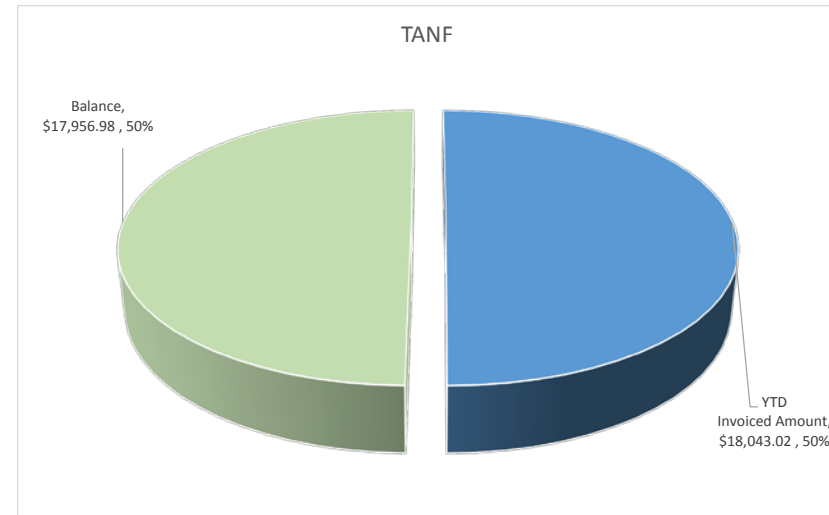
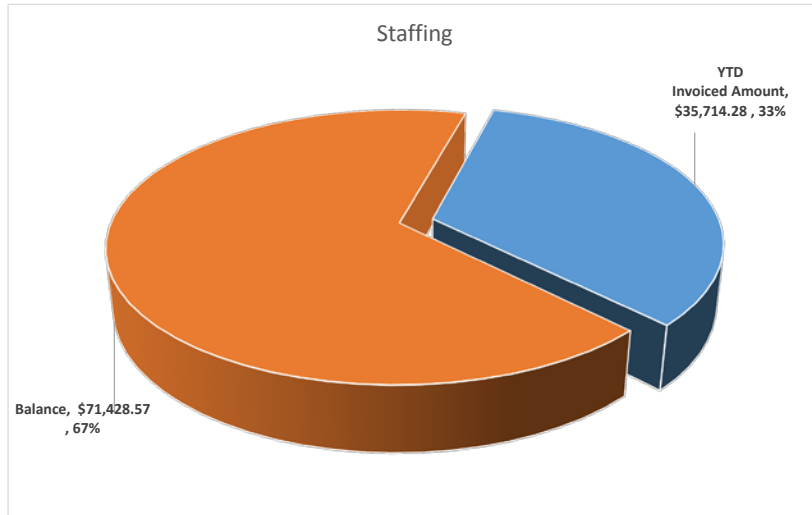
Invoices paid for services delivered through: **November 30, 2018**

Invoices paid as of: **December 31, 2018**

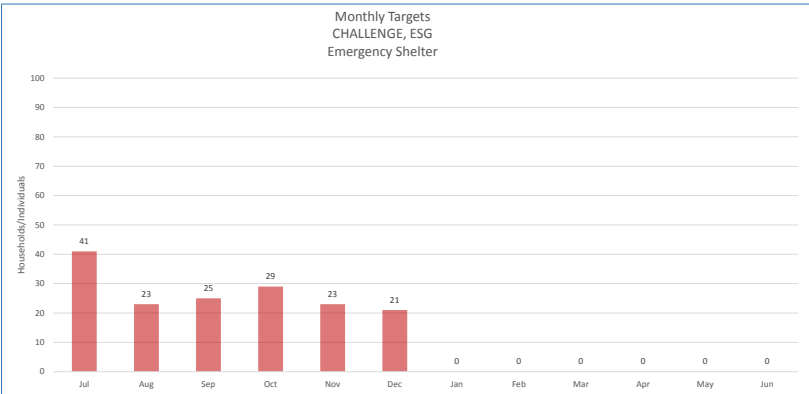
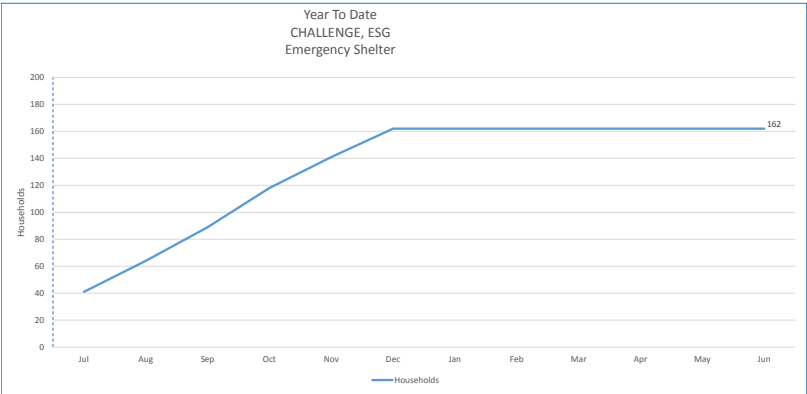
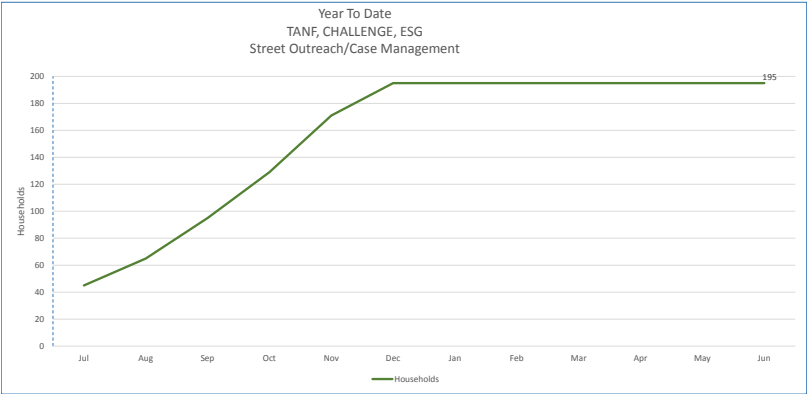
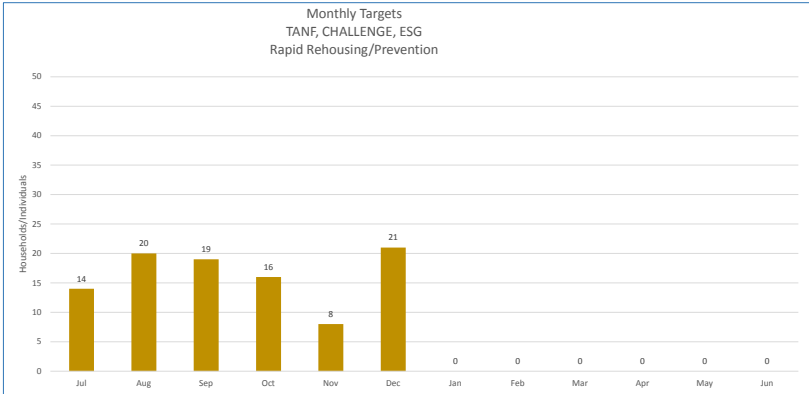
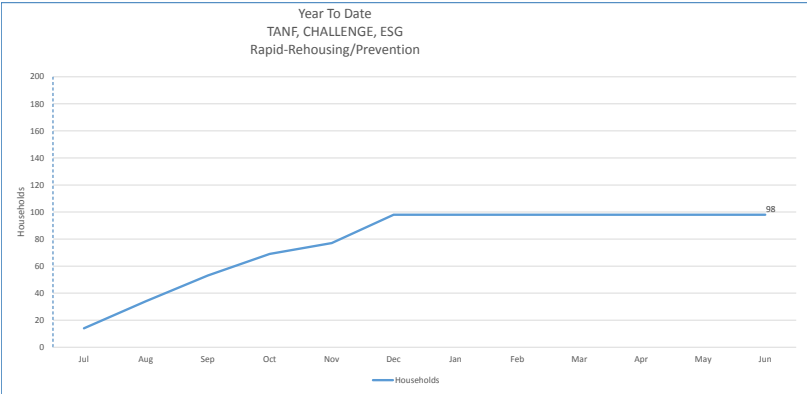
Expenditures by Funding	Awarded	Invoiced Amount	YTD Invoiced Amount	Balance	% Expended	Forecast	End of Year Projection	Projected Surplus/Deficit
Staffing	\$ 107,142.85	\$ 8,928.57	\$ 35,714.28	\$ 71,428.57	33.33%	\$ 71,428.56	Surplus	\$ 35,714.29
TANF	\$ 36,000.00	\$ 5,509.72	\$ 18,043.02	\$ 17,956.98	50.12%	\$ 36,086.04	Deficit	\$ (86.04)
CHALLENGE	\$ 110,591.98	\$ 11,059.20	\$ 33,177.60	\$ 77,414.38	30.00%	\$ 66,355.20	Surplus	\$ 44,236.78
ESG	\$ 290,000.00	\$ 12,357.69	\$ 130,397.20	\$ 159,602.80	44.96%	\$ 260,794.40	Surplus	\$ 29,205.60
Rapid-Rehousing	\$ 121,709.00	\$ 2,221.79	\$ 31,780.04	\$ 89,928.96	26.11%	\$ 63,560.08	Surplus	\$ 58,148.92
Administration	\$ 8,017.00	\$ 25.01	\$ 2,341.28	\$ 5,675.72	29.20%	\$ 4,682.56	Surplus	\$ 3,334.44
HMIS	\$ 361.00	\$ 69.99	\$ 210.04	\$ 150.96	58.18%	\$ 420.08	Deficit	\$ (59.08)
Prevention	\$ 30,624.00	\$ 804.84	\$ 16,101.80	\$ 14,522.20	52.58%	\$ 32,203.60	Deficit	\$ (1,579.60)
Street Outreach	\$ 78,911.00	\$ 4,799.57	\$ 57,018.53	\$ 21,892.47	72.26%	\$ 114,037.06	Deficit	\$ (35,126.06)
Essential Services	\$ -	\$ -	\$ -	\$ -	#DIV/0!	\$ -	Break Even	\$ -
Operations/Emergency Shelter	\$ 50,378.00	\$ 4,436.49	\$ 22,945.51	\$ 27,432.49	45.55%	\$ 45,891.02	Surplus	\$ 4,486.98
Grand Total	\$ 543,734.83	\$ 37,855.18	\$ 217,332.10	\$ 326,402.73	39.97%	\$ 434,664.20	Surplus	\$ 109,070.63

Year To Date Fund Source Spending Overview

Marion County Homeless Council

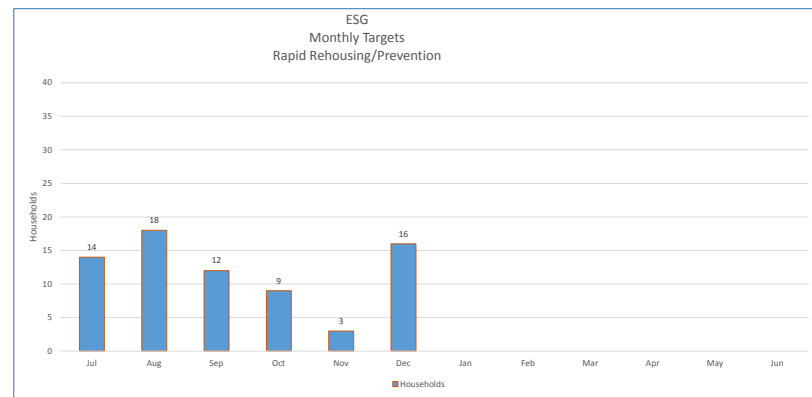
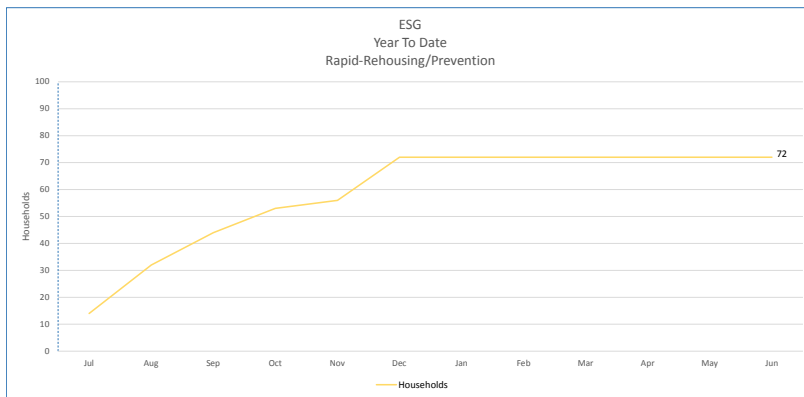
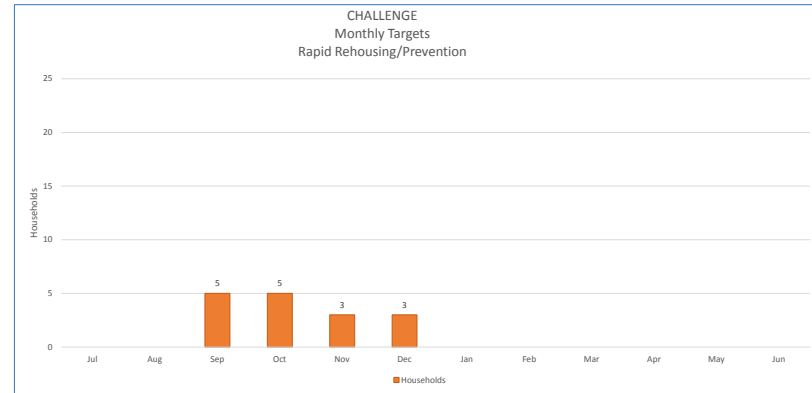
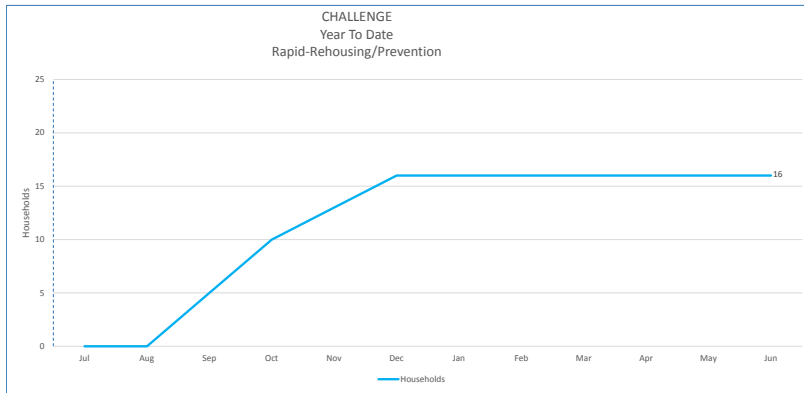
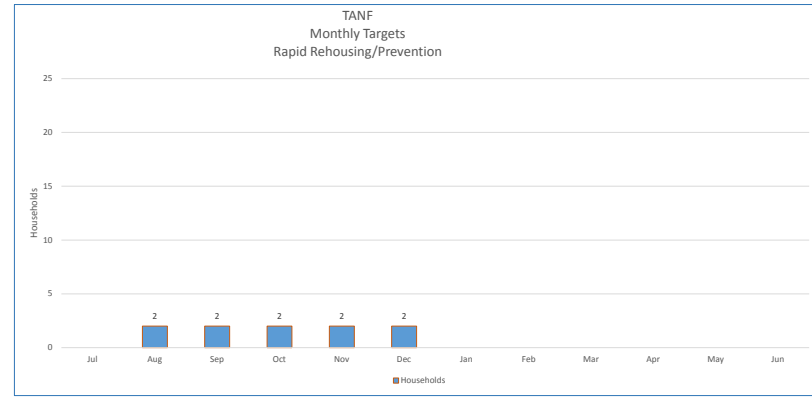
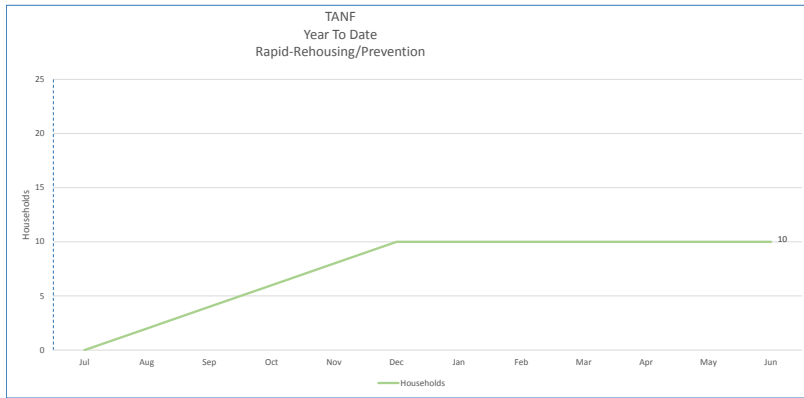


Year and Month To Date Activity Overview Marion County Homeless Council

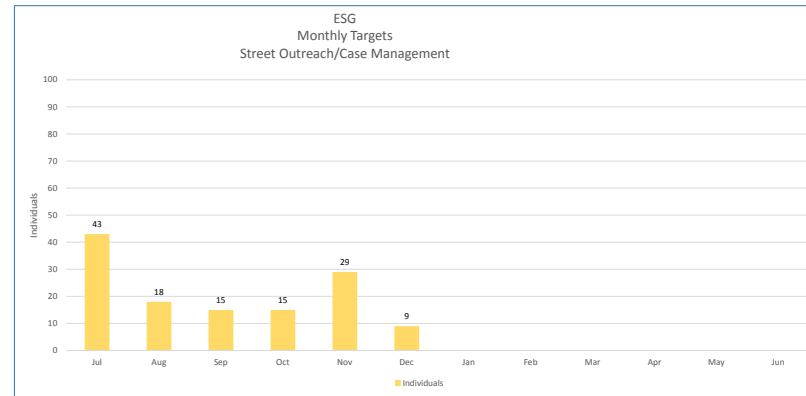
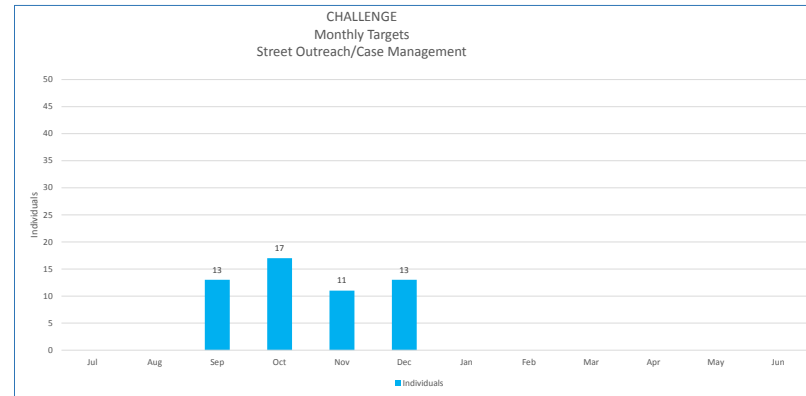
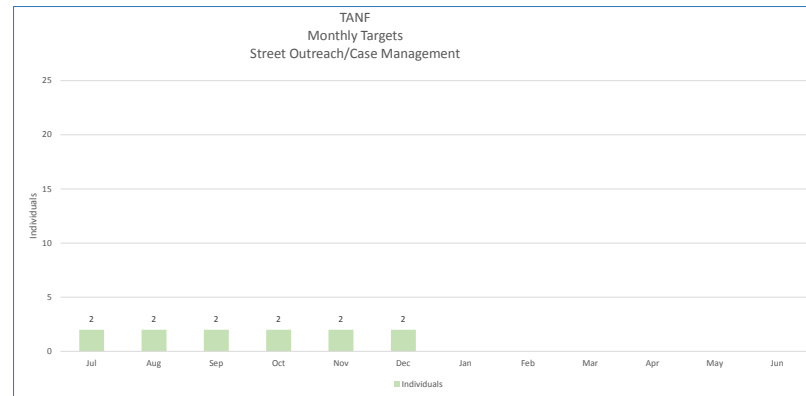
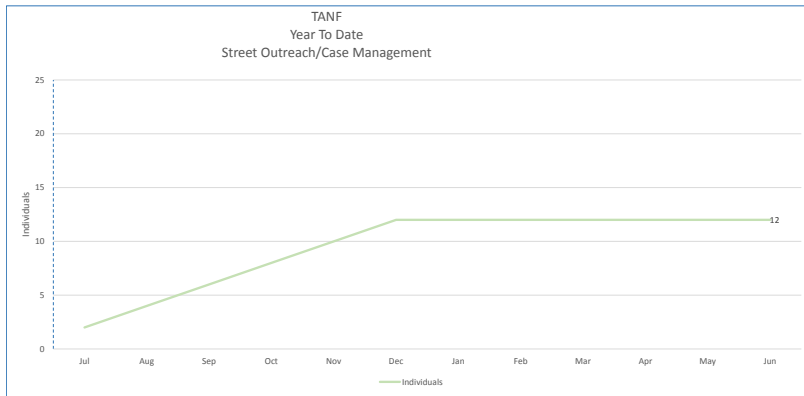


Year and Month To Date Rapid-Rehousing/Prevention Trends

Marion County Homeless Council

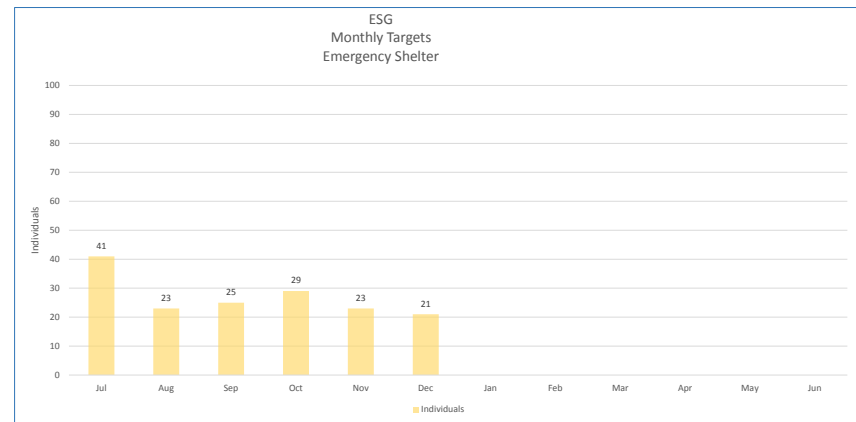
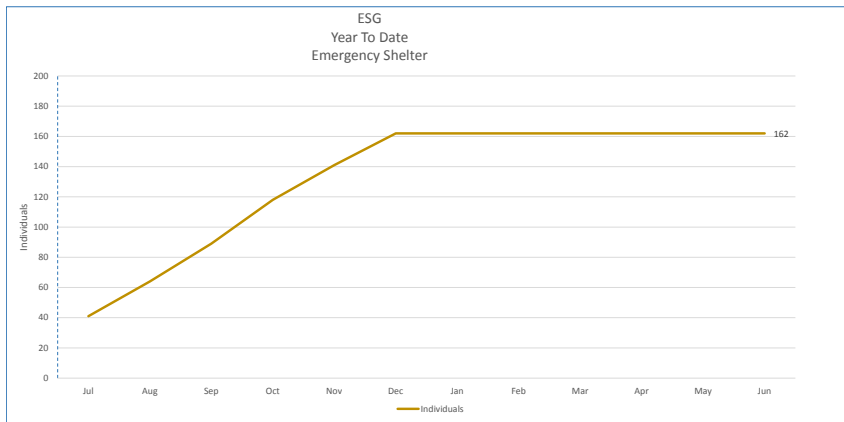
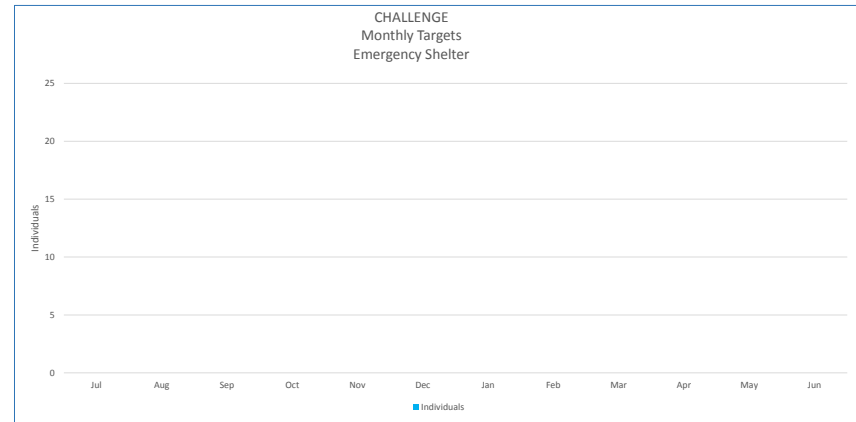
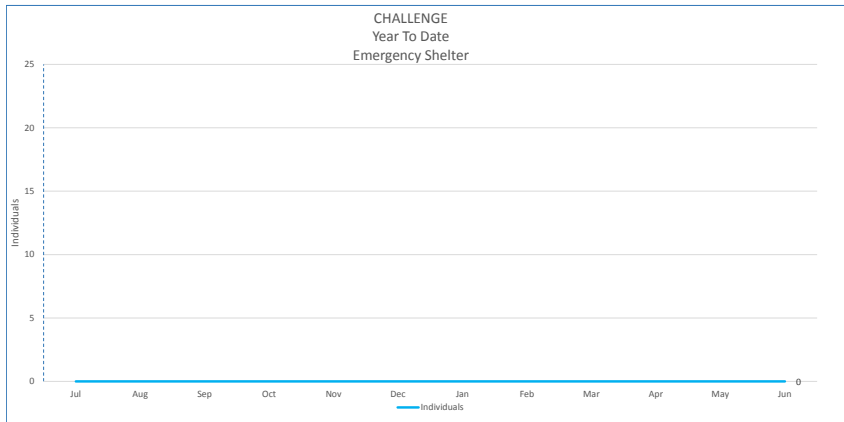


Year and Month To Date Street Outreach/Case Management Trends Marion County Homeless Council



Year and Month To Date Emergency Shelter Trends

Marion County Homeless Council



Annual and Monthly Data Targets

Services through:

DEC	2018
-----	------

Marion County Homeless Council

Monthly Targets

	Households	Individuals													Total
	Served	Served	Jul	Aug	Sep	Oct	Nov	Dec	Jan	Feb	Mar	Apr	May	Jun	
Rapid Rehousing/Prevention	98	14	14	20	19	16	8	21	0	0	0	0	0	0	98
TANF															
Household(s)	10														10
Individual(s)		0													0
CHAL															
Household(s)	16														16
Individual(s)		0													0
ESG															
Household(s)	72														72
Individual(s)		14													14
Street Outreach/Case Management	0	183	45	20	30	34	42	24	0	0	0	0	0	0	195
TANF															
Household(s)	0														0
Individual(s)		12													12
CHAL															
Household(s)	0														0
Individual(s)		54													54
ESG															
Household(s)	0														0
Individual(s)		129													129
Emergency Shelter	0	162	41	23	25	29	23	21	0	0	0	0	0	0	162
CHAL															
Household(s)	0														0
Individual(s)		0													0
ESG															
Household(s)	0														0
Individual(s)		162													162
Employment/Income	0	0	0	0	0	0	0	0	0	0	0	0	0	0	0
CHAL															
Household(s)	0														0
Individual(s)		0													0
Other			0	0	0	0	0	0	0	0	0	0	0	0	0
CHAL		0													
1		0													0
2		0													0
3		0													0
4		0													0
5		0													0
6		0													0