

SHENANDOAH SHARINGS



Shenandoah District

Virginia Federation of Garden Clubs, Inc.
Member,
National Garden Clubs, Inc.



Edition 63

February/March
2021

With Spring around the corner, we are all so anxious to get in our gardens and get back to garden clubs, I know I am! The past year has certainly been a challenging one for meetings, programs, fundraising and just all-around fun. I have been enjoying hearing what so many of you have been doing, the exciting new ideas and innovative ways you have been meeting. Community projects have been continuing with vigor and tours of member gardens are on the rise. I am looking forward to what comes next! Social media outreach is so important right now with so many still home or working from home. Families are looking for additional educational materials, programs and ideas for their children and we can fill that need. We all can talk to our neighbors, post on social media, e-mail to our book clubs, church groups etc. and merely offer a tips on starting seeds this time of year or a any small project they can do at home. I know I am happy to receive a new project for my daughter.

We all have a different view on our communities, friends and activities than we had a year ago. I would not be surprised at all if neighbors and friends found themselves with more time or eagerness to join a garden club. So as spring arrives and we are all out more, don't be afraid to ask if they would like to come to a meeting, even if they declined in the past. You may be surprised!

The coming months are still so uncertain as far as gatherings and meetings but we are all finding our way to continue our clubs and projects. Who would have thought we would be having a zoom meeting for garden clubs? But here we are, strong as ever and determined. I hope you all plan to join us for our virtual Spring District Meeting. We will be installing new officers, having the awards presentation and two wonderful programs! I look forward to 'seeing' you all on my screen! Amy

CALENDAR OF EVENTS

S D Board Meeting: March 4 Zoom
Club Scrapbooks Due: March 5
SAR Meeting: March 23 Zoom
District Meeting: April 8 Zoom
VFGC Convention: April 26 Zoom
National Garden Week: June 6-12

SHENANDOAH SHARINGS

Editor.....Val Story

valstory@aol.com
140 Culpeper Street, Warrenton, VA 20186



IN MEMORIAM
Our Deceased Members



Glen Burnie Garden Club
Phyllis Steele

Luray Garden Club
Mary Lee Bryant
Arla Chase
Millie Lipps
Janet Shenk

Purcellville Garden Club
Renee Bradford

Colonial Garden Club
Jean Ecelberger

Glasgow Garden Club
Millie Parsons



WELCOME NEW COMERS

Lake of the Woods

Pappas, Nicole
Christine Bregar

Hill and Valley

Mark Leach
Julie Edmonds

Colonial

Danielle Devito
Jessica Delong
Katie Sunderland
Lydia Sunderland

Shenandoah District Spring Meeting



Members are cordially invited to the Zoom meeting April 8, starting at 10:00 AM.

There will be a brief meeting, officer recognition, election and instillation. There will also be the Award presentation and an Exciting program by Valerie Goosen "Why we wear scents"

After the morning session, there will be an hour break with workshop presentations starting at 1:00 PM

* Planning Garden Tour Events

Club Presidents and Board Members will receive Zoom instructions prior to the scheduled meeting.....share with club members.

NGC AND SAR NEWS



**NGC President
Gay L. Austin**



As we look back at 2020, let us take time to celebrate our NGC victories of launching our new website, keeping our organization going through virtual meetings and creating learning opportunities with virtual schools.

Thank you to all of the members who worked so hard this year to keep us moving. Your dedication, persistence and innovation are inspiring. NGC is grateful for your support.

As we move into 2021, we look forward to the days when we can all be together again. We anxiously await flower shows, club gatherings, community projects and in-person education. Like perennial plants, garden club members keep coming back, even stronger, with dedication to our world. I wish each of you a brighter new year and happy days to come.

**South Atlantic Region Director,
2019-2021
Patricia Arndt
Theme: "Jump at every Opportunity"**



The SAR offers two Scholarships; The Corrie Whitlock Memorial Scholarship and the Life Membership Scholarship.

Both Scholarships are open to a college sophomore, junior, or graduate student for use during the junior year, senior year, or graduate studies year of college. Each state within the South Atlantic Region may submit one application to be in competition for the Scholarships. A qualifying student is one who is majoring in the study of Horticulture, Floriculture, Landscape Design, Botany, Plant Pathology, Biology, Forestry, Agronomy, Environmental Concerns, City Planning, Land Management and/or allied subjects.

The Corrie Whitlock Memorial Scholarship and the SAR Life Membership Scholarships are both for \$2,000.


Applicants for both Scholarships can find the application on the link listed below. The deadline to apply for these scholarships is March 1st. The SAR Scholarship Chairman must have your application on or this date.

**If you have any questions contact :
Phebe Kirkman, SAR Scholarship Chairman
101 Brampton Court
Winston-Salem, NC 27106
336-774-0118
Pmk1and2@aol.com**

VFGC REPORTS

Mary Sue Floyd, VFGC PRESIDENT

Who would have thought when we installed in the spring of 2019 that we would be canceling conventions and in-person meetings? In 2019, I thought zoom was a toddler racing his small cars across the room! On a positive note, we have learned a lot of new technology that keeps us in contact with each other. I have been impressed with how our clubs have adapted to the changes needed.



Clubs who could meet in person have done so; others have met by Zoom, and others have stayed in touch through email and phone calls. Since we could not always get together, many members have found time to get out in our yards, helping us to get exercise and sunshine.

Planning is under way for a Virtual Conference on Monday, April 26 via Zoom. We will have a short business meeting, workshops/demonstrations, design program, awards program, and installation of officers presented by our NGC President, Gay Austin. More information to follow as the plan develops. I have been pleased to know that even with the setbacks of COVID-19, our clubs have gained some new members. I think all of this shows that our garden club members and officer are resilient and resourceful.

I have lots of well wishes to our next administration as we all work together for the on-going success of our Virginia Federation of Garden Clubs.

Flower Show School

Course I Flower Show School will be held September 13,14, 15 and 16 in Richmond at the Four Points by Sheraton by the airport. At this time Frances Thrash and possibly Darlene Newel will be the instructors. See the next ODG for further information.



Article from VFGC awards Chairman for Shenandoah Sharings

Awards at the State Level



Participation in the State Awards Program reflected the changes in our lives for 2020. State wide roughly half as many award applications as usual were submitted by Dec. 1. Noticeably lacking were indoor activities, especially those with nursing homes and schools. Publications, like newsletters, yearbooks and membership brochures were popular.

Shenandoah District was well represented at the state level, submitting the second highest number of award applications for judging in January. Only Piedmont, a district twice our size, had more applications than Shenandoah. Also Shenandoah submitted more youth applications in the form of posters and poems than any other district, scooping the youth category. This is most impressive considering the public schools were and still are struggling with the limits of virtual learning.

We will need to wait for the virtual state convention late April to see how the Shenandoah District performed at the state and regional levels. National results are generally revealed in late spring or early summer.

The clubs that managed to stay active and applied for awards this year are to be commended! Thank you!

Heidi Sage

VFGC Awards Chairman

Be a Yearbook Sponsor

VFGC YEARBOOK – 2021-2023

Deadline: June 30, 2021

INDIVIDUAL SPONSOR

Please print your NAME as it is to appear in the yearbook.

Name _____

District _____

Garden Club _____

Telephone Number _____

E-mail _____

CLUB SPONSOR

Garden Club Name _____

District _____

Club Contact (Treasurer) _____

Contact Phone Number _____

E-mail _____

| | Quantity | Unit Price | Total |
|--------------------------------|-----------------|-------------------|--------------|
| Yearbook Insert | | \$10.00 | |
| Yearbook Binder with VFGC logo | | \$8.00 | |
| | | | |
| Total Order | | | |

Checks payable to **VFGC, Inc.** *Mail check and form to:*
 Darleen Nelson 153 Bushfield Road Montross, VA 22520-3813
 darilydurl@aol.com 804-472-9710

Who can be a Sponsor?

Each club and every club member can be a sponsor

SPONSOR BENEFITS

- Listed on the **Sponsors Page**
- Receive a yearbook insert (*\$10 Sponsor*)

Each member club receives **two** gratis yearbook inserts and each VFGC/district officer and chairman receives **one** gratis yearbook insert.

What's in it for me?

- A directory of names, addresses, telephone numbers and e-mail addresses for all VFGC officers and chairmen, district officers and chairmen, all garden club presidents, and SAR and NGC officers.
- Information that Garden Clubs need—on dues, donations, Life Memberships, etc.
- Calendar of Events
- Awards offered by VFGC, SAR and NGC for clubs and individuals
- List of Flower Show Judges and Landscape Design Consultants
- VFGC Articles of Incorporation, Bylaws and Standing Rules

**Be a VFGC Yearbook Sponsor
 and Receive Your Copy of the VFGC Yearbook!**

SHENANDOAH DISTRICT NEWS

Arboretum and Botanical Gardens

As Chair of Arboretum and Botanical Gardens I encourage club presidents to view the web sites listed below for programs and tours offered although some may be virtually. There is excellent information available for your garden club and also opportunities for club members to volunteer. Although times are very different for all of us during these COVID restrictions I have personally found excellent information from these sites and have been able to implement different techniques of gardening and enjoy the time to really work the garden. Don't forget about cleaning your garden tools! Spring is just around the corner!



Jmu.edu/arboretum/events/adultprograms.shtml

540-568-3194

blandy.virginia.edu

540-837-1758

Another opportunity for garden club members would be to reach out to the group **Sustainability Matters**. There are numerous opportunities to help with this group. They have plant and seed swaps several times a year usually in the fall. Email sustainabilitymattersva@gmail.com, educational events at Blandy and Edith Carrier in addition to throughout the Shenandoah Valley. I have personally attended meetings and volunteered plus these ladies are great speakers for your club meetings. Although this group is not physically meeting at this time they do have virtual meetings and share excellent garden related information. A real good contact source for all the right reasons and they are always looking for volunteers. Contact names Sari Carp and Paula Brownlee.

Submitted by Susan Zorn



Shenandoah Nominating Committee

The nominating committee announced at the board meeting the following officers for the 2021-2023 administration. Please note the President nominee change

President: Pat Carswell

Secretary: Carol Davis

Treasurer: Dianna Busch

VFGC Nominating Committee: Amy Thorpe

Alternate VFGC Nominating Committee: Heidi Sage

Please contact Pat Carswell if you would like to join the board of directors. The voting on this selection of officers will be at the Spring District Meeting.

SHENANDOAH DISTRICT WAYS AND MEANS

Contact Grace Morris: She has many items for sale: floral foam, floral glue, decorative wires, containers – that you can't always find in local stores, send her an email (glyonm@aol.com).

She might just have it for sale for our District Ways and Means. If you have a special request that she doesn't have on hand, please let her know in advance and she will try to find it for you.

District Awards

I want to thank the clubs that sent in applications for awards. We had nine clubs submit twenty-two applications for twelve awards. There was one club that submitted an application and entries for the Youth Poetry Award. The Youth awards were judged at the end November, 2020, then the First Place winners were sent on to the State. There were two children who did very well and won First Place at the State Level.



A big thank you to the district members who braved the pandemic on December 8, 2020 to judge the award applications in Steeles Tavern. Conditions were safe and socially distant with everyone's health a priority. Everything went well, we had eight blue ribbons and five red ribbons. Even though the pandemic made in person schooling difficult posters were submitted for the Smoke Bear/ Woodsy Owl contest.

The Scrapbook Award applications will be judged differently this year since the Shenandoah District Board meeting on March 4, 2021 will be a zoom meeting. So please send your Scrapbooks directly to the Awards Chairman, at her home address. The due date for the scrapbooks is March 5, 2021. The scrapbooks will then be judged by a panel under safe conditions.



The Awards will be announced at the zoom Spring District meeting, on April 8, 2021. Please zoom in to find out what color ribbons your club has won.

Denise Gorsky
Awards Chairman
Shenandoah District

WOODSY OWL POSTER CONTEST



Covid could not keep us down! The 2021 Happy 50th Birthday Woodsy Owl Poster Contest was a success!

Four clubs were able to connect with schools and clubs in their area to produce five amazing winning posters. I would like to thank the following clubs for their hard work and participation:

Rapid Ann Garden Club
Madison Garden Club
Glasgow Garden Club
Colonial Garden Club

The five winning students are:

First grade: Olivia Barker – Glasgow Garden Club
Second grade: Carson Smith – Glasgow Garden Club
Third grade: Cole Berkstresser – Glasgow Garden Club
Fourth grade: Lucia Rias – Colonial Garden Club
Fifth grade: Emma Messick – Colonial Garden Club

Congratulations to the winning students and clubs! Thank you again for making the 2021 poster contest a success.

Toni B. Shreve
Shenandoah District
Poster Contest Chairman

Organic Gardening Easy Composting

I titled this article “Easy Composting” and it is. With enough money, everything is easy. Read on. We all know the benefits of composting – rich, organic natural nutrients for your garden; in short – super soil. And all for free. Well, it can be. Read on.

My friend and fellow Frances Fauquier Garden Club member has gardens that we would all envy. Everything grows and blooms like the pages out of the Burpee catalog and with the artistry of something from Southern Living magazine. (Full disclosure: Never mind that she has a gardener that comes every week.)

What is her secret? Composting. Kathy Mercier gave me a tour of her gardens and a lesson in composting. I can now share the benefit of her lessons and experience with all you readers. After extensive research, she purchased the absolute best composter on the market. As can be seen in the pictures, it is compact in design and can fit neatly in a convenient spot near the house without appearing unsightly. And, best of all, it does all the work for you – easy peasy. Just add the organic material, give it a spin and wait.

Oh, there are a few basic rules to follow ...

What do I put in it? – Plant clippings, leaves, table scraps and basically anything that comes from the yard. The best material is fall leaves, plant cuttings, coffee grounds, vegetable peels & cores, etc. Grass clippings? Sure, because the heat of the fermentation process will kill seeds so long as the temperature inside is allowed to reach 135 - 160 degrees. Do not exceed 160 degrees or you will kill off all of the good microbes. You need a balance of both green and brown material so be sure to include paper and cardboard (no tape or staples), shredded or cut into small pieces. At the grocery store, ask for paper instead of plastic bags. Help the environment and feed your composter at the same time.

What do I NOT put in it? Avoid meat scraps, dairy, seafood, and oils. Banana peels and watermelon rinds are fine as long as you cut them into small pieces. Kathy does not include citrus because it introduces a more acidic result, but you may want this for azaleas, pines, etc.

Keep adding until the containers are full, being sure to give the barrel a spin each time. (This model has two separate containers in order to stagger the harvest.) Kathy spins every time she walks by it, which is usually daily in good weather.

How long does it take? Use a thermometer to measure the internal temperature. It is ready when the temperature has reached 135-160 degrees for about six months. Fastest in the summer, slower in winter. It is best to place the container in a sunny location and protected from the cold winds.

Does it smell? Surprisingly, no. And you will likely see earth worms magically develop in the process proving the richness of the soil.

Can I burn my plants if I use too much? No, unlike manure where this can happen. Your reward will be extremely rich and dense ‘goop’ to spread around plants or mix into the soil. You will need no more than one or two inches. A little goes a long way as it is highly concentrated. It is best applied during the winter to allow time for the compost to integrate into the soil.

OK, I’m sold. How much does this thing cost? Well, I did say that it was easy, not cheap. Kathy’s selection is by ‘Jora’ and is available through the “eartheasy” website. They are offered in different sizes; hers is the ‘medium’ and sells for about \$500. In her own words, “*You can have it good or you can have it cheap, but you can’t have it good and cheap.*”

Kathy purchased hers years ago, so maybe one of you readers has an alternative to suggest. If so, write to me and share your own success stories. In the meantime, happy composting!

Maureen Wilcox

maureen.fci@gmail.com





PENNY PINES

Penny Pines contributions have been donated despite this crazy Covid year without meetings.

In total, VFGC donated 61 plantations to help our National Forest replant trees. We are down from last year, but it is commendable with so many restrictions on meeting and socializing. I am pleased to say that all six VFGC Districts participated in this project. This year, we will have the Penny Pines donation form not only on the NGC website, but also on our VFGC website to make it easier to locate.

Our district, Shenandoah, had 14 clubs participate with a new high donor club emerging this year -- but we will have to wait until awards are given out to learn which club gets the honor. Thank you all for supporting this worth-while project. I might suggest that a Penny Pines certificate is a wonderful way to honor an outgoing president.

Submitted by Joy Poole

Shenandoah Club News

Glen Burnie Garden Club

Despite the continuing issues with Covid-19, the intrepid members of Glen Burnie Garden Club have still continued to meet and enjoy our common love of gardening! Our August meeting was held outside at Susan Creasy's home and was well attended. It was a perfect August day, and we had a great display of Horticulture to judge in a beautiful setting.



In September, we had a creative solution for our Annual Joint Meeting. Since we could not hold the meeting in our usual venue, and could not have a presentation, we moved the meeting to Valerie Hill, a local winery, and invited all the area garden clubs to join us for wine and light fare! It was a great time to be together and to greet our friends from other garden clubs. A lovely September evening!

Glen Burnie Continued:

Our October meeting was held at member Alana Danko's home. Alana set up her garage so we could have a great work space. We were a small but mighty bunch — 10 members were able to attend. The presentation for the day was a floral design 'workshop' where members brought plant material, containers and great ideas to share. We then got to work! In a short time we had quite the selection of beautiful arrangements!



Tricia Boyd and Alana Danko



Garden club members continue to care for the local gardens at Abrams Delight, and have recently agreed to take on a new project at our main post office. This garden project was one that the Old Fredericktown Garden Club took care of, and the members of that club who have joined Glen Burnie have asked that we take it on as another beautification project.



Glen Burnie continues:

In December, we decorated two local historic sites, Abrams Delight and Belle Grove, for our traditional Christmas decorating project. Members always enjoy this annual project, used their creativity to enhance these historic sites again this Christmas!

Belle Grove: right
Abrams Delight:
below left



Post Office Cleanup l-r Susan Creasy, Karen Lynch, Tricia Boyd and Janet Bordwine



We are looking forward to being able to be more active in 2021 and to have more opportunities to gather and work in the community – sharing our love of gardening and caring for our community garden spaces!

Carolyn Frye



January 3, 2020

Thank you all for creating a phenomenally successful Winter Market. Your hard work made \$675 for the club! This is a record amount for arrangement sales! We all should be proud of this success. Not even a pandemic can stop the Nelson County Garden Club from selling beautiful arrangements!!

It has been a long time since you have received correspondence. We hope that you had a wonderful holiday. We pray that you are well and have not been touched by the virus. As you know, we have not had a meeting since March, but club business, as you see above, has continued behind the scenes.

The COVID pandemic had shut down all our fundraising events during the summer, and it was questionable if the RVCC Winter Market would take place on December 5th. I received an email from Donna Kincaid, letting us know that, yes, the RVCC Winter Market would take place, but it would be an outdoor event. An outdoor event? I passed that information along and asked if we wanted to participate? I received a resounding, yes, from VP Pat Price, who had already had plans in mind if RVCC was a bust! She recruited Elizabeth Upshur (Central Processing) to get things organized, deliver supplies to participants and help with pickup.

Due to the pandemic, participants worked from home. We were ready for the outdoor sale, however, Mother Nature had different plans! Heavy rain had been predicted, and as the day approached, vendors began to back out. The Board for RVCC finally cancelled the event. Of course, Saturday turned out to be a sunny day, but the parking lots were still very soggy!

A mad scramble to find another venue was made by Pat and Elizabeth. They quickly found and registered the club with the Nelson Artisan Collective December 12 Market in Lovington. (The photo is the display on December 12.)



*The following is a list of club contributors:
 Esther Larkin, Kay Volman, Frances Van Lear, and Pat Price worked the sale. Special thanks to Esther, for doing such a great job handling the money!*

Contributors:

*Donations: Suiling Weed, Janie Friedlein, Sue Carlson, and Terri Brooks.
 Thank each of you for your generous donation!*

Supplies: Table and shelf - Jeanne Lawson

Arrangements: Pat Price and her team: Karla Murray, and Frances Van Lear made nine arrangements and pre-sold them for \$200! They then got back together and made more arrangements to use at the sale. Well done, Ladies!

Most of these Ladies made multiple arrangements! Thank you!!!

North Garden group: Cheryl Brogdon, Anne Newman, and Becky Wilson

Susan Swink Gail Troy Esther Larkin Jeanne Lawson

Alison Love Grace Morris Kay Volman Sharon Gress

Pat Price Karla Murray Frances Van Lear

Thank you all for your efforts, creativity, and contributions!

Congratulations!

Continued next page

Cheryl Brogdon



Beautiful arrangements are nicely displayed using the staircase and railing. Also, a potted Nandina is under the table! Thanks Becky Wilson




Cheryl Brogdon's two tree arrangements




Arrangements displayed at the Nelson Artisan Collective December 12th Market, Lovington

Continued next page

Shirley McGatha of the Nelson County Garden Club



Celebrated her 90th birthday on December 21.



Greener and Safer Floral Designing

By Eileen deCamp/Dogwood Garden Club, Charlottesville, VA

It's a New Year and have you made any resolutions for 2021? What about a resolution to be greener and safer in your floral designing? Dogwood Garden Club members have made a resolution to try to use less oasis floral foam when designing.

Have you ever wondered if there was a better way to design without floral foam? Whether you use OASIS brand or other wet floral foams from the local craft stores, there is cause for concern for your health and the health of our environment.

There are many articles on the dangers of floral foam and Elaine DiGiovanni, a nationally accredited master flower show judge with NGC is on a mission to educate everyone about the dangers of oasis floral foam. Elaine and two other floral designers share alternatives to floral foam in a 19 minute video here <https://pyours.com/rising-concern-over-green-oasis-floral-foam/>

Good Housekeeping also has a wonderful article on the dangers of oasis here <https://www.goodhousekeeping.com/uk/house-and-home/household-advice/a31130584/floral-foam-alternatives/>

Designing without the use of OASIS does take a bit more time, thought and maybe ingenuity?

Other mechanics that can be used are chicken wire, natural vines, floral frogs or kenzans, grids with tape, pebbles, etc. We all have probably used other mechanics but it is easy to fall back on floral foam because it is so quick and easy to design with. Designs are easily transported as well.....who wants to transport a design sloshing around in the car?

Truthfully, we all know that certain designs can really only be done with the help of OASIS but there is a new, greener, safer, 100% natural alternative that works just like OASIS. Want to know what it is?

Introducing AGRA-WOOL....it can be used wet or dry, for fresh, dry or silk flowers, can be cut into any shape, flower stalks cling firmly, absorbs water quickly and holds water well.

A handful of Dogwood Garden Club members have tested AGRA-WOOL in their designs and what is the verdict?


It does work a bit better with woody stems, some members needed to poke a hole before inserting a stem such as a tulip or other not so rigid stem. Once placed though, the arrangement looked wonderful and lasted about the same as if it were in floral foam. It's worth a try if you are worried about the environment or your own health.

Agra-Wool can be purchased at newagefloral.com if you would like to give it a try!
Continued next page





**TOGETHER WE CAN
MAKE THIS
WORLD GREEN AGAIN**



AGRA-WOOL
INTERNATIONAL



New Age Floral
100 Powder Mill Road Suite 174
Acton, MA 01720 USA
contact@newagefloral.com
+1.978.295.1433
www.newagefloral.com

- Can be used wet and dry
- For fresh, dry and silk flowers
- Can be cut to any shape without crumbling
- The flower stalk clings firmly
- Absorbs the water quickly and holds it well



Luray Garden Club in Luray, Virginia

The last of three regular meetings of the Luray Garden Club was held on March 10, 2020 where we celebrated 5 new members to the Club. While Covid-19 shut us down from meetings for the next few months, we kept in touch through our [Luray Garden Club Facebook page](#) and emails. We did gain four new member in 2020: Joan Kestermann, Diane Hirsch, Del Price, Rebecca Burroughs, and Nancy Boyer.

In April we shared happy news with our members of two first place awards for our [2019 Standard Flower Show](#) and for our 2019 Scrapbook. We [posted a video of our scrapbook](#) on the Club FB Page for all to see virtually. We also shared photos from our spring gardens, and, in May many members submitted [MayDay designs](#) online on our page.

Loree Fisher for set up the Saved Seed Project display at the Page Library in September 2020.



Our Club began a series of four LGC Garden Gatherings in August 2020, each taking place at a different member's outdoor garden. We brought specimens and designs and enjoyed the camaraderie while touring the gardens.

In August, we toured Susan Zorn's amazing garden, greenhouse, and potting shed.



Luray continued: September we went to Susan Rinaca's guest home garden, [Shenandoah Valley Farm](#).



In October, members enjoyed the gardens of *Creekside*, Patty Comstock's home,

Creekside

The October "gathering" for the Luray Garden Club will be held outdoors on October 13 at 1 pm at Patty Comstock's home at 5986 Gooney Loop, Bentonville. Please come! Bring a mask!

Thank you, Patty for the gracious invitation!!



and completed the 2020 Garden Gatherings at *Cottage on the Cliff*, home of Rose Ann Smythe in November:



with 8-10 members attending each event.

During 2020, the Luray Garden Club has sad news to share as well, with the passing of 4 of our Honored Members: Mary Lee Bryant, Arla Chase, Millie Lipps, and Janet Shenk. These ladies combined to serve a total of 178 years in the Luray Garden Club. Rest in Peace, dearest gardeners. We will be honoring them, along with Betty Booton Grubbs who passed away in 2019, at our outdoor Memorial Service in June. Submitted by Rose Ann Smythe

Colonial Garden Club Winchester, Virginia

The Colonial Garden Club has soldiered on during this very trying year. A few of us attended the Winchester Council's joint meeting held outdoors at the lovely Valerie Hill Winery. Since the speaker cancelled we all just shared our experiences with growing our favorite herbs. The weather was still warm so it was a nice time. Our October meeting was held outdoors again on the patio of member Kathy Holliday. Landscape designer Mike Aschenbrenner gave a talk on "Preparing your garden for the Fall and Spring and instructions on pruning". The weather was still nice and we had a lovely time. Our fall Greens Workshop was held in Nov. at the Relief United Methodist Church's outdoor shelter. We made wreath and table decorations.



Kay Caldwell, our VP organized a fundraiser where we sold our evergreen creations at the Belle Grove Plantation's Kris Kringle Market held in December. Everything sold and we made over \$200.

Not wanting to meet inside for our December Christmas Luncheon, a few of us met at local I J Cannes Restaurant which has a patio with heaters. It was warm so we didn't need the heater. We had lunch and had a gift exchange. We are planning to meet outdoors at the James Charles Winery for our Feb. meeting. They have a patio with a fire pit.

Our Club has been able to maintain the gardens at the Youth Development Center in Winchester. We held several work days there so our native plant and perennial gardens there look good.



The annual Christmas Decorating at Abram's Delight was different this year. Not wanting people to come into close contact inside, the Historical Society assigned area clubs different outdoor locations on the grounds. We



were given the gazebo to decorate. It was fun and we were allowed to keep the decorations up until after Christmas. We also decorated the Nursery at the Belle Grove Plantation in Middletown, VA. January, we took a rest.

Our club accepted into membership four new members: Danielle Devito, Jessica Delong, Katie Sunderland and Lydia Sunderland. We lost one longtime member, Jean Ecelberger who passed away last December.

Submitted by: Dale Watten, President

NATURAL BRIDGE GARDEN CLUB
By Sharon Littlepage

In today's upside-down world, technology has played a major role in keeping the Natural Bridge Garden Club intact during the ongoing Covid-19 pandemic.

Although the future is uncertain, Club President Irene Condie and her executive committee continue to explore new ways to keep the club productive. It's been well-documented that taking a proactive stance can determine whether an organization survives or collapses.

Beginning in September, the club canceled all programs indefinitely and voted to conduct monthly meetings via Zoom. Also, member Jennifer Young developed a Facebook page to encourage communication among the group. Earlier in the summer, she co-produced a video to showcase downtown Lexington's gardens and green spaces for the Virginia Federation of Garden Clubs. The film premiered at the 62nd Annual Garden Club of Virginia Conservation Forum and can be viewed at <https://gcvirginia.org/forum2020/urban-greening/>



In October, Ways & Means chair Diane Weaver proposed a new project to raise spirits within the club plus benefit a worthy cause. When nearby Natural Bridge State Park announced that its 5th Annual Festival of Trees event would assist Project Horizon, a local nonprofit that supports women and children, Diane and her team hatched a plan. One member donated a flocked tree, while others contributed garden-themed ornaments. Park visitors were encouraged to place much-needed personal and household items under their favorite tree. When the "votes" were counted on December 31, the Natural Bridge entry won second place among 20 competitors by attracting more than 500 items!

(l-r) Linda Baron, Irene Condie, Sharon Littlepage, Diane Weaver

The well-known park, recognized as one of the seven natural wonders of the world, was also the venue for an in-person Christmas get-together for members, who observed all CDC-recommended safety protocols. Long-time member and former president Marta Kastner was honored for her dedication to the club and received a certificate from the Penny Pines reforestation program.



February brought a return to the lineup of online guest speakers, featuring Jeff Hughes of Sugar Maple Trading Company in Lexington, who demonstrated how to build a terrarium.

In March Lexington's city arborist Celia Raney will discuss plans for new landscapes, parks, and greenways.

Although last spring's major public garden club fundraiser was canceled, NBGC held a private sale in April, raising more than \$800. The concept was simple: Members took their plants to a central location for display and purchase. They could view photos of plants online and make appointments to shop. Payments were made onsite using an honor system.

So while technology can seem overwhelming at times, it can also be harnessed to strengthen relationships when our lives have been so drastically altered. Who knows where we will be a year from now, but the Natural Bridge Garden Club, powered by creativity and positivity, will pivot and survive!

The Monticello Garden Club has been meeting via Zoom but wanted to do something special to replace our traditional December Brunch meeting. So on a beautiful sunny December day, club members met at Snows Nursery for an open air, socially distanced, masked wreath building event. Attendees had a wonderful time socializing while creating beautiful wreaths to hang in our homes. Gifts of glass ornaments and hand sanitizer were exchanged and a good time was had by all.

By Elizabeth Carling

Whole Group



Peggy



Anne



Joanne



Kay



Rena



Susan

Hill and Valley Garden Club

Like most garden clubs, the Hill and Valley Garden Club activities have been severely impacted by the continuing pandemic.

It was with hope in our hearts that we decided to try out a Zoom meeting this January and we accomplished some business, nominating a new slate of officers and discussing a modified version of our tea and tour, now to be known as “Garden Lover’s Day”.

Originally held in June we have decided to move the event to September 25. The event will be held at Birdsong Pleasure Garden, the private garden of member Lesley Mack. Tours of the garden, plant sales, and chances to win fantastic gift certificates will be offered.

www.birdsongpleasuregarden.info

We will continue our Environmental Scholarship awards this year to both of our local high schools, but at a reduced amount since we did not have our usual fund raising activities in 2020.

February and March we will meet via Zoom but by April we plan to start holding meetings at a local park or member’s backyard gardens.



Our January Zoom meeting- Pictured top left: Lesley Mack, Katie Sokol (taking the photo), Will Daniels; lower left: Adelheid Osmers, Inez Myers, and Marcia Kaetzel

SAVE THE DATE: SEPTEMBER 25, 2021 “GARDEN LOVER’S DAY”

Submitted by: Katie Sokol and Lesley Mack



The Hill & Valley Garden Club

Graciously Welcomes You to a

Garden Lover's Day at Birdsong Pleasure Garden

Luray, Virginia September 25, 2021, 10 am-5 pm

With precautions in place and following Virginia Health Dept. Guidelines, the Hill & Valley Garden Club (HVGC) invites you to spend a day out in a garden.

Birdsong Pleasure Garden has been named a Virginia Treasure, a Native Habitat Garden, and called a "Garden Wonderland" by Virginia Living House & Garden magazine.



Proceeds benefit Virginia Land Preservation and HVGC Scholarships. The Guided Garden Tour includes landscaped areas, mountain vistas and unique plantings all woven together over gentle terrain. Seating and shady areas will be available.

To ensure a safe and enjoyable experience for both garden visitors and club members, garden tour times will be scheduled, and a limited number of tickets sold, to make certain social distancing can be properly maintained while visiting.



Additional sales and interests:

A plant sale area will be available to small groups of shoppers, on a rotating basis.

Raffle ticket purchases are available for \$25-\$100 Gift Certificates from our generous donors: Wood Thrush Natives, Discovery Museum, Hummingbird Hills Natives, Prairie Moon Nursery, Shenandoah Music Theater, Harper's Statuary, Shenandoah Valley Battlefields Foundation, Luray Caverns, Mama's Treasurers, Waynesboro Garden Center, Moonshadows Restaurant, Plant Delights, Massanutten Country Corner and others!




Online registration starts March 1 and closes on September 15th, 3:00 pm. Early registration is highly recommended, so that ticket holders are assured of their tickets and time.

Please contact Lesley Mack at
birdsongpleasuregarden@gmail.com or phone 540-743-9389 for info, tickets and tour time.
Garden website at, www.birdsongpleasuregarden.info

\$10 for VFGC members, \$12 for non-members

*Please stay home if you are ill or think you may have been in contact with someone who was ill.
All visitors must wear a mask. No restrooms available. Use hand sanitizer often.*

Hawthorne Garden Club is so ready to get back to our normal procedure with our program meetings and get-togethers as I am sure all clubs are! Nevertheless, we have had several Zoom meetings which were very enjoyable. One Zoom everyone showed plants that are growing in their homes. Some were quite large!



We are planning for the March meeting to be a Zoom Program with Sari Carp, Executive Director of Sustainability Matters. They are conducting numerous interesting projects which we are quite anxious to hear about and to get involved in. A tour of Blandy Farm is planned for our April meeting. Hopefully, the weather will cooperate!

Hawthorne Garden Club was organized in the spring of 1960 with the first meeting being held May 6, 1960. The club was named for one of Winchester's oldest historical homes, Hawthorne, which is located at 610 Amherst Street and is owned by Mr. Howard Lewis Et Ux. The original house (part of the Hawthorne Homestead) dates back to the early 1800s and was part of the land grant to Col. James Wood by Lord Fairfax. The club was organized to encourage interest in all phases of home gardening and to promote better horticultural practices, civic beautification, and the conservation of natural resources.

Hawthorne Garden Club is a member of the Shenandoah District and is affiliated with the Virginia Federation of Garden Clubs, the South Atlantic Region, and the National Garden Clubs, Inc. We are also a member of the Winchester Council of Garden Clubs which involves sending two members to the four council meetings a year. As a member of the council, we are responsible to be on various committees for the flower shows which are every 2-3 years. We are excited to be the main club organizing the next show which will be in about 3 years!

By Penny Haag



APPLICATION FOR VFGC LIFE MEMBERSHIP/BOOK OF HONOR

Check One: _____ Life Membership
 _____ Book of Honor

Name of Honoree

Address

City _____ State _____ Zip _____

Honoree's Garden Club

Honored by

District

Date of Presentation

Surprise? _____ Yes _____ No
Club Meeting _____ District Meeting _____

Send life membership pin and card or Book of Honor Card to:

Name

Address

City _____ State _____ Zip _____

Phone # _____
E-mail _____

CHECK payable: VFGC, Inc.

MAIL to Shenandoah Life Membership Chairman:

Denise Henderson 540-222-5176
513 Trailside Drive
Charlottesville, VA 22911-8495
chadenva@aol.com

Contributions to

Blue Star Memorial

Make Payable to

Shenandoah District, VFGC

In honor of President or Individual:

Name of Club or Individual making

Donation: _____

Check memo line: Blue Star Memorial
Send Check and form to

Polly Gable
540-347-7708---pollygable@gmail.com
6416 Summerfield Lane
Warrenton, VA 20186

Contribution to

**Shenandoah District
Scholarship Fund**

Make payable to:

Shenandoah District, VFGC

Check Memo Line: Scholarship Fund
Send Check and Form to

Heidi Sage
1057 Jacks Shop Road
Rochelle, VA 22738-3907

Print: _____
Club Name