



# Patchwork Press

Catawba Valley  
Quilters Guild

Volume 36, No. 8  
August 2020

## PRESIDENT'S MESSAGE

BY MARY LONG

Guild,

It seems so long since we have been able to gather and share one another's company.

In the interim, three people have contacted me wanting to join the Guild and I have had to tell them we have no idea when we will be able to meet again.


I must say I have admired all the pictures of the projects many of you have been working on. What a great hobby we are fortunate to have in our lives, helping us cope with this pandemic that has been thrown upon us.

I often think of our members and hope you are all doing well. It is surely a time to remember others and to pray for each other, our families and our country, as well as our world. The phrase we casually threw around before: "Hope to see you soon" has meaning like never before.

On a final note, I would once again like to thank Diana for being so faithful to give of her time to keep us informed about Guild "doings."

Hoping we all stay safe!

Mary Long



## GUILD CALENDAR

**Any activities with a double asterisk in this newsletter are subject to cancellation due to the Coronavirus.**

### MISSION DAYS

None on schedule

### LOCAL EVENTS

#### Sat. Aug. 15, 2020 Project Linus Fabric Sale

9 am to 1 pm Faith Olive Baptist Church 4113 Old Shelby Rd, Hickory NC

#### Sept. 12, 2020 International Hang a Quilt Outside

Treat your neighbors by hanging one or more of your beautiful quilts outside and take a picture for our next newsletter.

### \*\*QUILT SHOWS\*\*

#### \*\*August 20-22, 2020 Original Sewing & Quilt Expo

Raleigh Convention Center  
500 S Salisbury St, Raleigh,

#### \*\*Sept. 25-27, 2020 Asheville Quilt Show \*\*

WNC Ag Center, 765 Boylston Hwy, Fletcher

#### \*\*October 9-10, 2020 A Celebration of Color Quilt Show

\*\*Congregational United Church of Christ  
400 W Radiance Dr, Greensboro

#### \*\* October 16-17, 2020 Cabarrus Quilters

#### A Splash of Color Quilt Show \*\*

Concord City Club at Gibson Mill,  
325 McGill Ave, NW, Concord

#### \*\* November 7, 2020 33rd Annual Quilt Workshop 8:30

am to 5 pm \*\* Brushy Mountain Quilters Guild

Hiddenite Arts & Heritage Center 70 Hiddenite Rd

Hiddenite [www.hiddenitearts.org](http://www.hiddenitearts.org). Registration required.

## Inside this Issue

Meeting, Show /Workshop Schedules	1
Who's Who, Treasurer's Report, Birthdays	2
Show & Tell	3
2021 Quilt Show Update	6
Lily Boutique Ideas	8



Catawba Valley Quilters Guild  
P.O. Box 352  
Hickory, North Carolina 28603

## AUGUST BIRTHDAYS



### Officers

	Day	Night
<b>President</b>	<b>Debbie Swartzel</b> dswartzel@charter.net (704) 564-1766	<b>Mary Long</b> maryellamml@gmail.com 297.4711
<b>Vice Presidents</b>	<b>Debra Rubin</b> debra.rubin@gmail.com (336) 314.5906	<b>Mary Whipkey</b> marywhipkey@bellsouth.net 728-3800 <b>Jan Carpenter</b> jan99chr@yahoo.com 381-7342
<b>Secretary</b>	<b>Maureen Teague</b> maureeneteague@gmail.com 495-8715 & <b>Kandi Peterson</b> kandipeterson1@gmail.com 328-3290	<b>Anne Starnes</b> annestarnes@yahoo.com 322-7308
<b>Treasurer</b>	<b>Teena McRary</b> teenamc@embarqmail.com 396-7100	
<b>Members-at-Large</b>	<b>Peggy McCosh</b> mccoshpeggy@yahoo.com 423.506.2151	<b>Joy Mease</b> joymease224@hotmail.com 465-6624

1	Dianne Black
3	Karen McBennett
3	Betty Stokes
5	Alyce Carlson
5	Mary Long
11	Michelle Macy
22	Anne Starnes
28	Barbara Stroud

**Membership** – Elle Clemens daytime Co-Chair  
luv2quilt5@att.net, 606-9246 / Jan Carpenter evening  
Co-Chair; jan99chr@yahoo.com 381-7342;  
Joy Mease joymease224@hotmail.com 465-6624.

**Newsletter** – Diana Weber 495.9389  
gmadidi7@gmail.com

*Newsletter deadline: fourth Monday of prior month*

**Webmistress** – Amanda Truett c: 803.528.6304  
artsoul85@gmail.com

### Meeting Dates / Times

Second Thursdays 10 am/6:30 pm Holy Trinity Lutheran Church, 547 6th Street NW, Hickory, NC  
catawbavalleyquiltersguild.com / Instagram  
@CVquiltersguild

## APRIL RETREAT REFUND

BY TEENA MCRARY

I wanted everyone to know that I have refunded all money for the April retreat and the Mahoney workshops. I'm so sorry we had to miss these fun events but hope we will be back on track soon. If you have any questions, please let me know. Checks were mailed on July 15<sup>th</sup>. Stay safe. I miss you all.

Teena



## SHOW & TELL

### Debra Rubin

This is the adaptation of our guild pin that I created for the Taylorsville barn quilt project. To be displayed at an uncertain future date .



### Catherine Caswell

Here are the quilts I have been working on. The purple one I designed for my daughter's college friend.



The Lexington Sampler that was a QAL with Sue Guzman in 2018. My only UFO finally finished.




The small pinwheel made for my grandson. I "rescued" the pinwheel blocks from a thrift store.

The golds and reds is one I kept for myself made from the little bit of

stash I have. I have now made as many quilts during COVID-19 than I finished before it started.




**Bonnie Gold:** Here is the Winter Village raffle quilt minus binding! I wish you could see the magnificent quilting job Rebecca Mullins did. It is really beautiful.



Thanks to everyone who participated in the construction. With any luck COVID will be a distant memory for our show in 2021.

### Pat Carson

This quilt (not finished yet) is the result of a long intended experiment to do something with silk. It presented numerous challenges but I learned a lot.





Thanks to collaboration with Peggy McCosh for adding the beautiful quilting I've been inspired to do one more QOV top.



We all need to thank the talented quilters who are bringing so many QOV's to completion. We are so fortunate to have a number of folks who can do this quilting for us. Thanks again Peggy!

**Marianne McCormic**

Here are 2 quilt projects and 3 quilts I've finished. Project1—Made from a pattern and fabric purchased at a Pineapple Fabrics presentation at my previous quilting guild in Mooresville NC. I think I need a bigger picnic table.



Project2- Small iron caddy. These two projects I packed for the Spring quilt retreat 2020. I may not have finished this one because my language was not very ladylike while working on it. LOL  
 Quilt1-A gift for my best friend's granddaughter. She will be 4 this November so it's more of a toddler size than a baby size quilt.





Quilt2-A gift for my nephew and girl friend who is having baby girl. She is due late September/early October.  
 Quilt3-A gift for my sister-in-law. She has fin-

ished all her LPN courses. She started in 2004 but family issues put it on hold. The last few months in 2020 where all online. The college listed all the grads' names and degrees online in May. She was disappointed that there wasn't a graduation ceremony.



All the quilts were machine quilted by Rebecca Mullins. They also need a label before I send them on their way, the hardest part for me.

**Cindi Williamson: A Bargello, quilt of valor and 3 bowls**





### Nancy Garchek

This is a quilt for a quilting buddy undergoing treatments for lung cancer. I made it very bright to cheer her up! I even long armed it with “needles and thread”.



An embroidered wall hanging quilt I made for my Pastor. I gave it to him on his last day at Redeemer Lutheran in Catawba.



**Rosalyn Gardner:** No picture, but a note from former member: I always enjoy seeing what is going on in your part of the world. We are doing good here. I have been busy making quilts of valor and swimming. A couple weeks ago we came to NC to visit family and I dropped off 5 quilts to Peggy McCosh. It was good to see her for a few minutes. Our guild has not met since February and am anxious to get back to normal but who knows when that will be. Take care, Rosalyn


### INTERNATIONAL HANG YOUR QUILT OUTSIDE DAY

By Peggy Poe

International Hang a Quilt Outside Your Home Day is scheduled for Saturday, September 12, 2020. This is a grassroots idea to help ease the void of missing our local quilt shows, state fairs, exhibitions, etc. because of COVID-19. Contact your local quilt guilds, quilt shops, and other businesses related to quilting and spread the word.

If interested in joining this effort, just display one or more of your beautiful quilts either outside (weather permitting) or inside through a window so people passing by can enjoy your art.

Share your joy in quilting!



### 2020 TREE QUILT CHALLENGE

from Jan Carpenter and Barbara Mahnke

Keep working on your Tree Challenge quilts for the December meeting. Check the guild website or previous newsletters for the guidelines.



## 2021 QUILT SHOW NEWS

Though October 2021 seems so far in the future amidst our pandemic, it offers a bit of hope and inspiration to sustain us now during this conflicting time. We are grateful to have completed so much of the QS foundation work before the pandemic which means we are in a good holding mode for whatever the future brings. Yes, our quilt show is still on the calendar for next fall. We have no idea what the future will hold for our show, however, we will transition together as a guild.

Meanwhile, our raffle quilt is completed thanks to the dedicated work of our Raffle Committee and volunteers who worked on it. Thank you, too, Rebecca Mullins for your outstanding quilting work.

While you are quilting during our shutdown, we are hopeful you are thinking ahead of our quilt show. Do review the Quilt Show details as you complete your UFO's, start new projects and work on your tree challenge quilts. Thank you to the judging committee (Chris Appenzeller, Mary Bucy, Barbara Mahnke and Joy Mease) for their efforts and timely work for the judging details. Do contact them with any questions you may have.

Stay well, take care of yourselves and one another.

Mary Bucy & Kay Dwyer

### JUDGING COMMITTEE REPORT BY MARY BUCY

The Quilt Judging co-chairs, Chris Appenzeller, Barb Mahnke, Joy Mease, and myself, Mary Bucy have been working on Quilt Categories and Ribbons of Distinction updates. Luckily we met several times before Covid hit and have been able to communicate by email, so we are ready to share what we have accomplished. Originally, we wanted to share this in person at the June meeting, then I had hopes for July. At this point, I'm not sure when we will see each other in a Guild setting so we thought we should send the information by email.

Our decisions were made after much research and discussion. We studied the evaluation forms that were submitted following the 2018 quilt show and also examined the entry numbers. We looked at how other local and a few out of state quilt shows were set up. We wanted to try to balance out the categories so that none would be extremely large or small. We also wanted to make sure that each type of quilt would have a category in which they could be placed. Of course we can't foresee what the entries for 2021 will be, but I think we have it covered.

Two items that I want to draw to your attention:

1. Quilts will need to be registered in advance to the show. We have set the date to turn in your entry forms as Sept 1, 2021.\* This will

allow us to create a spread sheet with all the information prior to your bringing your quilt in person. Hopefully, this will speed up the process for that day.

2. We are asking that you attach a photo of your quilt to this registration/entry form. This can be any photo, perhaps taken by your phone and then printed out. Last show, we took photos on the entry day, but that was a bit cumbersome and hopefully this will also speed things up. If you don't have a home printer, perhaps you can text or email your photo to a friend and they could print it. If that is not possible, contact one of us and we will make plans to obtain your photo.

I am including the list of ribbons of distinction along with our entry rules and form.\* These ribbons will be awarded by the judges. Many will highlight certain techniques.

As I said, we had wanted to do this in person, but since that is not possible at this time, contact one of the chairs with your questions and/or need for clarification.

We look forward to seeing lots of beautiful quilts at our 2021 Quilt show.

**\* Entry form, categories list and ribbons of distinction documents are attached to the email with this newsletter.**



## QUILTS OF VALOR

Steve Sherrill. Pieced and bound by  
Peggy Poe. Quilted by Rebecca Mullins



Jason Honeycutt. Pieced and bound by  
Peggy Poe. Quilted by Rebecca Mullins.

Ben Lail. Pieced and bound by Peggy Poe.  
Quilted by Rebecca Mullins



Mark E. Harris; Colonel, USAF Retired. Son of Former American Legion Commander Del  
Harris, also Colonel, USAF Retired and QOV recipient. Pieced by Amanda Truett. Quilted  
by Rebecca Mullins





## LILY BOUTIQUE IDEAS

Mary Bucy and Debra Rubin shared this list of items to make for the Lily Boutique at our 2021 Quilt Show. If you are looking for new projects to work on during our isolation. The links provide complete instructions.

Star Fabric Ornaments <http://quiltingdigest.com/quick-fabric-ornaments-for-gifts-and-your-tree/3/>

Soup Bowl Hugger <https://craftwarehouse.com/sew-this-soup-bowl-cozy-free-pattern/>

Scandinavian Folded Stars <https://craftingarainbow.com/2015/12/06/scandinavian-fabric-stars/>

Fabric Scrap Basket (also check out all the other patterns offered)  
<http://sometimescrafter.com/2009/04/tutorial-fabric-scrap-basket/>

Santa Wine Bottle Topper <https://diyjoy.com/quilted-santa-ornaments/>

Paper Pieced bowls <https://www.paperpieces.com/search?keywords=bowls>

Fat Quarter Friendly Draw String Bag <https://www.youtube.com/watch?v=YfumP5AkrLw>



Catawba Valley Quilters Guild

P.O. Box 352

Hickory, NC 28603

[www.catawbavallevquiltersguild.com](http://www.catawbavallevquiltersguild.com)