



Patchwork Press

December 2020

Catawba Valley
Quilters Guild

Volume 36, No. 12
December 2020

PRESIDENT'S MESSAGE

by Mary Long

Congratulations, Guild!

We were awarded \$500.00 by the Catawba County United Way Volunteer Center with funds from Piedmont Natural Gas Foundation for our contributions of quilts and pillowcases to area hospitals, Family Guidance, Children's Advocacy and Protection Center, and Quilts of Valor! An article about the award was in the Hickory Daily Record, Saturday, November 18, 2020.

An employee of Children's Advocacy Center, Connie Engart, nominated us for the honor. She filled out the application with information provided by me. She contacted the guild presidents to come in for a taped interview as requested by United Way. Since Debbie Swartzel was out of town, I invited Joan Cole and her daughter Melissa Shaw to go with me to be taped to relay information about the guild and to hear what, how and why we give our time, effort and compassion as we make quilts and pillowcases for organizations in the community. Joan Cole was chosen because she has made "at least a zillion" quilts and is a valued representative of the Guild as she nears 90 years of age. The three of us were surprised when we were presented with the news that we had won the award.

The taped interview was sent virtually and can still be seen on the Catawba County United Way's Facebook page, [facebook.com/catawbacountyunited way/](https://www.facebook.com/catawbacountyunitedway/).

We will use these funds as a way to give back to the community just as we have always done.

Thank you, Guild! And, if you would like to send a note of thanks to Children's Advocacy for nominating us, please do so. Address is:

Children's Advocacy and Protection Center
4360 County Home Road
Conover, NC 28613

I would also like to add a note to say that the Board hopes you will make an effort to stay in touch by attending our Zoom Guild meetings. The program for November with Lee Monroe was excellent. I took many notes and have heard a number of members comment that they did the same. Good stuff is still going on with the Guild even if we are not able to meet in person.

Sending blessings your way-

Mary Long

GUILD ZOOM MEETING

DECEMBER 10, 2020, 6:30 PM

Your presence is requested at the December meeting that will feature door prizes as well as important Guild business matters we need your input on. Look for an email invitation from Joy Mease with a link.

Barbara Mahnke will be *in person!* at the church for people who do not have computers or internet access. Please wear a mask.

DOS ARE DEW IN DECEMBER

Hi, I hope you all had a lovely Thanksgiving. I am surprised at the number of people who have not yet paid dues for 2021. Please mail your check of \$20 made out to CVQG to Elle Clemens, 1442 NC Highway 127, Taylorsville, NC 28681 as soon as possible so we can get the directory ready.

Also if you would like to update your photo, e-mail one to Debbie Abernethy at qckcpy@bellsouth.net.

Lastly please text, call or email any new information that needs to be in the membership book ASAP, especially if you joined the guild after January 1, 2020.

My cell phone is (828) 606-9246 and my email is luv2quilt5@att.net.

Thank you,
Elle Clemens

Inside this Issue

Who's Who, Treasurer's Report, Birthdays	2
Show & Tell	3
Quilts of Valor	6
Minutes	9



Catawba Valley Quilters Guild
P.O. Box 352
Hickory, North Carolina 28603

happy
Birthday

Officers

	Day	Night
President	Debbie Swartzel dswartzel@charter.net (704) 564-1766	Mary Long maryellamml@gmail.com 297.4711
Vice Presidents	Debra Rubin debra.rubin@gmail.com (336) 314.5906	Mary Whipkey marywhipkey@bellsouth.net 728-3800 Jan Carpenter jan99chr@yahoo.com 381-7342
Secretary	Maureen Teague maureeneteague@gmail.com 495-8715 & Kandi Peterson kandipeterson1@gmail.com 328-3290	Anne Starnes annestarnes@yahoo.com 322-7308
Treasurer	Teena McRary teenamc@embarqmail.com 396-7100	
Members-at-Large	Peggy McCosh mccoshpeggy@yahoo.com 423.506.2151	Joy Mease joymease224@hotmail.com 465-6624

2 Susan Bisulca
6 Wanda Bombyk
7 Patricia Bell
9 Rosemary Dietrich
9 Ann Lutz
23 JoAnn Johnson
27 Gigi Miller
15 Donna Von Bergen
25 Catherine Caswell
31 Andrea Cuddy
31 Shelley Thompson

Membership – Elle Clemens daytime Co-Chair
luv2quilt5@att.net, 606-9246 / Jan Carpenter evening
Co-Chair; jan99chr@yahoo.com 381-7342;
Joy Mease joymease224@hotmail.com 465-6624.

Newsletter – Diana Weber 495.9389
gmadidi7@gmail.com

Newsletter deadline: fourth Monday of prior month

Webmistress – Amanda Truett c: 803.528.6304
artsoul85@gmail.com

Meeting Dates / Times

Second Thursdays 10 am/6:30 pm Holy Trinity Lutheran Church, 547 6th Street NW, Hickory, NC
catawbavalleyquiltersguild.com / Instagram
@CVquiltersguild



SHOW & TELL


Elle Clemens: A Keepsake Quilting kit for my daughter granddaughter. More time consuming than I thought it would be but not difficult except cutting out the ornaments was ruff on my hand! My poor thumbs.



I like it better without the ornaments but I like that the ornaments are reversible. One side is numbers and one side is character from the story. Table runner below.



Karen Miller: Last big quilt for a long time. I will sure remember 2020!



Karen Berlin: I came up with a new way to display quilts - some that I made, but mostly family or restored quilts. I can enjoy looking at them and I am reminded to refold them often.



(Continued on page 4)



(Continued from page 3)

Rosalyn Gardner: (a member who left the area but is still making QOVs for us! Here's her message and two of her quilts. Sounds like she misses us:



I am still making quilts of valor for the guild. I have 6 ready to bring over to give to Peggy McCosh. I gave her another 6 in August. Tell all the girls I miss them and wish them all a Happy Holiday Season and to stay safe.
Rosalyn



Peggy Poe's Christmas projects



Pat Carson: I like making labels for quilts as creative as the quilt front. So I've been making labels for any quilts I've made that still have no labels. Lots of fun and less work than a whole quilt.



Dianne Johnston's Christmas quilt



Catherine Caswell: I bought this hand pieced compass rose from Billie Hicks' estate sale along with the fabric to complete the quilt. Instead of packing it away as a UFO I quickly completed it.



Chris Appenzeller: McKenna Ryan's "12 Months of Happy" patterns



SHOW & TELL

Candi Gordon:
Ducks in a Row




Gustav Klimt's The Kiss



Candi Gordon: I used my granddaughter's old school uniform to make her doll a matching outfit, using the existing collar and buttons. The pattern is from the internet.

Diana Weber: The cardinal table runner is for Christmas; Two others as yet incomplete. Also made a few pairs of fingerless gloves, helped Cousin Rosa made a 4-patch quilt. The baby peeking out from his crocheted bunting is William Elias Luper, my 1st great grand child.





QUILTS OF VALOR

Bruce McAbee. Pieced and bound by Connie Smith. Quilted by Linda Nichols



Recipients of quilts of valor at Bernhardt Furniture



QUILTS OF VALOR

Bill Tipton. Pieced and Bound by Peggy Poe. Quilted by Rebecca Mullins



Shelly Thompson, US Air Force. Pieced by Margaret Noah. Quilted by Rebecca Mullins. Bound by Susan Bisulca



David C. Walden Pieced by Reba Walden, quilted by Rebecca Mullins.



Warren. E. Walden, Jr. Pieced and bound by Peggy Poe. Quilted by Rebecca Mullins.




Joe Bavero, US Air Force
Pieced by Lennie Sever and Ann Lutz
Quilted by Debbie Swartzel





QUILTS OF VALOR

LaShawn Davis, Army. Pieced by Carol Carman. Quilted by Rebecca Mullins. Bound by Susan Bisulca



Samuel Stewart, Army. Pieced by Melissa Shaw. Quilted by Cindy Konarski . Bound by Joan Cole.



Ronnie Bowman. Pieced and bound by Peggy Poe. Quilted by Rebecca Mullins.



Kenneth Church, US Coast Guard. Pieced by Lennie Sever. Quilted by Rebecca Mullins.





MINUTES CVQG JOINT MEETING NOVEMBER 12, 2020

Morning President Debbie Swartzel convened the meeting at 6:30 pm, by welcoming the 38 members attending via Zoom.

Nominating Committee Report – Janice Setzler presented the committee’s proposed slate of officers for 2021-2022, e-mailed to guild members a few days earlier. Officers will be elected at the December meeting, and each officer will serve a 2-year term.

CVQG Proposed Slate of Officers for 2021-2022		
	MORNING GROUP	EVENING GROUP
PRESIDENT	Debbie Swartzel	Mary Long
VICE-PRESIDENTS	Debbie Rubin	Tammy Gillespie
	Dianne Black	Jan Carpenter
SECRETARY	Cindy Williamson	Cathy Starnes
TREASURER	Frances Allen	Frances Allen
MEMBER-AT-LARGE	Janice Setzler	Joy Mease

Program – Jan Carpenter introduced Lee Monroe. She lives in the Winston-Salem area and is a quilter, pattern designer, teacher, and trained graphic designer. She has a degree in fine art, and studied design in graduate school. Her work has appeared in quilting publications, including *Quiltmaker* and *Modern Patchwork* magazines. She noted that she visited the Catawba Valley Quilters Guild a few years ago, and presented the program for both the morning and evening meetings.

Lee’s quilting business is named after her great-grandmother, May Chappell. She teaches a lot of color classes, since that is her background, and another of her lectures is a Color Lecture. She suggested members visit Tuesday Tips on her website (maychappell.com) for these and other tips, saying that on Tuesdays she often posts new tips on her blog.

Lee presented her lecture Techniques of the Trade and shared numerous quilting tips with members that she has picked up through the years, including from her mother and grandmother, as sewing definitely runs in her family. Some of the tips were:

- When looking for colors that go well together, consider the small color swatches included on the fabric sel-
vage, since they will all coordinate well together. She suggested cutting the selvage off to take along when fab-
ric shopping. She also trims off the opposite selvage and tapes it to the pattern as a future reference of exactly
which fabric/s she used.
- Like many quilters, she gathers paint chips to use for exploring different color palettes, or again, carrying
along when fabric shopping.
- When using pre-cuts with pinked edges, run a lint roller along the edges to remove the lint before sewing
with them. She warned against doing it too many times, since the entire pinked edge could disappear.
- Apply spray starch to the backside of fabric, then flip it over and press on the front which allows more starch
to remain in the fabric. Otherwise, most of the starch evaporates or sticks to the ironing surface.
- Put inexpensive washi tape along the ruler marking line being used for cutting, but it is just a guide, so do



MINUTES OCTOBER ZOOM JOINT MEETING

OCTOBER 8, 2020

(Continued from page 9)

not cover up the line. Washi tape is much less sticky than masking tape and can be easily removed. It is similar to painter's tape or a Post-it note, and she buys it at Michael's or Target for \$1.

- Keep a separate rotary cutter on hand as a "paper blade" for paper piecing and cutting foundation papers, since cutting paper dulls blades quickly. As soon as her fabric blade starts to get dull, it becomes her paper blade, unless it has a nick in it. She also puts a "P" on that handle.
- When matching thread to a fabric, choose the lighter thread, which will blend in better. However, if the thread is being used more as an accent, use the darker thread.
- When sewing 2 pieces together where one of them is undersized, shorten the stitch length and put the smaller piece on top. This strengthens the seam and help keep it from popping open during machine quilting, or later down the road.
- She uses a free app called "Layout" to audition different things she might do with a block, including color choices, changes of direction, etc. App users are required to watch an ad each time, but using it is free.
- There are often two thread spool pins on sewing machines, and they have rules: the vertical spool pin can only use a straight wound thread, but the horizontal spool pin can use either straight wound or cross wound threads.
- If a spool of thread is spinning around on the machine's vertical spool pin, place a section of straw over it. A Starbuck's straw works perfectly.
- Put foam shelf liner underneath the sewing machine when working on a table; it will be much quieter and not move around. Lee always does this when teaching a class or attending a retreat.

- When a needle breaks while sewing, make sure to find all of the broken pieces; even a little piece remaining in the machine could cause big problems. She collects all the pieces and lays them out alongside a new needle to make sure she found all of them.
- When writing on a quilt label, look for the two words Permanent and Colorfast. She likes the MICRON 08 Pen, which is both; a Sharpie is not both, and it will change colors after washing.
- When threading a needle, she suggests licking the needle, instead of the thread.
- When hand-stitching a project, it is better to sew the thread in the order it came off the spool. Many times, thread that keeps tangling up is being sewn from the wrong end.
- She likes self-threading needles, such as the Clover brand, which has a split tension bar across the top to pop the thread through, and is much easier to thread.
- If a new quilt has just been washed, put it in the dryer with brand new tennis balls; they also sell wool dryer balls now. It will be noisy, but the quilt will dry much faster and fluff up nicely.
- When big-stitching a quilt, Lee draws quarter-inch marks along the edge of her thumb as a guide to use for getting more even stitches.
- When traveling with a sewing machine, she belts it into the backseat to prevent it from becoming a possible flying object.
- If fabric is being kept in plastic bags, she snips the corners of the bags to let air in. She also pokes holes in her plastic bins for the same purpose.
- She prefers to cut squares a bit larger when making half-square triangles. Adding 1/8 inch is the rule of thumb, but she adds 3/8-inch and then trims them all down after sewing and cutting them apart. It uses

(Continued on page 11)



(Continued from page 10)

a bit extra fabric, but she thinks it is well worth it, because they are square.

- Lee loves using a Bloc Loc Half Square Triangle Ruler for trimming, and noted there are many videos of using them on YouTube. She also likes using the Clearly Perfect Slotted Trimmers.
- She prefers cutting half-square triangles 8-at-a-time. She avoids the 4-at-a-time method, because it creates too many bias edges. There is a formula for cutting 8-at-a-time available on-line, as well as one for 4-at-a-time flying geese.

Lee also presented a short Trunk Show of some of the more popular quilt patterns she has designed, including Crossing Paths, Blue Ridge (using lots of flying geese), Designer Star, All Strung Up (using cotton voile), All Squared Up, Twisted Turns, Serendipity (a beginner quilter pattern), Evan Street, and Scrappy Star. She also shared a few of her color study quilt projects.

Lee answered members' questions, and shared a pattern discount code for her website (maychappell.com), CLASSWIDTH MC.

Members thanked Lee for presenting the program, and the meeting adjourned at 7:55 pm.

Respectfully submitted,

Anne Starnes, Evening Secretary

Ed. Note: Thanks to Anne for her great work as secretary these past many years. Your minutes with notes from our October program are a great example of your skills.

HELP WANTED MESSAGE FROM OUR WEBSITE

Delores Mueller is requesting:

My husband received a queen sized quilt. We have a king bed. Can it be somehow altered to fit the larger bed?

Email: chorusdelores@charter.net

Phone 704.325.3247

BARN QUILTS

The picture below is of barn quilts is on display in Taylorsville. Jan Hutchinson initiated the idea when she heard Taylorsville was interested in having groups submit barn quilts. Debbie Rubin took our emblem of the Carolina Lily (just as it is on our pins) and drew and painted the quilt on our Guild block.

Take a moment to drive by the government building to view this display. Taylorsville is not very big so members should be able to find it without too much difficulty.





??? QUILT SHOW IN 2021 ???

QUESTION: SHOULD WE HAVE OUR QUILT SHOW IN 2021?

We are actively exploring the feasibility of having our quilt show anticipated for October 2021. It is really only about 10 months away. We have randomly reached out to several of you for your thoughts, concerns and ideas amidst this pandemic of Covid-19.

We will continue discussion with all members at the December meeting and therefore need your presence at the zoom meeting to do so. Hopefully you will join the us December 10 at 6:30 pm so you can help us make the best decision for us as individuals and as a guild.

It will take us all to have a successful show in 2021.

Best Regards and Health to you and your families this season.

Kay Dwyer & Mary Bucy
2021 Quilt Show Co-Chairs



Catawba Valley Quilters Guild

P.O. Box 352

Hickory, NC 28603

www.catawbavallevquiltersguild.com